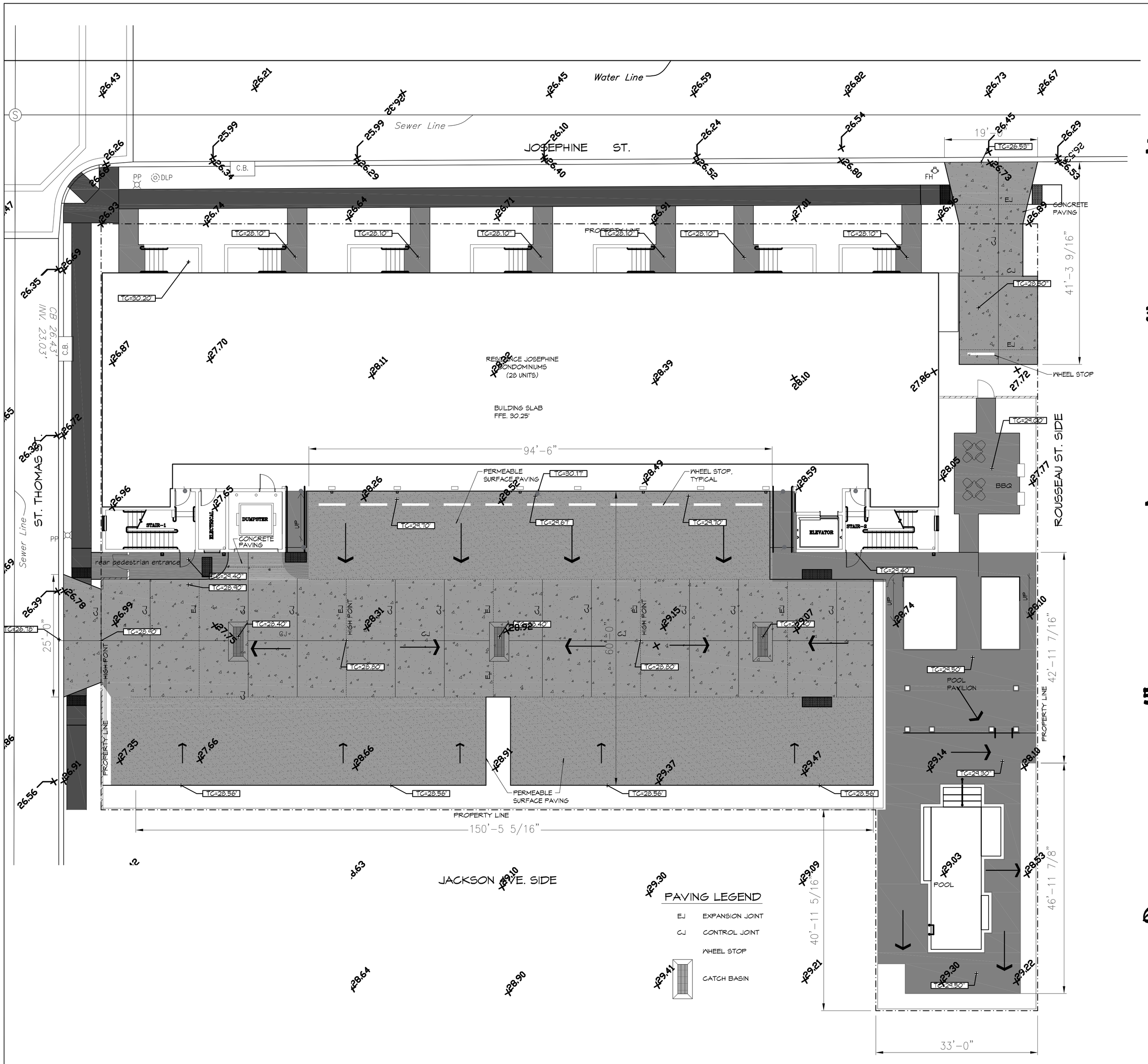

1 SITE PAVING PLAN
SCALE: 1"=10'-0"

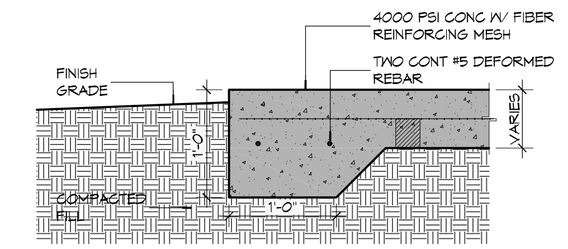

2 TYP. PAVEMENT EDGE
SCALE: 1"=1'-0"

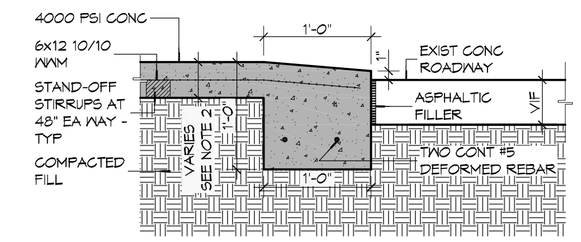

3 DRIVEWAY ROLLOVER CURB
SCALE: 1"=1'-0"

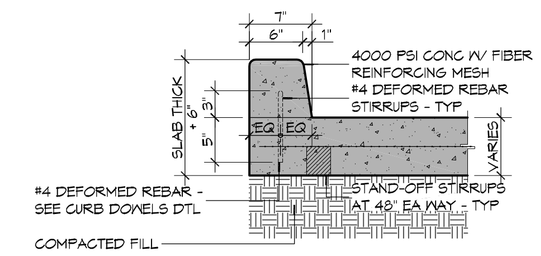

4 TYPICAL CURB
SCALE: 1"=1'-0"

6" MTL KEYWAY JOINT SYSTEM NOTE:
LONGITUDINAL JOINTS (LJ): NO.5 DEFORMED DOWEL ROD 24" L @ 24" O.C.
TRANSVERSE JOINTS (TJ): NO.5 SMOOTH DOWEL ROD 24" L @ 24" O.C.

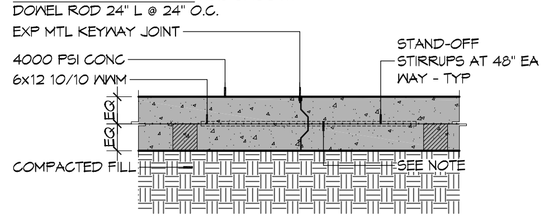

5 TYP. PAVEMENT JOINT
SCALE: 1"=1'-0"

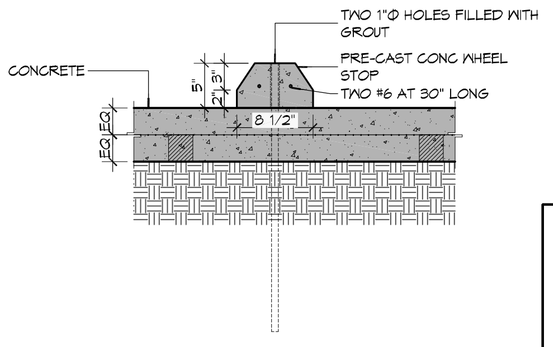

6 WHEEL STOP
SCALE: 1"=1'-0"

GENERAL PAVING NOTES

1. ALL NEW CONCRETE SHALL SHALL HAVE A MINIMUM COMPRESSIVE STRENGTH OF 4,000 PSI AT 28 DAYS AND A MINIMUM THICKNESS OF 6". CONCRETE MIX SHALL BE IN ACCORDANCE WITH THE LATEST REVISION OF ASTM C-150 TYPE 1.
2. CONCRETE PAVING THICKNESS SHALL VARY AS FOLLOWS:
   a. APRONS & LOADING AREAS = 8" THICKNESS (INDICATED WITH CROSS HATCH WHERE OCCURS)
   b. DRIVE LANES & PARKING AREAS = 6" THICKNESS (STANDARD UNO)
3. ALL REINFORCING STEEL SHALL MEET ASTM-A615 (GRADE 60).
4. ALL REINFORCING STEEL SHALL BE SECURELY SUPPORTED TO PREVENT BOTH VERTICAL AND HORIZONTAL MOVEMENT DURING CONCRETE PLACEMENT. ALL CONTROL AND EXPANSION JOINTS SHALL BE LOCATED AND INSTALLED AS SHOWN ON THE PAVING PLAN AND IN ACCORDANCE WITH THE MANUFACTURER'S RECOMMENDATIONS.
5. ALL SUB GRADE FILL SHALL BE SELECT GRANULAR MATERIAL COMPACTED TO 95% STANDARD PROCTOR DENSITY IN A MAXIMUM OF 6" LIFTS.
6. CONTRACTOR SHALL CONTACT THEIR REGULATORY DEPARTMENT OF ENGINEERING PRIOR TO CONDUCTING ANY WORK.
7. ANY WORK WITHIN THE ROADWAY OR ADJACENT TO THE ROADWAY CAUSING AN INTERFERENCE TO VEHICULAR TRAFFIC MUST CONFORM TO THE REQUIREMENTS SET FORTH BY THE UNIFORM MANUAL OF TRAFFIC CONTROL DEVICES OF THE STATE OF LOUISIANA. THE CONTRACTOR MUST FURNISH ALL NECESSARY TRAFFIC SIGNS AND/OR BARRICADES AND MAINTAIN THEM DURING CONSTRUCTION ACTIVITY.

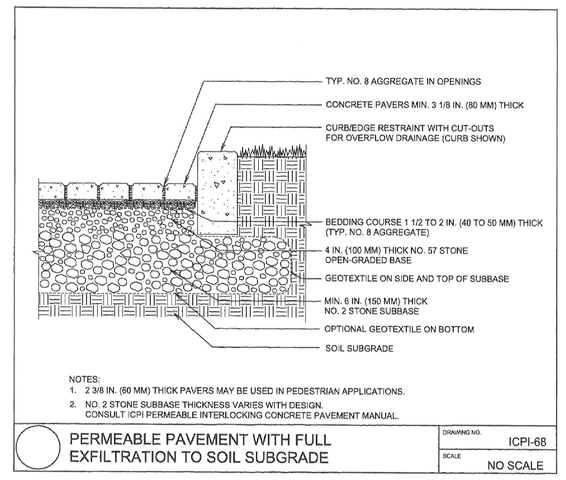

NOTES:
1. 2 3/8 IN. (60 MM) THICK PAVERS MAY BE USED IN PEDESTRIAN APPLICATIONS.
2. NO. 2 STONE SUBBASE THICKNESS VARIES WITH DESIGN. CONSULT ICPI PERMEABLE INTERLOCKING CONCRETE PAVEMENT MANUAL.

PERMEABLE PAVEMENT WITH FULL EXFILTRATION TO SOIL SUBGRADE
DRAWING NO. ICPI-68
SCALE NO SCALE

DAMMON ENGINEERING, INC.
LOUISIANA & MISSISSIPPI
Slidell, Louisiana
PH. 985-649-5832 Fax: 985-641-5950
www.dammonengineering.com
info@dammonengineering.com

RESIDENCE JOSEPHINE CONDOMINIUMS
2100 St. Thomas St.
New Orleans, Louisiana 70130

SCALE: AS SHOWN | FILE NAME: SITE PAVING PLAN
DATE: 01-11-16

STEVEN J. FINEGAN ARCHITECTS, LTD.
A PROFESSIONAL CORPORATION
123 S. Pierce St. - New Orleans, LA 70119
(504)486-5744 www.stevefineganarchitect.com
E-mail: stevefinegan@nocoxmail.com

NO.	DATE	REVISIONS

C1.1

This drawing is the property of STEVEN J. FINEGAN ARCHITECTS, LTD. it is not to be reproduced, copied or altered in whole or in part it is not to be used for any purpose without the approval of STEVEN J. FINEGAN ARCHITECTS LTD. and is to be returned on request.