

WEST PERIMETER BUFFER AREA
16 CLASS 'A' TREES
8 CLASS 'B' TREES

ALL EXISTING TREES WITH >6" CALIPER WITHIN 10' PERIMETER BUFFER SHALL REMAIN

7' HIGH WOOD DUMPSTER ENCLOSURE FENCE W/ GATE

SOUTH PERIMETER BUFFER AREA
13 CLASS 'A' TREES
7 CLASS 'B' TREES

ALL EXISTING TREES WITH >6" CALIPER WITHIN 10' PERIMETER BUFFER AREA SHALL REMAIN

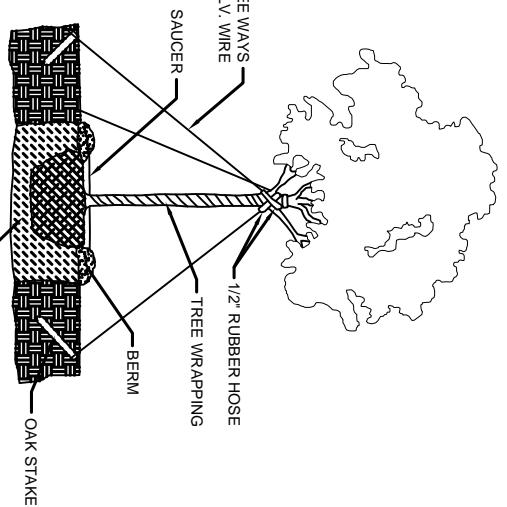
NORTH PERIMETER BUFFER AREA
13 CLASS 'A' TREES
7 CLASS 'B' TREES

ALL EXISTING TREES WITH >6" CALIPER WITHIN 10' PERIMETER BUFFER SHALL REMAIN

NOTE:
ALWAYS PLANT EQUAL TO OR ABOVE GROUND 1" - 2".

TYPICAL TREE PLANTING DETAIL

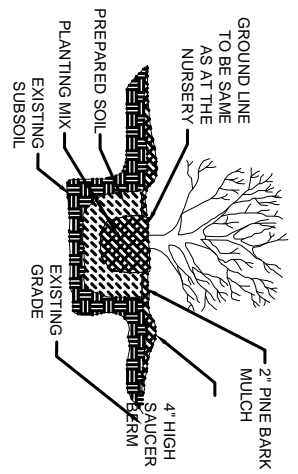
N. T. S.



NOTE: PROVIDE 1 CLASS 'A' TREE FOR EVERY 30 LINEAR FEET WITHIN MEDIANS

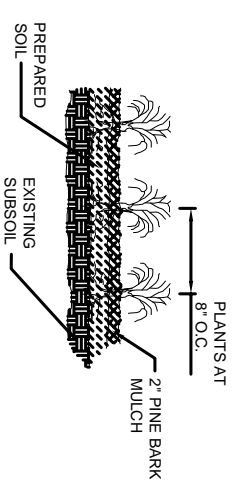
SHRUB DETAIL

N. T. S.



GROUND COVER DETAIL

N. T. S.



LANDSCAPE PLAN

SCALE: 1" = 20'-0"



LEGEND

- - - PROPERTY LINE
- - - SETBACK
- - - NEW BUILDING OUTLINE
- - - NEW 6'-0" WOODEN FENCE
- CLASS 'A' TREE SHALL HAVE A MINIMUM CALIPER OF AT LEAST 2-1/2" (MEASURE 2' ABOVE GROUND), AND A MINIMUM HEIGHT OF 10'-12" ONE TREE EVERY 20'
- SHRUB, ONE PER 10'
- CLASS 'B' TREE SHALL HAVE A MINIMUM CALIPER OF AT LEAST 1-1/2" (MEASURE 6" ABOVE GROUND), AND A MINIMUM HEIGHT OF 8'-10" ONE TREE EVERY 20'

LANDSCAPE NOTES

1. EVERY PARKING ROW SHALL TERMINATE IN A LANDSCAPED ISLAND, PROVIDED THAT A LANDSCAPE ISLAND SHALL NOT BE REQUIRED AT THE END OF A PARKING ROW WHERE THE END OF THE PARKING ROW ABUTS A STREET PLANTING OR BUFFER AREA.
2. PROPERTY OWNER SHALL BE RESPONSIBLE FOR THE MAINTENANCE AND THE REPLACEMENT OF THE REQUIRED PLANTING MATERIALS.
3. DURING CONSTRUCTION, PLANTING ON OPEN GROUND AREAS SURROUNDING PRESERVED TREES SHALL BE WIRED OFF WITH A PROPERTY FLAGGED, REINFORCED AND ROLLED WIRE MESH.

EL- BETHEL PENTECOSTAL CHURCH

DAMMON ENGINEERING, INC.

1095 FLORIDA AVENUE 985-649-5832 SLIDELL, LA. 70458
DAMMONENGINEERING.COM

SCALE: AS NOTED

FILE: _____

JOB NO. 1819

DATE: 3-29-07

SHEET 4

C-3

OF 22

LANDSCAPING PLAN

EUGENE WELLINGTON
ALLEN ROAD
SLIDELL, LOUISIANA