FOUNDATION GENERAL NOTES

1. THE INTENT OF THIS PLAN IS TO PROVIDE INFORMATION FOR PLACEMENT OF POST TENSION SYSTEM TENDONS AND (WHERE SHOWN) PILINGS, ONLY. IT IS THE RESPONSIBILITY OF THE GENERAL CONTRACTOR TO VERIFY ALL DIMENSIONS, BRICK LEDGES, BLOCK OUTS, OFFSETS, ECT., SHOWN ON THESE PLANS, TO ASSURE AGREEMENT WITH ARCHITECTURAL PLANS.
2. FILL, AS A MINIMUM QUALITY, SHALL BE 40 % CLAY AND 60% SANDY MIXTURE, PLACED IN 6" LIFTS AND COMPACTED TO MINIMUM 95 % STANDARD PROCTOR. FOOTINGS ARE DESIGNED TO USE SOIL WITH PRESSURE 2000 LBS. PER SQUARE FOOT OR MORE. PRIOR TO PILE DRIVING (WHERE PILES ARE REQUIRED) IT IS RECOMMENDED THAT OWNER VERIFY PILE SIZE AND CAPACITY BY CONTRACTING THE SERVICES OF A SOILS ENGINEERING COMPANY, OR AS AN ALTERNATIVE, VERIFY PILE CAPACITY WITH A PILE LOAD TEST. IF NO SOILS ANALYSIS FOR THE PROPERTY HAS BEEN PROVIDED TO THE ENGINEER, CONTRACTOR MUST ADVISE OWNER THAT PILE LOAD COMPACITIES USED ARE BASED ON LOCAL CODES AND HISTORICAL INFORMATION WHERE AVAILABLE, AND THAT THE SOILS DATA FOR THE SPECIFIC PROJECT AREA MAY NOT BE COMMENSURATE WITH THIS DATA. CONTRACTOR SHALL ARRANGE TO HAVE A VERIFIED COPY OF THE BLOW COUNT FOR DRIVING EACH PILE.
3. ALL WATER (RAIN, RISING WATER, ECT.) SHALL BE DIRECTED AWAY FROM THE SLAB DURING PREPARATION, PLACING, AND CURING OF SAME. POSITIVE DRAINAGE MUST BE MAINTAINED AT ALL TIMES.
4. BEAM SIZES AND LOCATION AND NUMBER OF PILES SHALL NOT BE CHANGED WITHOUT APPROVAL OF THE ENGINEER, EXCEPT THAT BEAM DEPTH MAY BE EXTENDED TO REACH UNDISTURBED SOIL, SPECIAL LOADS NOT INDICATED ON DRAWING I.E., BRICK FIREPLACES, AND/OR CHIMNEYS, HOT TUBS, ECT., THAT REQUIRE ADDITIONAL REINFORCEMENT.
5. IT IS RECOMMENDED THAT A CURING COMPOUND BE USED TO CONTROL SHRINKAGE.
6. AS A MINIMUM, INSTALLATION OF RIGID FLOOR TILES, BRICK, ECT. SHALL BE OVER AN ELASTIC BOND BREAKER. ANY CRACKS IN CONCRETE FLOOR SHALL BE TREATED PRIOR TO INSTALLATION OF TILES. WHERE DECORATIVE CONCRETE IS USED, ADDITIONAL REINFORCEMENT WILL BE REQUIRED.
7. WHERE ADDITIONAL REINFORCEMENT WITH REBAR IS USED IN FOOTINGS, IT SHALL CONFORM TO ASTM A615. WOVEN WIRE FABRICS SHALL CONFORM TO ASTM A185.
8. TENDONS AND BARS SHALL BE SECURELY SUPPORTED TO PREVENT BOTH VERTICAL AND HORIZONTAL MOVEMENT DURING PLACING OF CONCRETE.
9. ALLOW 8" CENTERED CLEARANCE ON TENDON AXIS BY 36" LENGTH FOR STRESSING EQUIPMENT CLEARANCE.
10. CONCRETE SHALL BE WELL CONSOLIDATED ESPECIALLY IN THE VICINITY OF TENDON ANCHORAGES.
11. CONCRETE DESIGN IS BASED UPON A CONCRETE MIX HAVING A MINIMUM OF 5.0 SACKS OF CEMENT PER CUBIC YARD AND A MAXIMUM OF 30 GALLONS OF WATER PER CUBIC YARD. SUCH A MIX SHOULD GIVE A MINIMUM COMPRESSION STRENGTH OF 3,000 P.S.I. AT 28 DAYS. 12. CONCRETE DESIGN MIX SHALL BE IN ACCORDANCE WITH THE A.C.I. BUILDING CODE REQUIREMENTS (A.C.I. 318-77).
12. CONCRETE TO HAVE A MINIMUM COMPRESSIVE STRENGTH OF 1,500 P.S.I. AT THE TIME OF STRESSING.
13. ALL CONVENTIONAL REINFORCING STEEL SHALL BE ASTM DESIGNATION A-615 (GRADE 60) REINFORCING AND SHALL BE DETAILED AND ACCESSORIES PROVIDED IN ACCORDANCE WITH THE LATEST A.C.I. MANUAL OF STANDARD PRACTICE FOR DETAILING REINFORCED CONCRETE STRUCTURES.
14. ALL PRE-STRESSING STEEL SHALL CONSIST OF SEVEN-WIRE STRESS RELIEVED STRAND CONFORMING TO ASTM A-416. MINIMUM ULTIMATE TENSILE STRENGTH SHALL BE 270,000 P.S.I. STRANDS SHALL BE COATED WITH A PERMANENT RUST PREVENTATIVE LUBRICANT AND A PLASTIC SHEATH.
15. REINFORCEMENT SHALL HAVE 3" COVER IN GRADE BEAM BOTTOMS, 2" COVER IN BEAM SIDES AND TOPS. 1-1/2" COVER IN SLAB TOPS AND BOTTOMS, UNLESS OTHERWISE SHOWN.
16. COORDINATE STRUCTURAL DRAWINGS WITH ARCHITECTURAL AND MECHANICAL DRAWINGS FOR ALL OPENINGS, INSERTS, AND ANY OTHER RELATED ITEMS.
17. PLANS FOR PIPES, CONDUITS, THIMBLES, ECT. TO PASS THROUGH CONCRETE SLAB OR BEAM, MUST NOT CONFLICT WITH REINFORCING. WHERE A CONFLICT OCCURS, PIPES, CONDUIT, ECT. ARE TO TAKE PRECEDENCE.
18. PROVIDE A SINGLE LAYER OF VAPOR BARRIER UNDER CONCRETE SLAB.
19. THE TENDON LOCATION AT THE END OF GRADE BEAM IS TO BE A MINIMUM OF 6" FROM THE TOP OF SLAB TO CENTER OF GRAVITY TENDONS.
20. TENDONS TO BE STRESSED NO EARLIER THAN 7 DAYS AND NOT LATER THAN 14 DAYS AFTER PLACEMENT OF CONCRETE.
21. FORMS TO BE STRIPPED NO LATER THAN 6 DAYS AFTER PLACEMENT OF CONCRETE.
22. STRESSING:
    1. 1/2" TENDON SHALL BE ANCHORED AT 28.9K PER STRAND, BUT SHALL BE INITIALLY STRESSED TO 33.0K PER STRAND.
    2. 3/8" TENDON SHALL BE ANCHORED AT 16.1K PER STRAND, BUT SHALL BE INITIALLY STRESSED TO 18.4K PER STRAND.
23. LOADING OF SLAB PRIOR TO TENSIONING SHALL NOT BE DONE WITHOUT THE APPROVAL AND DIRECTION OF THE SUPERVISING ENGINEER.

WOOD PILING SPECIFICATIONS:

1. PILING TO BE CLASS 5, 40 FT. PILES IN ACCORDANCE WITH ASTM-D25, DRIVEN TO 4 TON CAPACITY, MIN. 65 PILES UNDER THE MAIN STRUCTURE. PILES TO BE PRESSURE TREATED TO 0.80 CCA, IN ACCORDANCE WITH AWPA-C3.
2. DRIVE PILING WITH A NO. 1 VULCAN HAMMER OR EQUIVALENT. BLOWS ARE TO BE LIMITED TO 25 BLOWS PER FOOT.
3. VIBRATIONS SHALL BE LIMITED TO 0.25 INCH/SEC. (PEAK PARTICLE VELOCITY) AT EXISTING NEARBY SENSITIVE STRUCTURES.

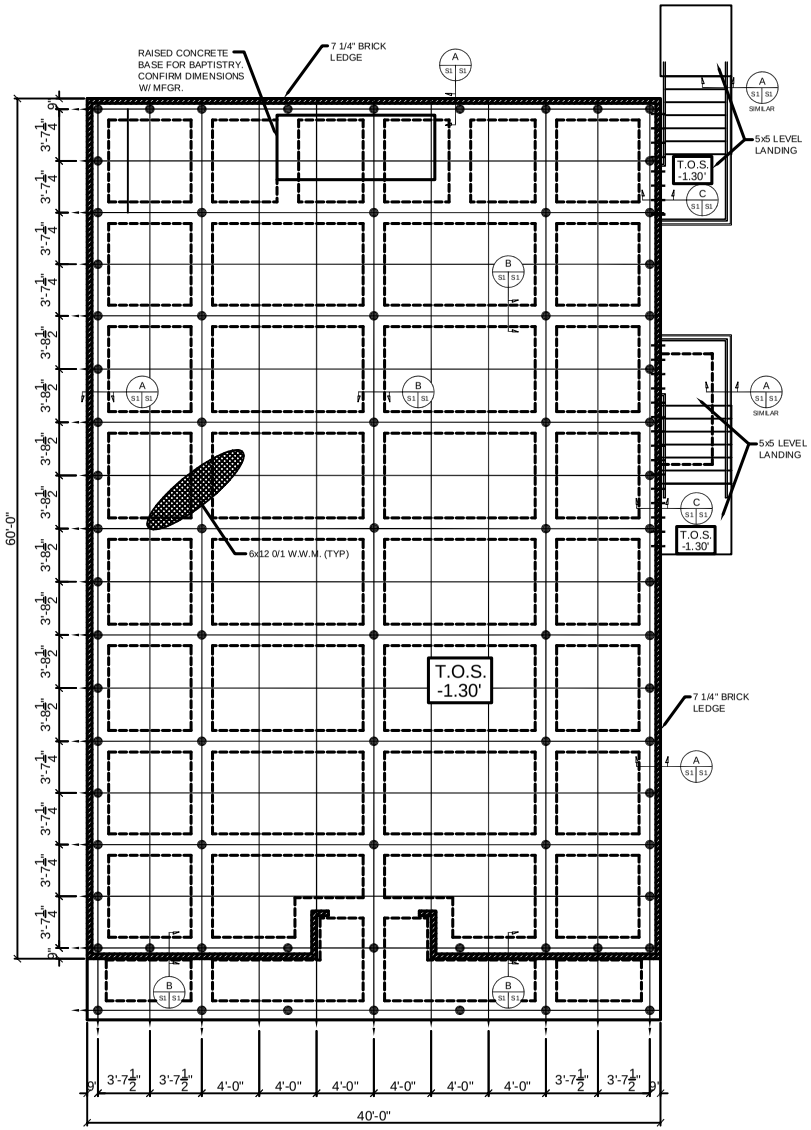

FOUNDATION PLAN
SCALE: 1/4"=1'-0"

NOTE:
1. REMOVE SURFACE ORGANICS.
2. PLACE FILL AS SOON AS POSSIBLE PRIOR TO CONSTRUCTION TO ALLOW FOR CONSOLIDATION AND SETTLEMENT.

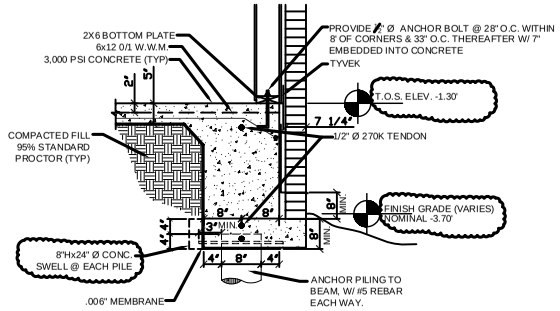

SECTION A
N.T.S.

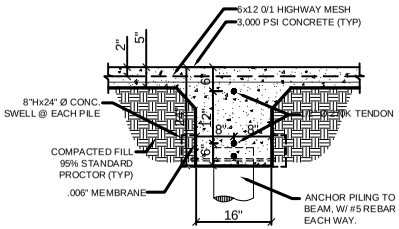

SECTION B
N.T.S.

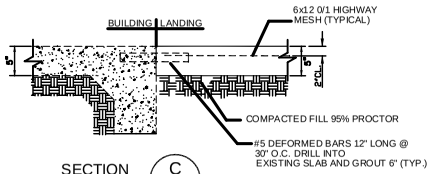

SECTION C
N.T.S.

DAMMON ENGINEERING, INC.
EMMETT DAMMON
ARCHITECT ROBERT WILTSE
1095 FLORIDA AVENUE
SLIDELL, LA. 70458
985-649-5832
WEBSITE: WWW.DAMMONENGINEERING.COM
EMAIL: DAMMONENG@BELLSOUTH.NET

ARCHITECTURE
ENGINEERING
STUDIES
PLANNING
INVESTIGATION
EXPERT WITNESS

NEW BAPTIST CHURCH

BEULAH LAND BAPTIST CHURCH
2436 ST. MAURICE AVE.
NEW ORLEANS, LA

FOUNDATION PLAN

REV: 2/26/08
SCALE: AS NOTED
JOB#: 1910
DATE: 12-14-07
SHEET 4

S-1

OF 20