

Series 2000 Baptistries: Designed for Safety!

- 7"x11" step treads conform to building code requirements for safety.
- "Raised Disk" Slip resistant tread pattern.
- Steps flow into tank for a built-in child's platform.
- Structural supports integrated into laminate for extra stiffness.
- All new design maximizes space and water usage.

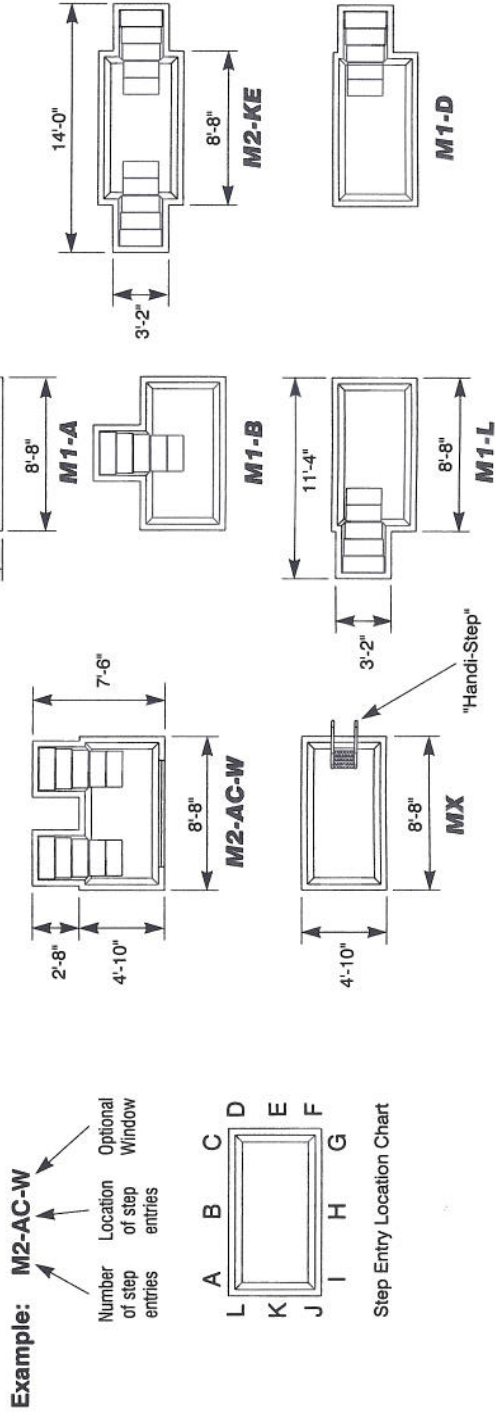
For the first time in more than thirty years, baptism design has taken a major step forward. The Series 2000 Baptistry Line brings many improvements over past designs, including:

- ✓ **Wider, Safer Step Design:** Series 2000 is the first baptism line in the industry with step treads and risers designed around national model building codes. The 11" treads and 7" risers allow for a safer, more comfortable entrance and exit from the water.
- ✓ **Improved Slip-Resistance:** Series 2000 step treads incorporate a "raised circular disk" pattern widely used in commercial applications. This pattern provides a higher level of slip-resistance and offers easy cleaning.
- ✓ **Improved Efficiency:** Relying on our 30+ years of experience making baptistries, we started from scratch to create designs that maximize useable space and minimize wasted space. This approach conserves water, and reduces energy costs associated with heating the water.

"Modular" Models

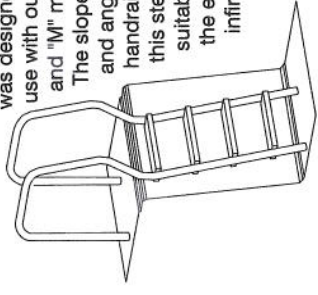
Our "M" models use a modular mold design, so you can create your own designs by choosing the step locations.

Choose one of the models shown here, or use the chart below to create your own style.



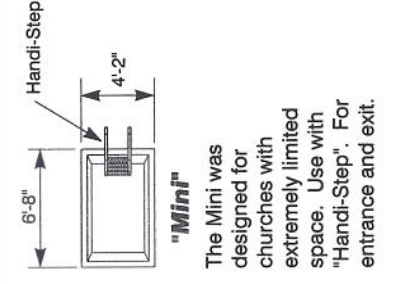
"Mini" Model

This removable, easy to use step system was designed for use with our Mini and "M" models. The sloped steps and angled handrail makes this step system suitable for the elderly or infirm.



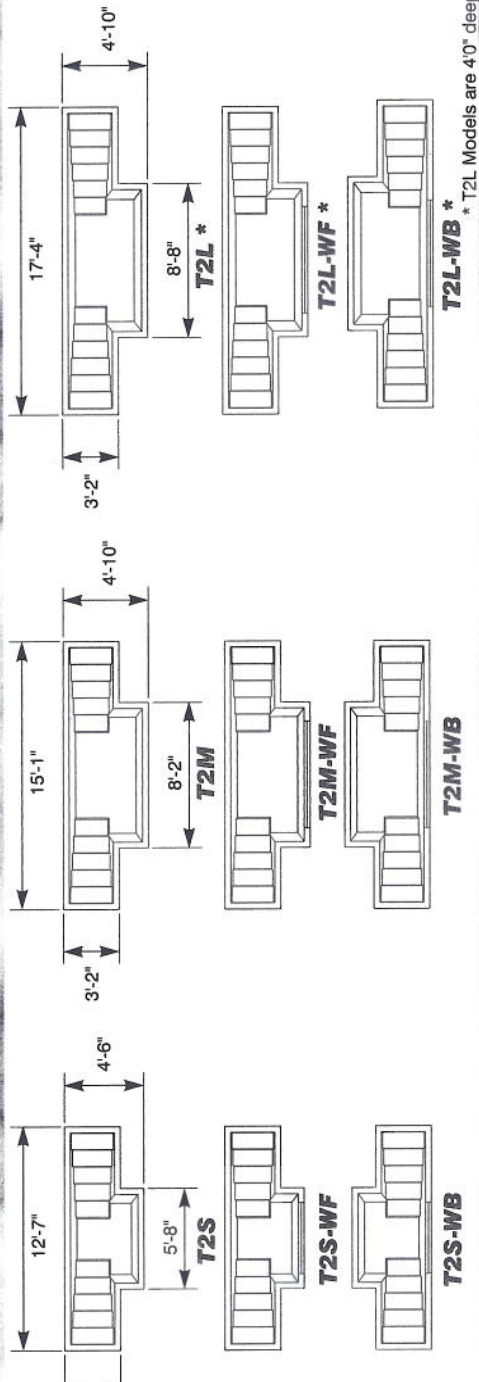
"Mini"

The Mini was designed for churches with extremely limited space. Use with "Handi-Step". For entrance and exit.



"S" Models

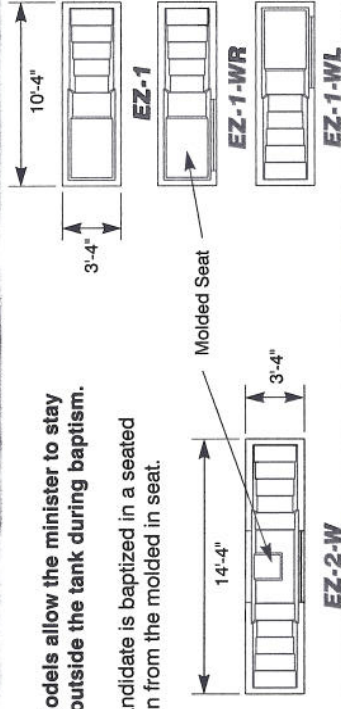
"T" Models



"EZ" Models

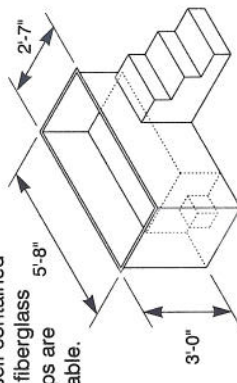
"EZ" Models allow the minister to stay dry & outside the tank during baptism.

The candidate is baptized in a seated position from the molded in seat.



Portable Baptistry

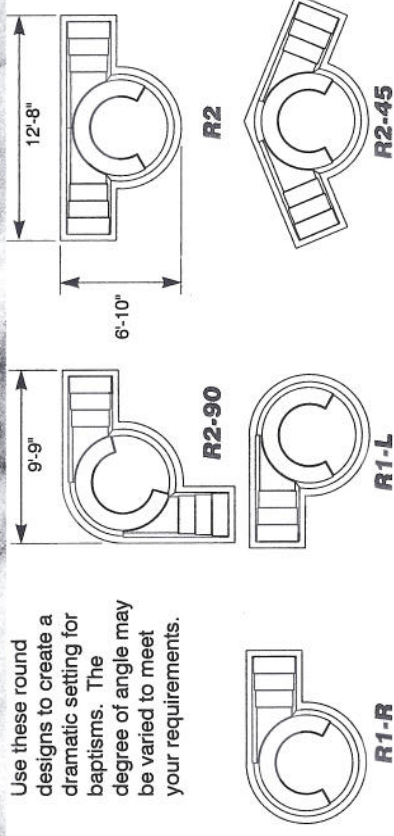
This free-standing, self contained baptistry is finished fiberglass inside and out. Steps are separate and moveable.



Model EZ-P

"R" Models

Use these round designs to create a dramatic setting for baptisms. The degree of angle may be varied to meet your requirements.



"V" Models

The "V" models are customized from our standard double entry models. The degree of angle can be varied according to your design requirements.

