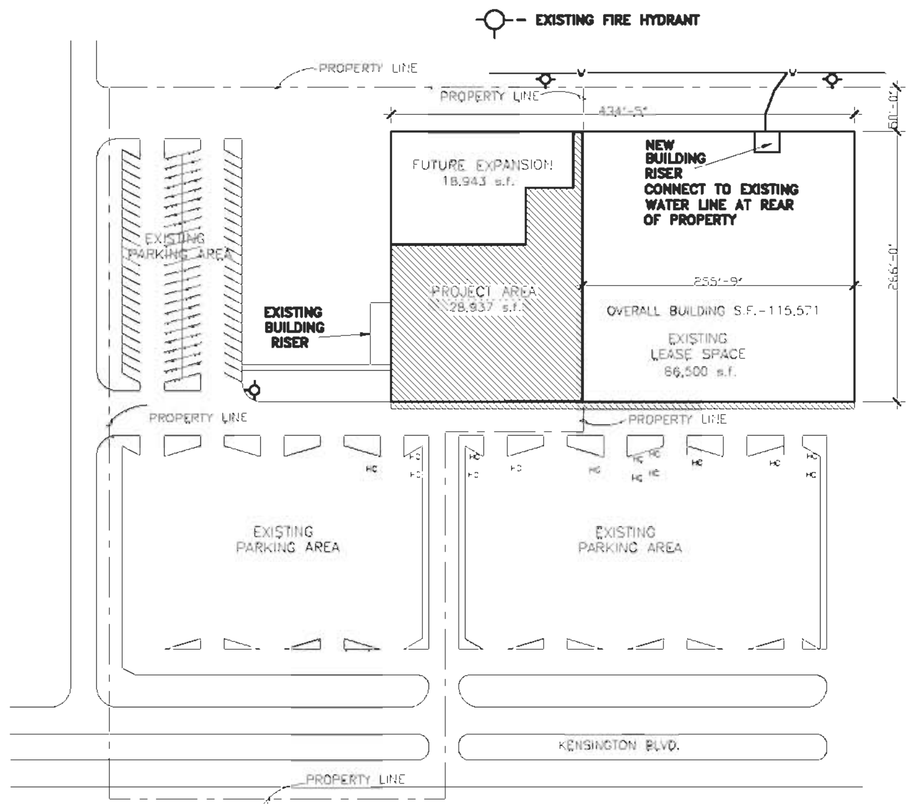

PARTIAL SITE PLAN AND NEW RISER LOCATION

SCALE 1"=80'

PLAN NORTH

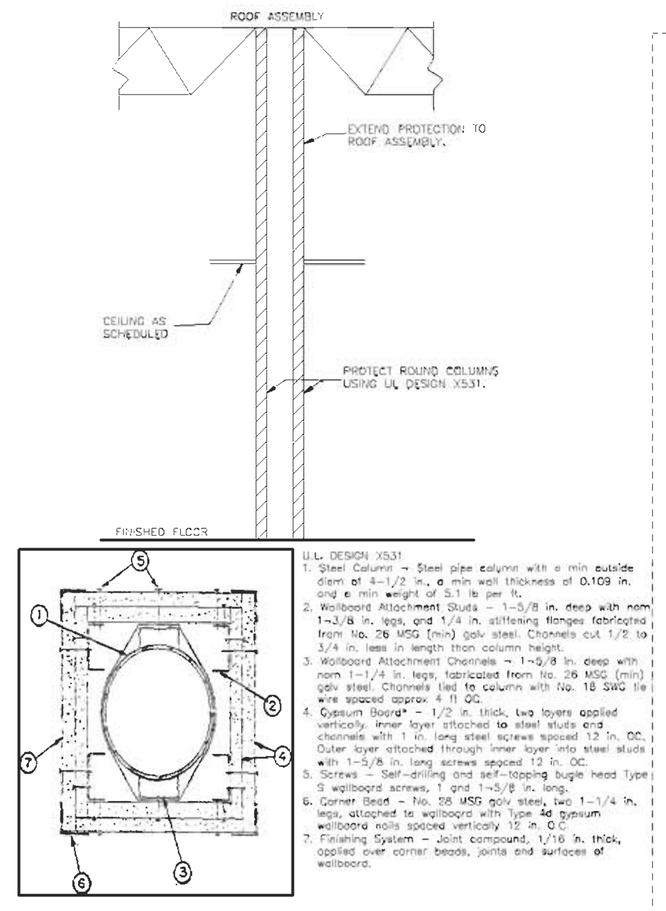

U.L. DESIGN X531

1. Steel Column – Steel pipe column with a min outside diam of 4-1/2 in., a min wall thickness of 0.109 in. and a min weight of 5.1 lb per ft.
2. Wallboard Attachment Studs – 1-5/8 in. deep with nom 1-3/8 in. legs, and 1/4 in. stiffening flanges fabricated from No. 26 MSG (min) galv steel. Channels cut 1/2 to 3/4 in. less in length than column height.
3. Wallboard Attachment Channels – 1-5/8 in. deep with nom 1-1/4 in. legs, fabricated from No. 26 MSG (min) galv steel. Channels tied to column with No. 18 SWG tie wire spaced approx 4 ft OC.
4. Gypsum Board* – 1/2 in. thick, two layers applied vertically. Inner layer attached to steel studs and channels with 1 in. long steel screws spaced 12 in. OC. Outer layer attached through inner layer into steel studs with 1-5/8 in. long screws spaced 12 in. OC.
5. Screws – Self-drilling and self-tapping bugle head Type S wallboard screws, 1 and 1-5/8 in. long.
6. Corner Bead – No. 26 MSG galv steel, two 1-1/4 in. legs, attached to wallboard with Type 4d gypsum wallboard nails spaced vertically 12 in. O.C.
7. Finishing System – Joint compound, 1/16 in. thick, applied over corner beads, joints and surfaces of wallboard.

1 ROUND STRUCTURAL COLUMNS

NOT TO SCALE

TABLE 601 – FIRE-RESISTANCE RATING REQUIREMENTS FOR BUILDING ELEMENTS, TYPE IIA
STRUCTURAL – ALL STRUCTURAL MEMBERS SHALL BE PROTECTED WITH A 1 HR FIRE RATED CONSTRUCTION.
BEARING WALLS – THERE ARE NO LOAD BEARING WALLS.
NONBEARING WALLS EXTERIOR – THE REAR WALL, EAST, HAS 10.1 FT FROM THE FACE OF THE REAR WALL TO PROPERTY LINE AND IS BUILT OF CMU CONSTRUCTION WITH A 1 HOUR RATING. THE NORTH WALL HAS GREATER THAN 30 FT TO THE PROPERTY LINE, NO RATING REQUIRED. THE SOUTH WALL, PARTY WALL, WILL BE CONSTRUCTED WITH A 3 HR RATING. THE WEST WALL HAS 22.1 FT FROM THE FACE OF THE WEST WALL TO THE PROPERTY LINE FOR 113 FT, SOUTH TO NORTH, AND GREATER THAN 30 FEET FOR THE REMAINDER. THE FIRST 13 FT 4 IN., IN ELEVATION, IS CONSTRUCTED WITH CMU, 1 HR RATING. THE REMAINDER OF THE WALL SHALL HAVE A 1 HR RATED CONSTRUCTION ON THE INSIDE OF THE EXTERIOR WALL FROM PROPERTY LINE TO FOYER.
NONBEARING WALLS INTERIOR – NO FIRE RATING REQUIRED.
FLOOR CONSTRUCTION – BUILDING IS SLAB ON GRADE.
ROOF CONSTRUCTION – DOES NOT APPLY TO A-3 OCCUPANCY

LEGEND

- EXISTING ROUND COLUMN. INSTALL U.L. DESIGN X531 FIRE PROTECTION.
- EXISTING SQUARE COLUMN, ENCASED WITH CONCRETE, 1 HR. PROTECTION.
- 3 HOUR PARTY WALL–1 LAYER 9/16" DRAGONBOARD EA. SIDE OF 6" STEEL STUDS AT 24" O.C.–FILL CAVITY WITH ROCKWOOL AND EXTEND WALL TO UNDERSIDE OF EXISTING ROOF DECK–SEAL ALL PENETRATIONS UL DESIGN NUMBER L055; RE. SHEET FP-2, WALL TYPE 1
- 5/8" GYP. BD. EACH SIDE OF 3X4 STUDS AT 16" O.C. TO 6" ABOVE CEILING; BRACE AS REQUIRED. RE. SHEET A3, WALL TYPE 2
- FE FIRE EXTINGUISHER & CABINET–10 LB MULTI-USE

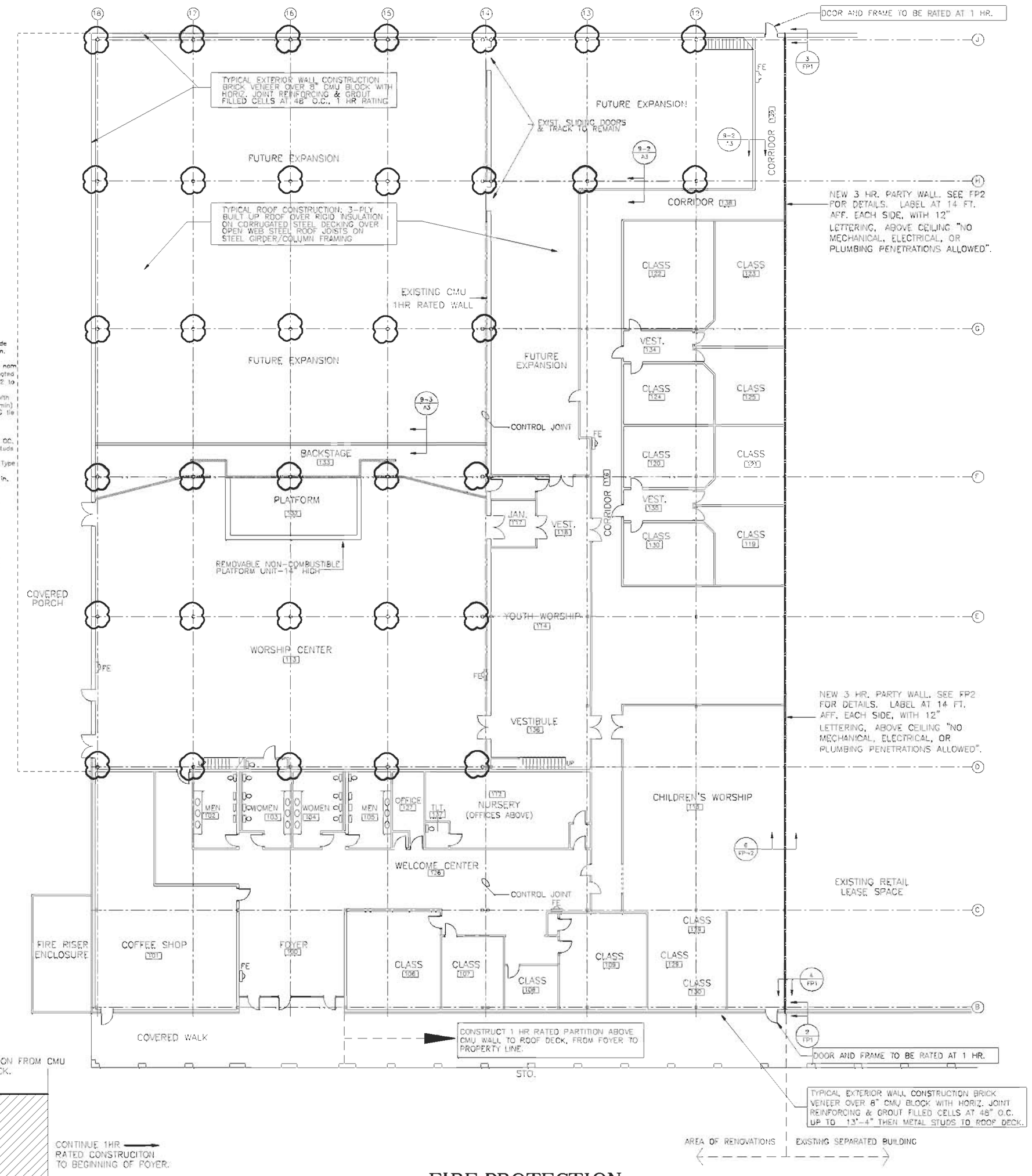

PLAN NORTH

FIRE PROTECTION FLOOR PLAN

SCALE 1/16"=1'-0"

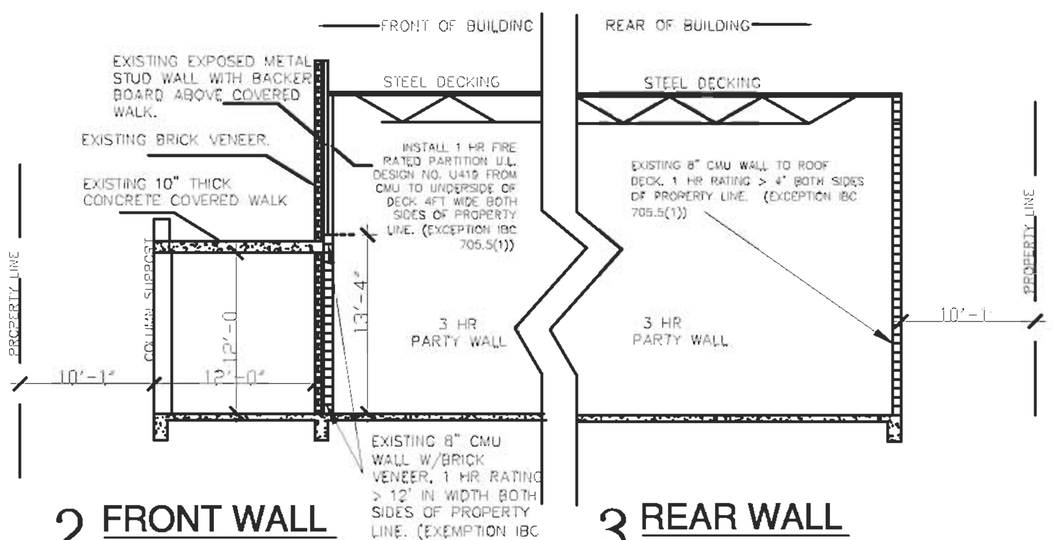

2 FRONT WALL

1/8" = 1'-0"

3 REAR WALL

1/8" = 1'-0"

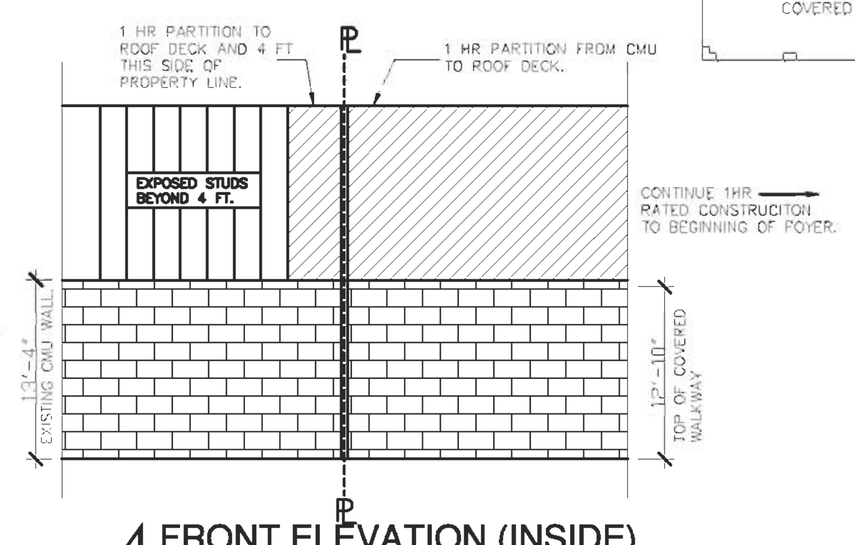

4 FRONT ELEVATION (INSIDE)

1/8" = 1'-0"

DAMMON ENGINEERING, INC.

CHIEF ENGINEER
EMMETT DAMMON, P.E.

CHIEF ARCHITECT
ROBERT WILTSE

1095 FLORIDA AVENUE
SLIDELL, LA. 70458
OFFICE: 985-649-5832
FAX: 985-641-5950

WEBSITE:
WWW.DAMMONENGINEERING.COM

EMAIL:
DAMMONENG@BELLSOUTH.NET

ARCHITECTURE

ENGINEERING

STUDIES

PLANNING

INVESTIGATION

EXPERT WITNESS

NORTHSHORE CHURCH
KENSINGTON DR.
SLIDELL, LA

FIRE PROTECTION FLOOR PLAN

REV: #1 06-08-09

SCALE: AS NOTED

JOB#: 1988

DATE: 09-30-08

SHEET

FP-1

OF