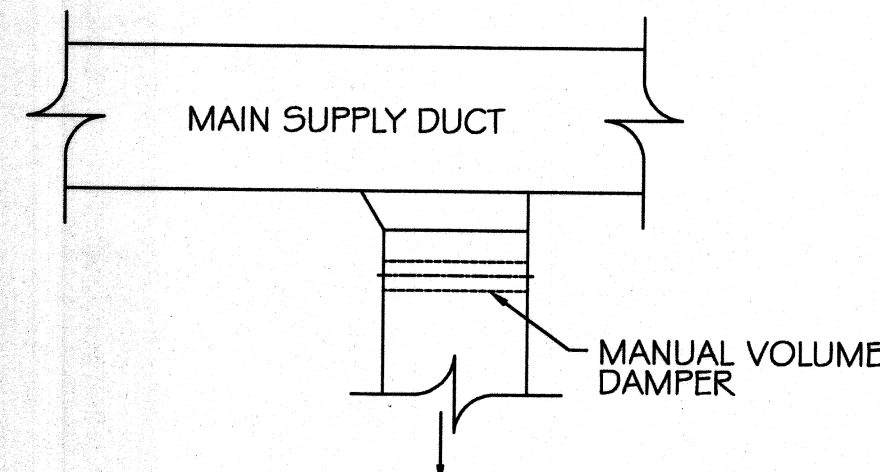
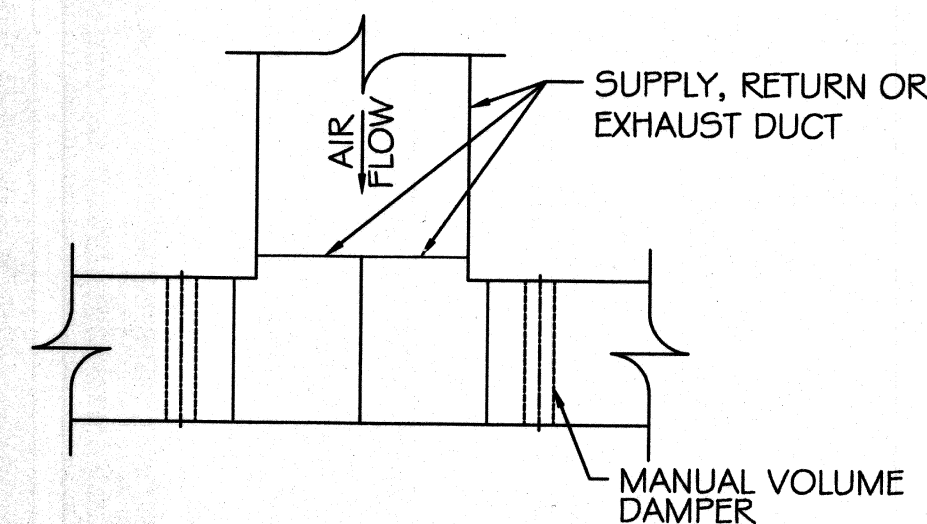


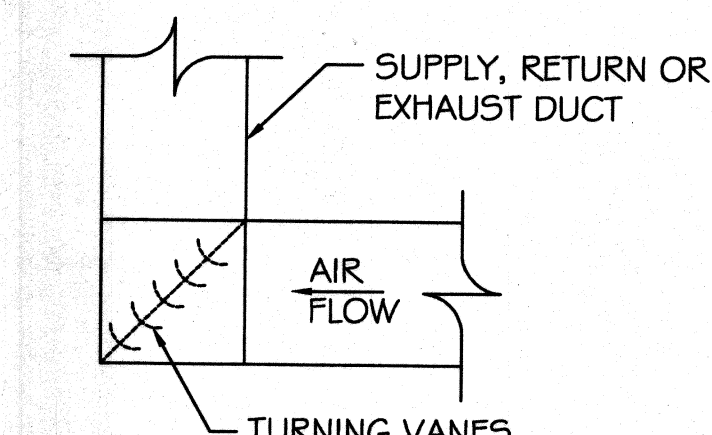
**CONDENSING MOUNTING DETAIL**  
N.T.S.



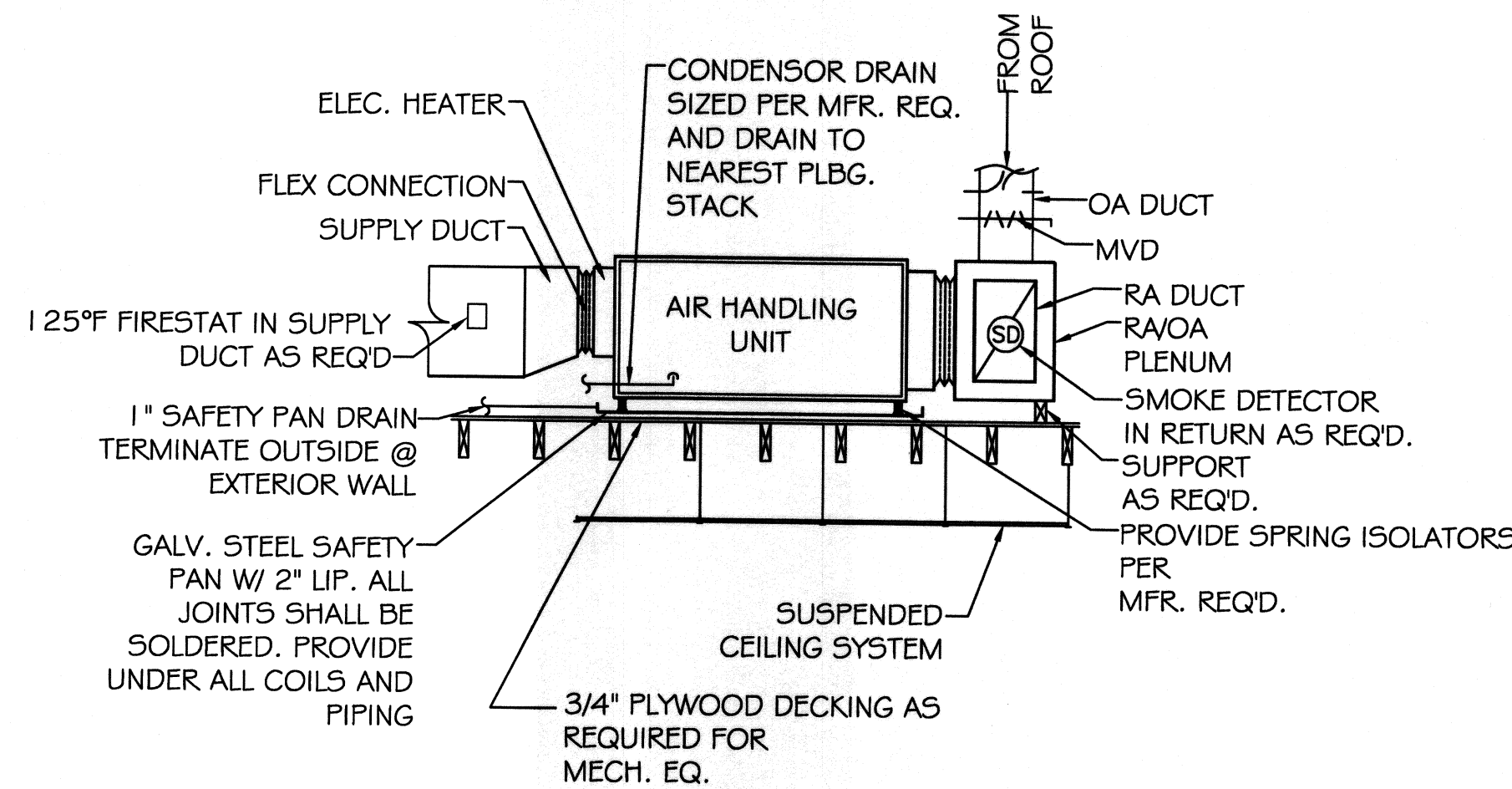
**SUPPLY DUCT TAKE-OFF DETAIL**  
N.T.S.



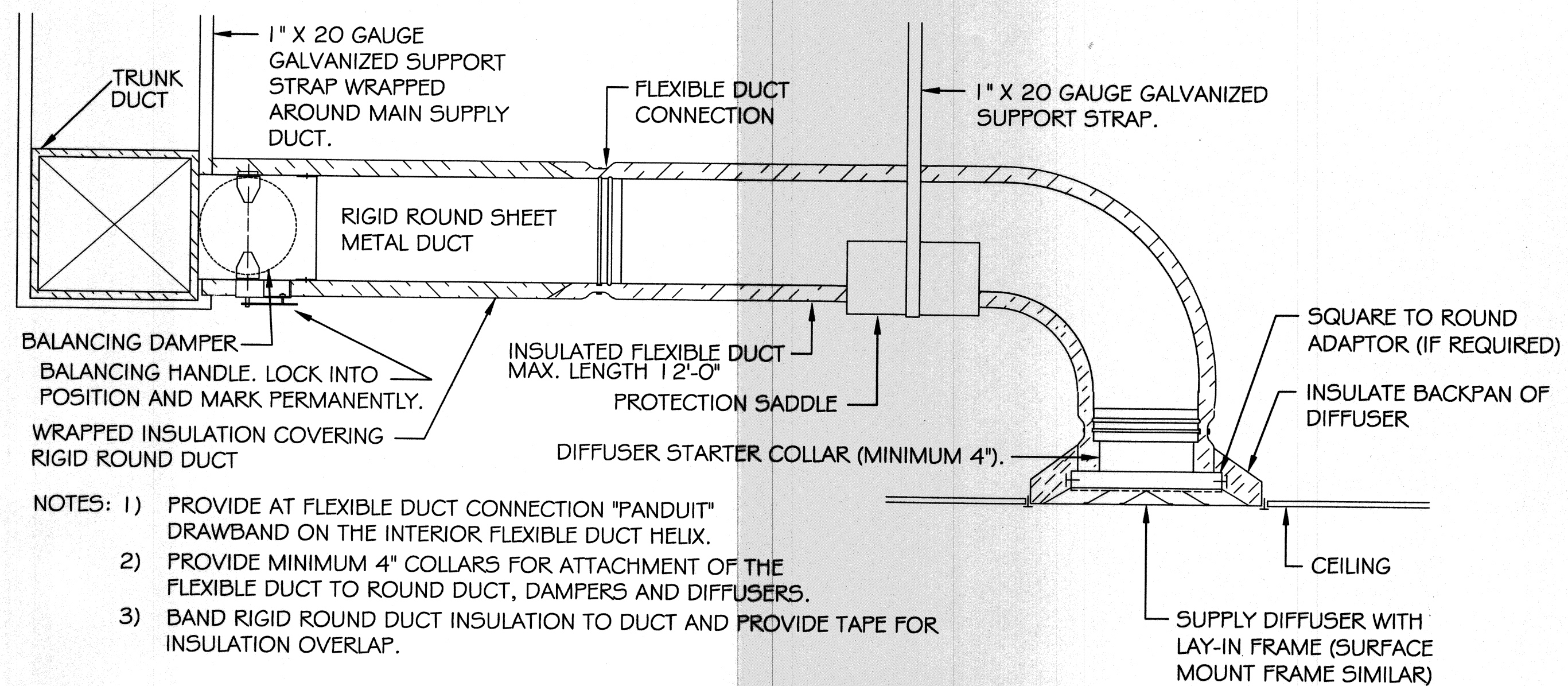
**DUCT SPLITTER DETAIL**  
N.T.S.



**SQUARE ELBOW DETAIL**  
N.T.S.



**TYPICAL HORIZONTAL AHU DETAIL**  
SCALE: N.T.S.




- NOTES: 1) PROVIDE AT FLEXIBLE DUCT CONNECTION "PANDUIT" DRAWBAND ON THE INTERIOR FLEXIBLE DUCT HELIX.  
2) PROVIDE MINIMUM 4" COLLARS FOR ATTACHMENT OF THE FLEXIBLE DUCT TO ROUND DUCT, DAMPERS AND DIFFUSERS.  
3) BAND RIGID ROUND DUCT INSULATION TO DUCT AND PROVIDE TAPE FOR INSULATION OVERLAP.

**DIFFUSER CONNECTION DETAIL-FLEX DUCT**  
N.T.S.

**HVAC NOTES**

1. CONCEALED DUCTWORK TO BE UL-181, CLASS 1, FIBERGLASS DUCTBOARD. DUCTS SHALL BE SIZED TO LIMIT MAIN DUCTS TO 1000 CFM & SECONDARY DUCTS TO 800 CFM. TO BE INSTALLED PER SMACNA STANDARDS.
2. EXPOSED DUCTWORK TO BE GALVANIZED SHEET METAL PER SMACNA STANDARDS. LINE WITH NEOPRENE COATED 1.0" 1.5 POUNDS PER CUBIC FOOT DUCT INSULATION.
3. ROUND FLEXIBLE DUCT TO BE UL-181, CLASS 1, AIR DUCT MATERIALS.
4. DUCT SIZES SHOWN ARE CLEAR INSIDE DIMENSIONS.
5. IN ALL SYSTEMS OVER 2000 CFM AND LESS THAN 15,000 CFM, SMOKE DETECTORS SHALL BE INSTALLED IN ACCORDANCE WITH NFPA 72E IN THE RETURN DUCT DOWNSTREAM OF THE AIR HANDLING UNIT AND ALL FILTERS TO AUTOMATICALLY STOP THE FAN.
6. PROVIDE U.L. LISTED 1 25" FIRESTAT IN RETURN AIR OF EACH SYSTEM UNDER 2000 CFM TO SHUT DOWN THE FAN IN THE EVENT OF FIRE.
7. PROVIDE U.L. RATED FIRE DAMPERS WHERE REQUIRED AT ALL DUCT PENETRATIONS OF FIRE-RATED ASSEMBLIES AND WHERE REQUIRED BY CODE, INCLUDING OUTSIDE AIR INTAKES.
8. CONDENSATE DRAINS TO BE PVC PIPE RUN TO PLUMBERS P-TRAP WITHIN FIVE FEET OF AIR HANDLING UNITS.
9. ALL AIR HANDLING SYSTEMS TO BE BALANCED TO ASSURE PROPER AIR FLOWS PER PLANS.
10. ALL THERMOSTATS TO BE AUTOMATIC CHANGEOVER WITH HEAT SWITCH.
11. EXHAUST FAN EQUAL TO BROAN MODEL NO. 100 CF. OR EQUAL. FAN SHALL BE CONTROLLED BY A SWITCH ON THE WALL IN THE SAME LOCATION AS LIGHT SWITCH(S). PROVIDE BACK DRAFT DAMPER.
12. PROVIDE AND INSTALL WATER PROOF GRILLE VENT IN PROPER ROOF LOCATION FOR PLUMBING FIXTURE EXHAUST.
13. ALL SUPPLY AIR VENTS SHALL BE EQUIPPED WITH AIR CONTROL DAMPERS.
14. LOCATE OUTDOOR UNITS AS SHOWN ON ARCH. DWGS.
15. REFRIGERANT LINES SHALL BE SIZED BY UNIT MANUFACTURER AND INSTALLED ACCORDING TO MANUFACTURER'S INSTRUCTIONS.
16. FRESH AIR SHALL BE SUPPLIED TO EACH AIR HANDLER THROUGH EXTERIOR WALL DUCT SUPPLIED WITH A CONTROL DAMPER.
17. INSTALL FIRE DAMPER WHERE S.A. & R.A. DUCTS PENETRATE 1 HOUR RATED CEILINGS.
18. ALL ELECTRICAL, MECHANICAL, AND PLUMBING PENETRATING FIRE WALLS SHALL BE FIRE CAULKED. (PENETRATIONS THROUGH RATED CONSTRUCTION SHALL BE SEALED WITH A MATERIAL CAPABLE OF PREVENTING THE PASSAGE OF FLAMES AND HOT GASES WHEN TESTED IN ACCORDANCE WITH ASTM-E8-14).
19. ALL MECHANICAL SYMBOLS ARE DRAWN DIAGRAMMATICALLY, CONTRACTOR TO VERIFY WITH OWNER LOCATIONS OF VENTS, DAMPERS, REGISTERS, ETC.
20. REFER TO STRUCTURAL DRAWINGS TO COORDINATE LOCATION(S) & MOUNTING OF MECHANICAL EQUIPMENT.
21. FLEXIBLE DUCTWORK LENGTH NOT TO EXCEED 10'-0".
22. REFER TO REFLECTED CEILING PLAN FOR FINAL GRILLE AND DIFFUSER LOCATIONS AND COORDINATE AS REQUIRED.
23. FINAL LOCATION OF TEMPERATURE CONTROLS TO BE COORDINATED WITH OWNER AT JOB SITE.
24. PROVIDE AND INSTALL SMOKE DETECTORS AS APPROVED BY LOCAL AHJS. PLACE NEAR R/A AND S/A OPENINGS OF AHU AND PROVIDE, WITH ACCESS PANEL, WIRING BY ELECTRICAL CONTRACTOR.
25. FRESH AIR INTAKES ARE REQUIRED TO HAVE MOTORIZED OR GRAVITY DAMPERS TO SHUT OFF WHEN SYSTEM IS NOT RUNNING. ALL THERMOSTATS MUST BE PROGRAMMABLE. SEE SECTIONS 502.4.4 OR 503.2.4.3 OF THE 2006 INTERNATIONAL ENERGY CODE.



**DAMMON ENGINEERING, INC.**

CHIEF ENGINEER  
EMMETT DAMMON, P.E.

CHIEF ARCHITECT  
ROBERT WILTSE

554 OLD SPANISH TRAIL  
SLIDELL, LA. 70458  
OFFICE: 985-649-5832  
FAX: 985-641-5950

WEBSITE:  
WWW.DAMMONENGINEERING.COM


EMAIL:  
DAMMONENG@BELLSOUTH.NET

ARCHITECTURE  
ENGINEERING  
STUDIES  
PLANNING  
INVESTIGATION  
EXPERT WITNESS

LIVING THE WORD  
INTERNATIONAL

2528  
OLD SPANISH TRAIL  
SLIDELL, LA  
70461

MECHANICAL  
DETAILS



REV:

SCALE: AS NOTED

JOB#: 2128

DATE: 01-27-12

SHEET 16

M-2

OF 21