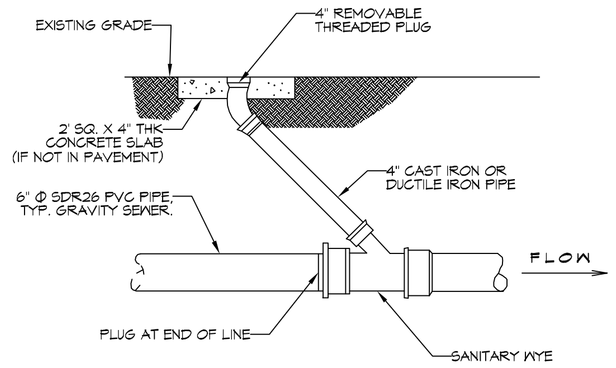

3 DETAIL
SCALE: NTS — THROUGH FLOW CLEAN OUT DETAIL

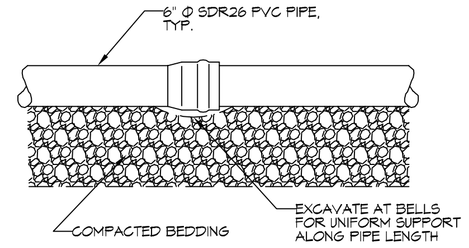

4 DETAIL
SCALE: NTS — SERVICE LATERAL DETAIL

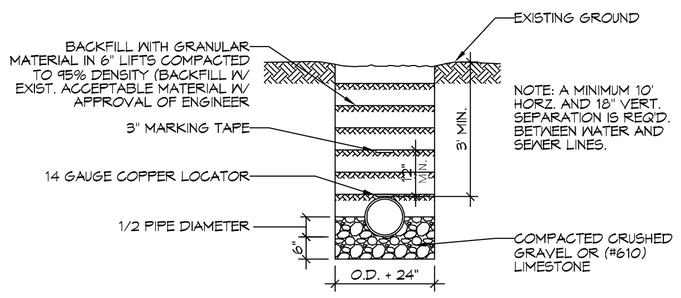

2 DETAIL
SCALE: NTS — PIPE BEDDING DETAIL FOR SEWER AND WATER

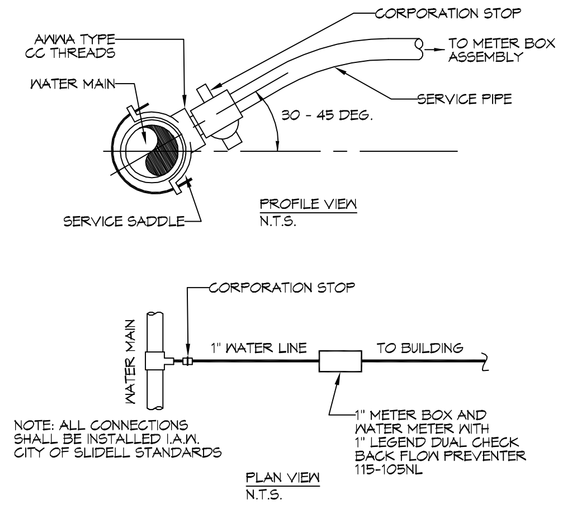

5 DETAIL
SCALE: NTS — WATER SERVICE DETAIL

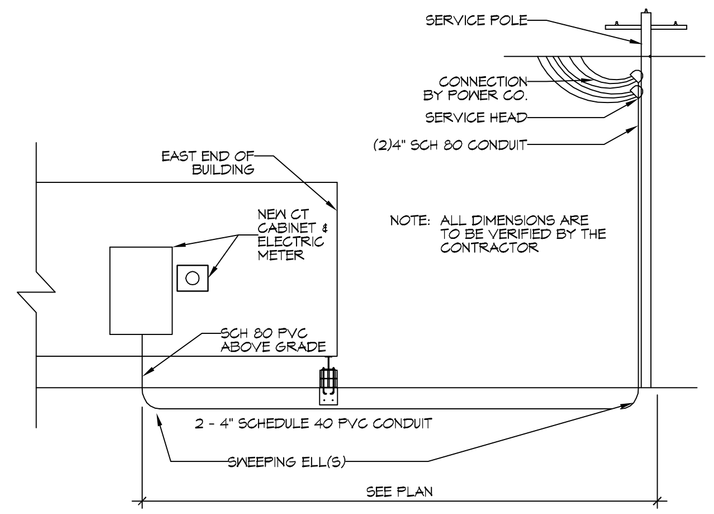

6 DETAIL
SCALE: NTS — ELECTRICAL SERVICE DETAIL

GENERAL SITE UTILITIES NOTES

1. ALL CONSTRUCTION SHALL COMPLY WITH CONTRACT SPECIFICATIONS AND APPLICABLE LOCAL, STATE, AND FEDERAL STANDARDS AND REGULATIONS.
2. CONSTRUCTION SHALL NOT INTERRUPT EXISTING UTILITIES.
3. ALL DISTURBED GROUND SHALL BE RESTORED IN KIND TO A CONDITION EQUAL TO OR BETTER THAN ORIGINALLY FOUND.
4. SOIL EROSION CONTROL SHALL BE IN ACCORDANCE WITH THESE DOCUMENTS.
5. PROTECT EXISTING UTILITY LINES FROM DAMAGE. FOLLOW INDIVIDUAL UTILITY'S RECOMMENDATIONS FOR UTILITY LINE PROTECTION.
6. CONTRACTOR SHALL IMMEDIATELY REPORT ALL DAMAGE TO UTILITY LINES TO BOTH UTILITY COMPANY AND ENGINEER.
7. ALL DAMAGE CAUSED TO EXISTING UTILITY LINES BY CONTRACTOR'S OPERATIONS SHALL BE REPAIRED BY THE CONTRACTOR TO COMPLETE SATISFACTION OF THE UTILITY COMPANY AND ENGINEER.
8. LOCATION OF EXISTING UTILITIES IS APPROXIMATE. CONTRACTOR SHALL FIELD VERIFY EXACT LOCATIONS.
9. CONTRACTOR IS RESPONSIBLE FOR CUT AND CAP OF EXISTING UTILITIES PRIOR TO ANY DEMOLITION.
10. CONTRACTOR SHALL CONTACT LOUISIANA ONE CALL PRIOR TO COMMENCEMENT OF SITE EXCAVATION.
11. THE CONTRACTOR SHALL CONTACT RESOLVE SYSTEMS, INC FOR EXACT LOCATION OF TIE-IN FOR UTILITIES.
12. THE CONTRACTOR SHALL CONTACT CLECO FOR POWER CONNECTION.

SITE UTILITIES LEGEND

- DW — NEW WATER LINE
- S — NEW SEWER LINE
- P — NEW ELECTRIC POWER LINE
- DIRECTION OF SLOPE
- CO — LINE CLEAN OUT
- DIRECTION OF FLOW
- CONNECTION TO EXIST
- CHECK VALVE (BACK FLOW PREVENTER)
- (M) METER (WATER OR GAS)

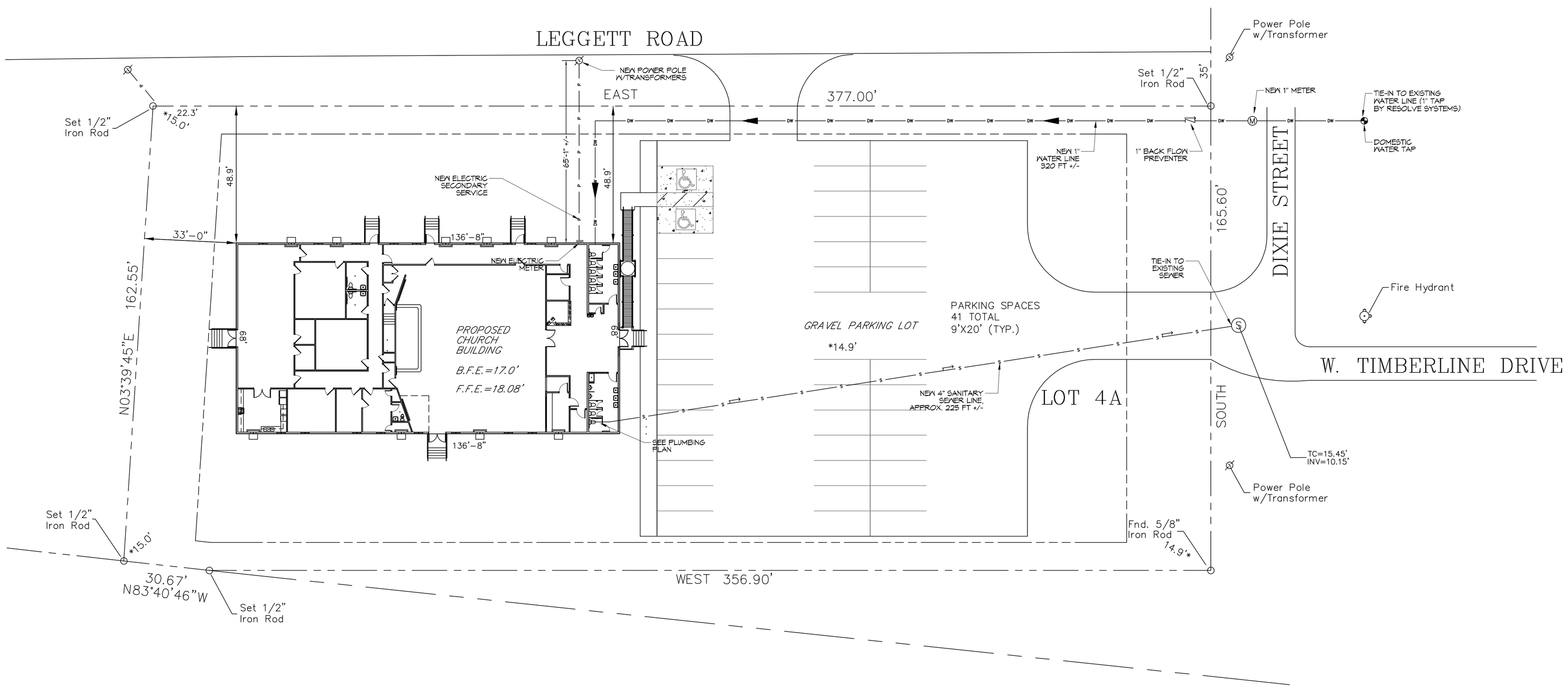

1 SITE UTILITIES PLAN
SCALE: 1"=20'-0"

DAMMON ENGINEERING, INC.
LOUISIANA & MISSISSIPPI
www.dammonengineering.com
www.dammonengineering.com
PH: 985.649.5832 F: 985.644.5950
Chief Engineer: Brian Mistich, PE
1428 Gause Blvd. East Trail
Slidell, LA 70458

#	DESCRIPTION	DATE
	REVISIONS	

STATE OF LOUISIANA — BRIAN A. MISTICH License No. 30187 — PROFESSIONAL ENGINEER

CHRISTIAN LOVE CHURCH
5770 LEGGETT ROAD
SLIDELL, LA 70460

JOB No:	2295
DATE:	9/15/2017
DRAWN BY:	CCD/JTL
CHECKED BY:	BAM

The dam company, an agent of Dammon Engineering, is the author of this document and the owner of the copyright in it. This document may not be used for any purpose other than that for which it is expressly issued by the company. Copyright in all drawings, specifications, and other documents prepared by the company for use in the project for which the have been prepared and contracted, whether or not the project is carried out, is and shall remain the property of the company. No such drawings, specifications, and other documents may be used by any person for any purpose other than that for which they have been prepared and contracted, without written consent of the company, which consent is not to be unreasonably withheld in the case of a bona fide intended purchaser.

SHEET TITLE:
SITE UTILITIES PLAN

DRAWING NUMBER:
C102

SHEET No: 4 of 15