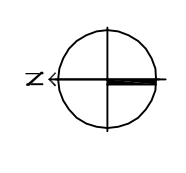
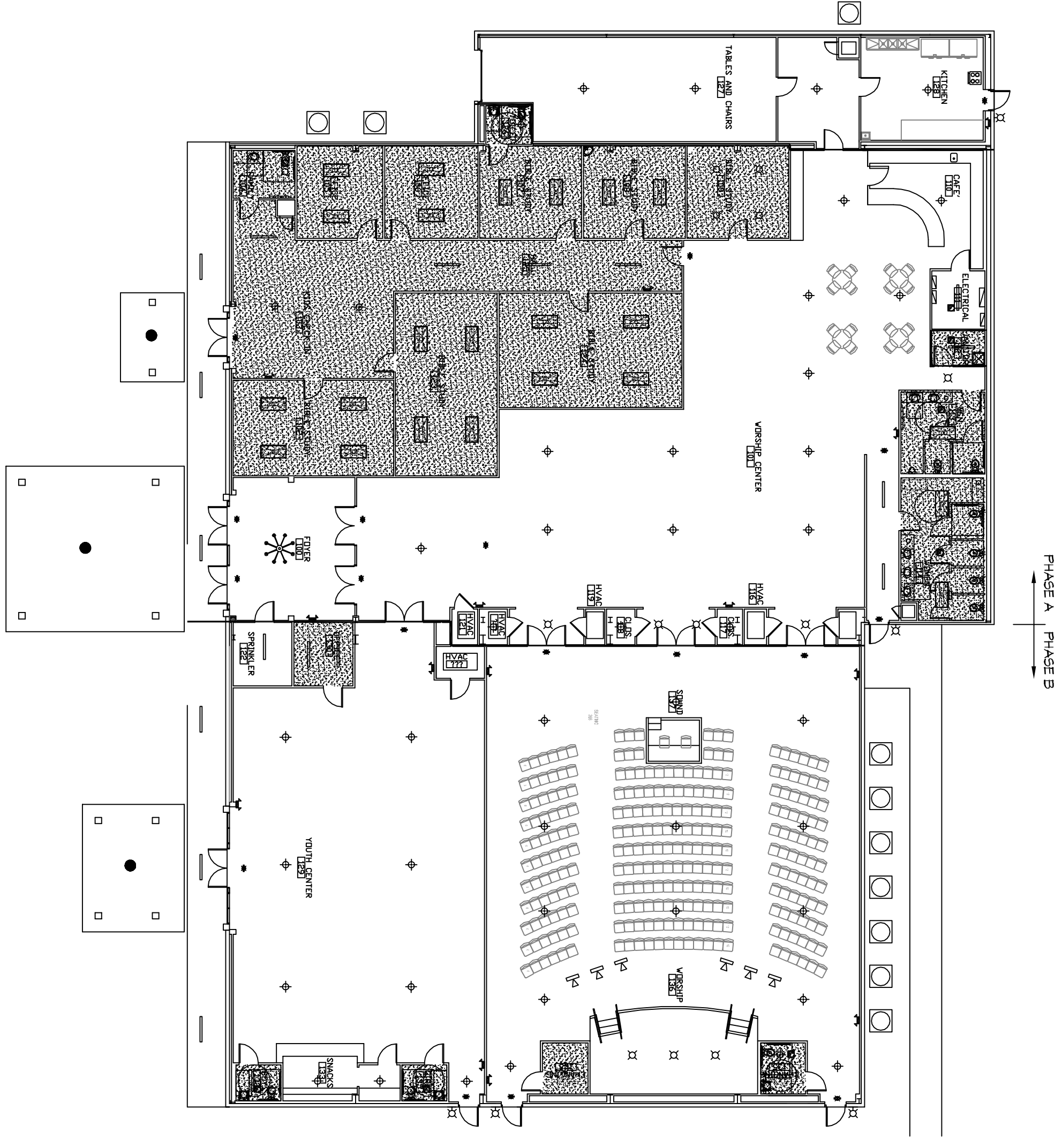
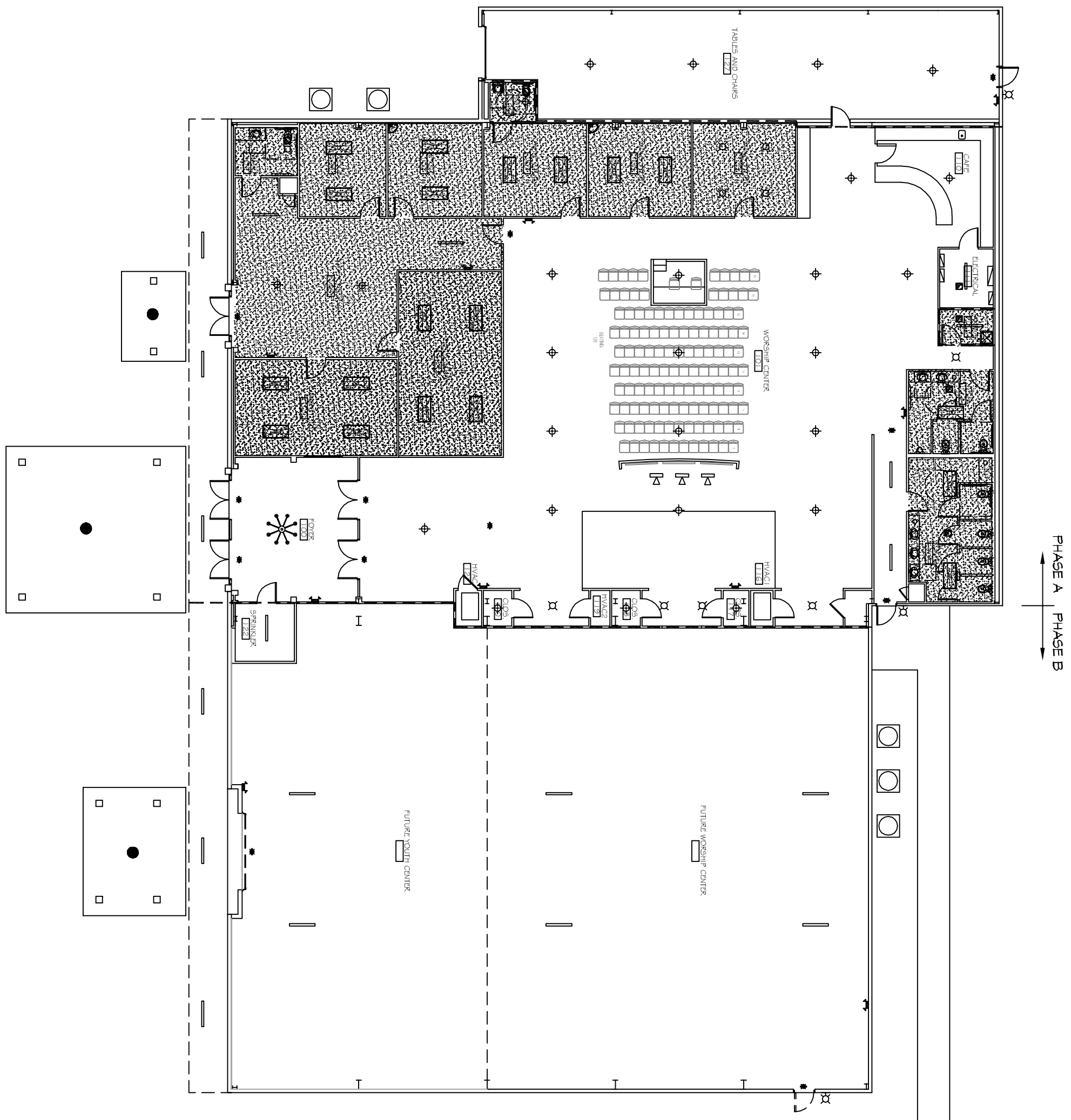


2 REFLECTED CEILING PLAN PHASE B
SCALE: 1/8"=1'-0"



1 REFLECTED CEILING PLAN PHASE A
SCALE: 1/8"=1'-0"



GENERAL NOTES
ACTUAL CEILING HEIGHT TO BE DETERMINED BY STRUCTURE ELEVATION AND CEILING MEMBER THICKNESS; HOWEVER, ACCEPTABLE SPACES SHALL NOT HAVE A CEILING HEIGHT LESS THAN 7'-6" (PER IBC 2009.2.1)

DAMMON ENGINEERING, INC.
LOUISIANA & MISSISSIPPI

Chief Engineer: Brian Mistich, PE
554 Old Spanish Trail
Slidell, LA 70458
www.dammonengineering.com
info@dammonengineering.com
PH: 985.649.5832 F: 985.641.5950

REVISIONS		DATE
#	DESCRIPTION	

GRACE FELLOWSHIP
34442 WILLIS ALLEY
PEARL RIVER, LA.

JOB No: 2340 DATE: 04/30/2018
DRAWN BY: KHM CHECKED BY: SMS

The above drawings are prepared, designed and engineered by the firm and the user shall remain the property of Dammon Engineering, and no part thereof shall be copied, altered, or used in connection with any work or project other than the specific project for which they have been prepared and designed without written consent of Dammon Engineering. Please contact us with their change or modifications that constitute a change order.

SHEET TITLE:
REFLECTED CEILING PLAN
PHASE A1B

DRAWING NUMBER:
A105

SHEET No: 9 of 17