RELOCATION OF INDUSTRIALIZED BUILDING FOR THE CROSSING CHURCH PEARL RIVER LOUISIANA

THESE ARE EXISTING INDUSTRIALIZED BUILDINGS THAT WERE ONCE FOR EDUCATIONAL PURPOSES AND NOW WILL BE FOR A CHURCH. ALL THE INTERIOR WALLS AND ASSOCIATED COMPONENTS WILL BE REMOVED FOR THE INSTALLATION OF NEW MATERIAL PER THE NEW LAYOUT. SEE MANUFACTURE DRAWINGS.

LIFE-SAFETY INFORMATION

APPLICABLE CODES		
NFPA 101 LIFE-SAFETY CODE 2015		
OCCUPANCY TYPE(S) AND CHAPTER(S)		
ASSEMBLY A-2 & A-3 (CHAPTER 12)		
MIXED OCCUPANCY		(REFERENCE CHAPTER 6)
OCCUPANT LOAD FACTOR		(REFERENCE TABLE 7.3.1.2)
ASSEMBLY A-3	1 PERSON / 1 Ft.-6 in OF BENCH	152 + 2 WHEEL CHAIR = 154 OCCUPANTS
ASSEMBLY A-2	100 SF PER PERSON	40 OCCUPANTS
		194 OCCUPANTS
CLASSIFICATION OF HAZARD OF CONTENTS		
(REFERENCE: OCCUPANCY CHAPTER AND 6.2.2.2; SPECIFY LOW, ORDINARY, OR HIGH)		
CONSTRUCTION TYPE= VB		(REFERENCE: CHAPTER 8, TABLE A.8.2.1.2 AND COMMENTARY TABLE 8.1 IN HANDBOOK)
MINIMUM EXIT SEPARATION DISTANCE FOR REMOTELY LOCATED EXITS		
(REFERENCE: SECTION 7.5; SPECIFY 1/2 OR 1/3 DIAGONAL DISTANCE OF AREA SERVED)		
1/2 DIAGONAL =	47'-8"	
MAXIMUM DEAD-END CORRIDORS		(REFERENCE: OCCUPANCY CHAPTER AND TABLE A.7.6)
20 FEET		
MAXIMUM COMMON PATH OF TRAVEL DISTANCE		(REFERENCE: OCCUPANCY CHAPTER AND TABLE A.7.6)
20 FEET/75 FEET		
MAXIMUM TRAVEL DISTANCE TO EXITS		(REFERENCE: OCCUPANCY CHAPTER AND TABLE A.7.6)
200 FEET		
*MAIN ENTRANCE MUST BE SIGNED TO ACCOMODATE 1/2 OCCUPANT LOAD OF BUILDING		
EXTINGUISHMENT REQUIREMENTS		NOT SPRINKLERED (NOT REQUIRED)
DETECTION, ALARM, AND COMMUNICATION SYSTEMS		NO
ALLOWABLE HEIGHT AND BUILDING AREA		PER IBC EQUIVALENT CONSTRUCTION TYPE

BUILDING CODE INFORMATION

APPLICABLE CODES		
IBC 2015		
ASSEMBLY GROUP A2 & A3	(IBC 2012 CHAPTER 3)	
OCCUPANT LOAD CALCULATIONS	(TABLE 1004.1.2)	
ASSEMBLY 3 (FIXED SEATING) = 228 ft.-10in (BENCH) + 2 WHEELCHAIR	1 PERSON / 1 Ft.-6 in OF BENCH	152 + 2 = 154 OCCUPANTS
ASSEMBLY 2 = 3664 sq. ft.	100 SF PER PERSON	40 OCCUPANTS
TOTAL OCCUPANTS		194 OCCUPANTS
CONSTRUCTION TYPE(S)	VB (SECTION 602)	
ALLOWABLE HEIGHT AND BUILDING AREA LIMITED BY TYPE OF CONSTRUCTION		
MAXIMUM HEIGHT IN STORIES (SECTION 503 & 504, TABLE 504.4)		1
MAXIMUM AREA IN SQUARE FEET (SECTION 503, 506 & 507, TABLE 506.2) WITH AREA INCREASE; NS:A2 & NS:A3		10,500 SF
BUILDING AREA IN SQUARE FEET		7,840 SF

WIND SPEED DESIGN REQUIREMENTS

THIS BUILDING SHALL BE DESIGNED WITH IBC SEC 1609 AS A FULLY ENCLOSED BLDG USING THE FOLLOWING INFORMATION:

WIND DESIGN DATA: DETERMINATION OF WIND LOADS SHALL BE IN ACCORDANCE WITH IBC SEC 1609.3 (A), (B), OR (C) DEPENDING ON THE RISK CATEGORY

ULTIMATE WIND SPEED =	142 MPH (IBC FIG 1609C)	NOMINAL WIND SPEED =	Vasd = 110 MPH
RISK FACTOR:	CATEGORY II	SURFACE ROUGHNESS =	B
TOPOGRAPHIC FACTOR =	1	EXPOSURE =	B
INTERNAL PRESSURE COEFFICIENT (ASCE 7-10 TABLE 26.11-1):		± 0.18	

LIVE LOADS (IBC SEC 1607)

ASSEMBLY FIXED SEATING (IBC TABLE 1607.1):	60 PSF
PLATFORMS (ASSEMBLY) (IBC TABLE 1607.1):	100 PSF
LOBBIES (IBC TABLE 1607.1):	100 PSF
CLASSROOMS (IBC TABLE 1607.1):	40 PSF UNIFORM, 1,000 LB CONCENTRATED
ROOF LIVE LOADS (IBC TABLE 1607.1):	20 PSF UNIFORM, 300 LB CONCENTRATED
SNOW LOADS (IBC TABLE 1608):	
GROUND SNOW LOAD (IBC FIG 1608.2):	5 PSF

FLOOD ZONE INFORMATION

BASED ON THE SURVEY OF THIS PROPERTY BY J.V. BURKES AND ASSOCIATES, INC. THIS PROPERTY IS NOT IN A SPECIAL FLOOD HAZARD AREA. F.I.R.M. COMMUNITY MAP NO 220203 0001 B; REVISED 5/4/88

FLOOD ZONE:	X	BASE FLOOD ELEVATION	N/A NGVD

ELEVATIONS REFER TO NGVD 1929 DATUM

PROJECT STATISTICS

BUILDING SQUARE FOOTAGE	TOTAL ENCLOSED SPACE	7840 SF

EXISTING INDUSTRIALIZED BUILDING FOR NEW CHURCH

PROJECT LOCATION:
64452 HIGHWAY 41
PEARL RIVER, LA 70452

OWNER:
Pastor SAM HUSSER

ALLOWABLE BLDG AREA INCREASE

Eqn 5-5
At = 6,000 s.f.
If = (F/P - 0.25) X W/30
F=376ft; P=376ft; W=30ft
If = ((376/376) - 0.25) X (30/30)
If = 0.75

Eqn 5-2
Aa = [At + (NS X If)] x Sa
Aa = [6,000 + (6,000 X 0.75)] x 1
Aa = 10,500 s.f.

LIFE-SAFETY LEGEND

SYMBOL	DESCRIPTION
	EXITS
45	DOOR FIRE RATING (MINUTES)
36 / 110	DOOR WIDTH/EGRESS CAPACITY
	EXIT LIGHT
FEC	FIRE EXTINGUISHER AND CABINET
FE	FIRE EXTINGUISHER W/ WALL MTD BRACKET
	COMMON PATH OF TRAVEL
	TRAVEL DISTANCE
	DECISION POINT
	SMOKE PARTITION
	ONE-HOUR FIRE RATED PARTITION
	TWO-HOUR FIRE RATED PARTITION
	TWO-HOUR FIRE/SMOKE PARTITION
	FOUR-HOUR RATED PARTITION

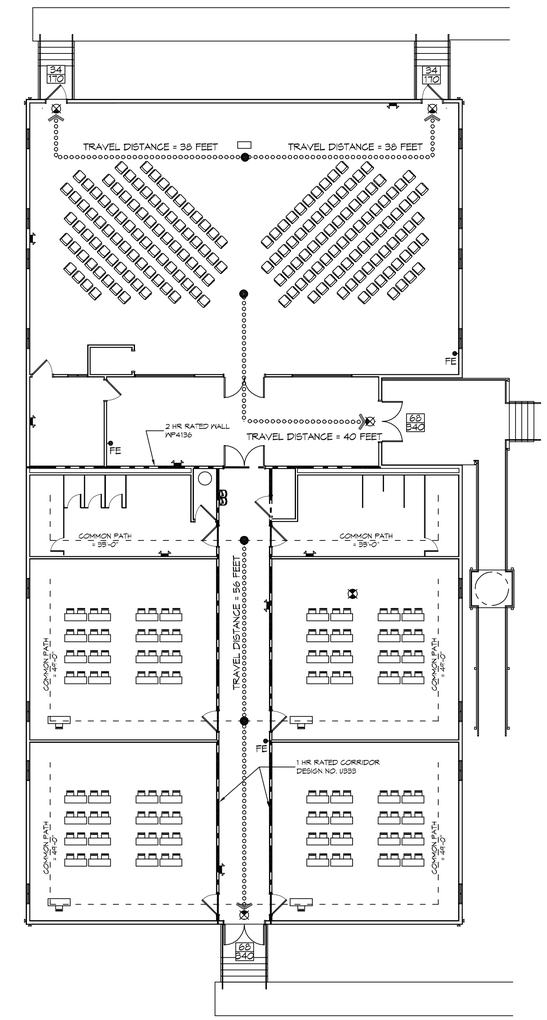

1 LIFE-SAFETY PLAN
SCALE: 3/32" = 1'-0"

GRAPHIC SYMBOLS

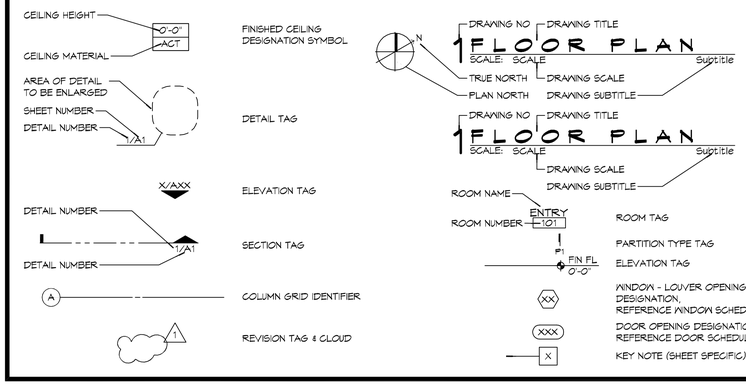

VICINITY MAP

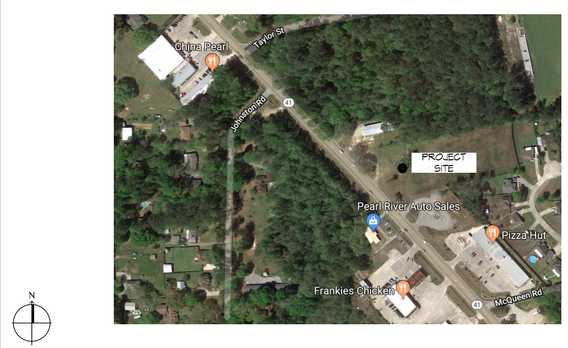

SHEET INDEX

SHEET #	SHEET TITLE
G001	GENERAL PROJECT, LIFE-SAFETY, AND BUILDING CODE INFORMATION
G002	ACCESSIBILITY INFORMATION
C101	SITE PLAN
S101	FOUNDATION PLAN
A101	FLOOR PLAN
A102	ADA ACCESSIBLE RAMP PLAN AND DETAILS
A103	PORCHES, STAIRS PLANS AND DETAILS
A104	REFLECTED CEILING PLAN
P101	PLUMBING PLAN, RISER, & DETAILS
M101	MECHANICAL PLAN, SCHEDULES, & DETAILS
E101	POWER PLAN
E102	LIGHTING PLAN
E103	CIRCUIT PANELS AND ONE-LINE DIAGRAM

GENERAL NOTES

1. ALL MATERIALS AND WORK, INCIDENTAL TO THE CONSTRUCTION OF THIS PROJECT, SHALL CONFORM TO ALL GOVERNING CODES, AND REGULATIONS OF AGENCIES IN AUTHORITY.
2. CONTRACTOR SHALL PROVIDE ALL PUBLIC PROTECTIONS NECESSARY AS REQUIRED BY LAW.
3. THE DRAWINGS, SPECIFICATIONS AND ANY SUBSEQUENTLY ISSUED ADDENDA, AMENDMENTS OR SUCH CHANGE ORDERS APPROVED BY THE OWNER AND THE CONTRACTOR ARE PART OF THESE CONTRACT DOCUMENTS.
4. DO NOT SCALE DRAWINGS. CONSULT WITH THE ARCHITECT REGARDING ANY ITEMS IN THE CONTRACT DOCUMENTS THAT REQUIRE CLARIFICATION.
6. TRASH SHALL BE REMOVED FROM THE SITE NOT LESS THAN TWICE MONTHLY.
7. THE GENERAL CONTRACTOR SHALL VERIFY EXISTING CONDITIONS PRIOR TO COMMENCING WORK AND REPORT ANY AND ALL DISCREPANCIES TO THE ARCHITECT.
8. CONTRACTOR VEHICLES AND EQUIPMENT NECESSARY FOR CONSTRUCTION MAY BE PARKED ON THE SITE. OTHER VEHICLES PARKED ON THE SITE REQUIRE THE OWNER'S PERMISSION.
10 NAMING A CERTAIN BRAND, MAKE OR MANUFACTURER IS TO DESIGNATE THE GENERAL STYLE, TYPE, CHARACTER AND QUALITY STANDARD OF THE PRODUCT DESIRED. SUBSTITUTION REQUESTS MUST BE SUBMITTED PRIOR TO BIDDING.
11. ALL MATERIALS/EQUIPMENT SHALL BE INSTALLED PER MANUFACTURER'S RECOMMENDATIONS. WORK NOT CONSISTENT WITH MANUFACTURER'S RECOMMENDATIONS WILL BE REJECTED BY OWNER/ARCHITECT.

DAMMON ENGINEERING, INC.
LOUISIANA & MISSISSIPPI
www.dammonengineering.com
info@dammonengineering.com
PH: 985.649.5832 F: 985.641.5950
Chief Engineer: Brian Mistich, PE
554 Old Spanish Trail
Slidell, LA 70458

#	DESCRIPTION	DATE

REVISIONS

THE CROSSING
64452 HIGHWAY 41
PEARL RIVER, LA 70452

DATE:	11/05/2019
CHECKED BY:	JVS
DRAWN BY:	RLP
JOB No:	23504

These drawings and specifications, original and integrated instruments thereof are property of Dammon Engineering, Inc. and shall not be used for any purpose other than the specific project for which they were prepared and publication thereof is expressly limited to such use. Reproduction, publication or any other use of these documents without the express written consent of Dammon Engineering, Inc. is prohibited. Visual contact with these documents shall constitute prima facie evidence of acceptance of these restrictions.

SHEET TITLE:
GENERAL PROJECT, LIFE-SAFETY, AND BUILDING CODE INFORMATION

DRAWING NUMBER:
G001

SHEET No: 1 of 19

FILE NAME: J:\+ CHURCHES\3789 - The Crossing\Current Drawings\G001 - Cover Sheet.dwg PLOT DATE & TIME: Tuesday, November 5, 2019 11:19:17 AM