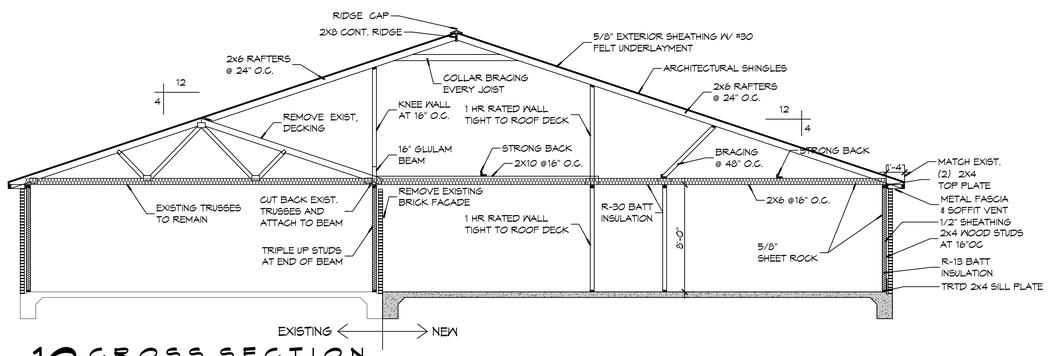

10 CROSS SECTION

SCALE: 3/16" = 1'-0"

WOOD FRAME CROSS SECTION

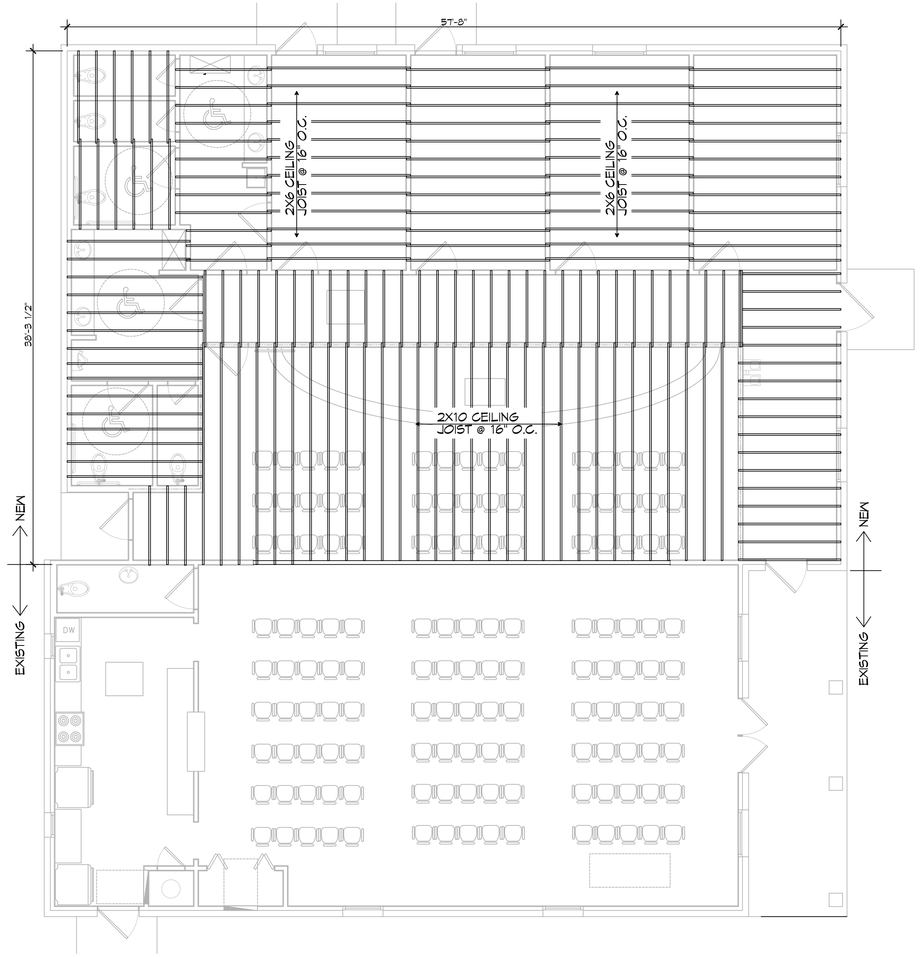

11 CEILING JOIST PLAN

SCALE: 3/16" = 1'-0"

CEILING JOIST

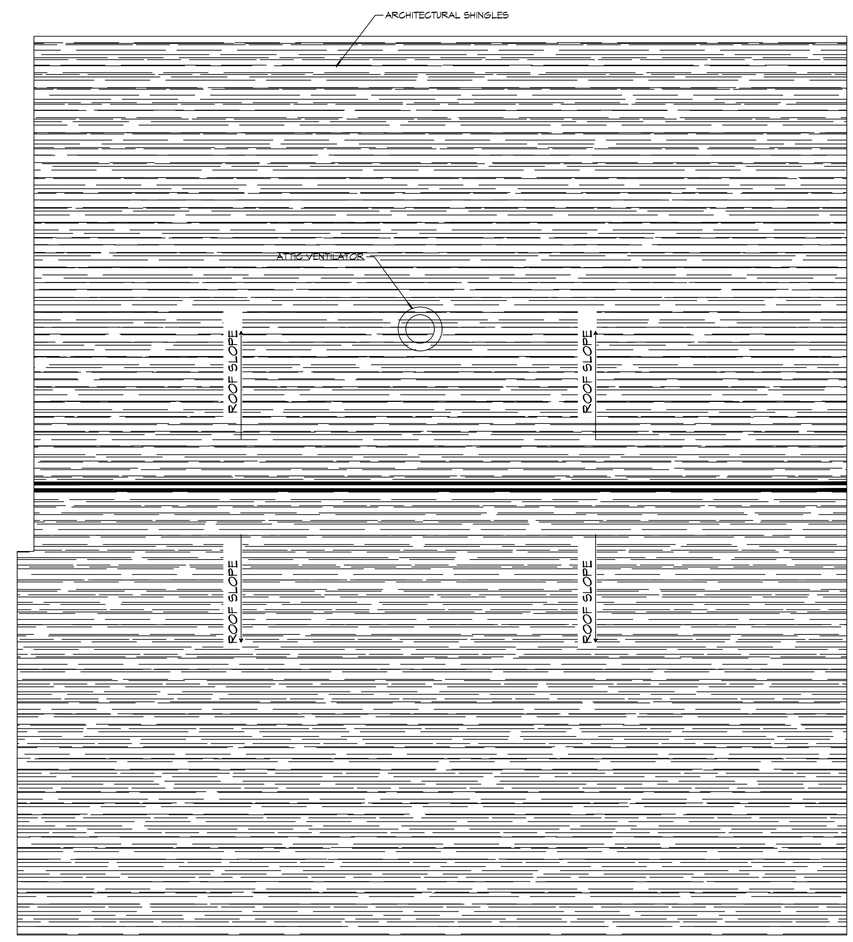

12 ROOF PLAN

SCALE: 3/16" = 1'-0"

ROOF PLAN

DAMMON ENGINEERING, INC.
LOUISIANA & MISSISSIPPI
www.dammonengineering.com
Info@dammonengineering.com
PH: 985.649.5832 F: 985.641.9950
Chief Engineer: Brian Mistich, PE
554 Old Spanish Trail
Slidell, LA 70458

REVISIONS

#	DESCRIPTION	DATE

STATE OF LOUISIANA
BRIAN A. MISTICH
License No. 30187
PROFESSIONAL ENGINEER

COMMUNITY BAPTIST CHURCH

554/13 BADON RD
SLIDELL, LA 70460

JOB No:	2403	DATE:	10/10/2023
DRAWN BY:	CKD	CHECKED BY:	BAM

The above drawings and specifications, designs and arrangements represented thereby are the property of Dammon Engineering, Inc. and shall not be used in any way detrimental to the interests of the firm, or used in connection with any work not performed by Dammon Engineering, Inc. Reproduction of these drawings and specifications, designs and arrangements represented thereby, without the express written permission of Dammon Engineering, Inc. is prohibited.

SHEET TITLE:
BLDG SECTION, CELING JOIST AND ROOF PLAN

DRAWING NUMBER:

S102

SHEET No: 7 of 15