ROOM FINISH SCHEDULE

NAME	FLOOR: CARPET	FLOOR: CONC.	FLOOR: TILE	BASE: WOOD BASE	BASE: CERAMIC TILE	BASE: NONE	WALL: GYP.BD	WALL: STRUCT. W/FG. INSUL	WALL: CERAMIC TILE	WALL: CEMENT. BD.	WALL: WAINSCOAT	CEILING: LAY-IN ACOUST.	CEILING: 5/8" GYP.BD.	CEILING: STRUCT. W/FG. INSUL	CLG. HGT.	REMARKS
ENTRY		●		●			●					●			VARIES	
TRAINING ROOM	●			●			●					●			9'-0"	
INSTRUCTOR	●			●			●					●			9'-0"	
QUEST	●			●			●					●			9'-0"	
PASSAGES	●			●			●					●			9'-0"	
KITCHEN		●		●			●					●			9'-0"	
H/C MENS REST.		●			●				●				●		9'-0"	
H/C WOMENS REST.		●			●				●				●		9'-0"	
H/C REST.		●			●				●				●		9'-0"	
RECEPTION	●			●			●				●	●			9'-0"	
SALES	●			●			●					●			9'-0"	
ENGINEERING	●			●			●					●			9'-0"	
SHOP MGR./ PURCH.		●		●			●					●			9'-0"	
A/C ROOMS		●					●							●	STRUCT.	
STAIRWAYS		●		●			●					●			9'-0"	
ACCOUNTING	●			●			●					●			9'-0"	
ACCOUNT MGR.	●			●			●					●			9'-0"	
MENS REST.		●			●				●				●		9'-0"	
WOMENS REST.		●			●				●				●		9'-0"	
VICE PRES. 1	●			●			●				●	●			9'-0"	
FILES	●			●			●					●			9'-0"	
BOARD ROOM	●			●			●				●	●			9'-0"	
VICE PRES. 2	●			●			●				●	●			9'-0"	
PRESIDENT	●			●			●				●	●			9'-0"	
COPY NOOK	●			●			●					●			9'-0"	
WAREHOUSE		●				●		●						●	STRUCT.	

DOOR & HARDWARE SCHEDULE

NO.	SIZE	TYPE: RAISED PNL. MAS.	TYPE: HOLLOW METAL	TYPE: ALUM.	TYPE: VERT. ROLLING	TYPE: FOLDING	FRAME: STEEL	FRAME: ALUMINUM	FRAME: WOOD	FRAME: CASED OPENING	HINGE: DBL. SWING	HINGE: BUTT	HINGE: BURGLERPRF	HINGE: ROLL UP	LOCK: PASSAGE	LOCK: PRIVACY	LOCK: DEADBOLT	LOCK: KEYED HANDLE	LOCK: PUSH PULL	ACCESSORIES: PANIC	ACCESSORIES: THRESHOLD	ACCESSORIES: WEATHERSTRIP	ACCESSORIES: DOOR STOP	ACCESSORIES: FULL GLASS	ACCESSORIES: CLOSER	RATINGS	REMARKS
1	PR 3/0x7/0			●				●				●					●	●			●	●			●	●		EXTERIOR
2	3/0x7/0		●				●					●					●	●			●	●				●		EXTERIOR
3	20'x22'			●			●							●				●			●	●						*
4	3/0x7/0		●				●					●						●			●	●				●	45 MIN.	EXTERIOR
5	3/0x7/0	●							●			●						●								●		
6	3/0x7/0	●							●			●						●										
7	1/8x7/0	●							●			●						●										
8	2/0x7/0	●							●			●						●										
9	PR 3/0x7/0	●							●			●					●	●			●	●				●		
10	4/0x7/0					●			●																			
11	3/0x5/0		●				●					●						●			●	●				●	1-1/2 HR	EXTERIOR
12	3/0x7/0		●				●					●						●			●	●				●	1-1/2 HR	EXTERIOR

*MOUNT DOOR 24" ABOVE OPENING

WINDOW SCHEDULE

MK	SIZE	TYPE: FIXED	TYPE: VERT. SLIDE	TYPE: HORIZ. SLIDE	TYPE: CIRCLEHEAD	FRAME: STEEL	FRAME: VINYL	FRAME: WOOD	GLASS: TINTED	GLASS: PLAIN	GLASS: INSULATED	GLASS: WIRED GLASS	LITES: 2/2	LITES: 15 LITES	LITES: 9 LITES	LITES: NONE	ACCESS.: SCREEN	ACCESS.: SHUTTER	ACCESS.: NONE	ACCESS.: ALARM	MAX. U-FACTOR
A	3-0"x2'-9"	●					●		●		●					●					.75
B	3'-0"x4'-0"	●					●		●		●					●					.75
C	3'-0"x4'-9"	●					●		●		●					●					.75
D	3'-0"x5'-5"	●					●		●		●					●					.75
E	3'-0"x5'-5"	●					●		●		●					●					.75
F	3'-0"x6'-9"	●					●		●		●					●					.75
G	3'-0"x5'-2"	●					●		●		●					●					.75
*H	6'-0"x7'-0"	●					●		●		●					●					.75
*J	3'-0"x3'-0"	●					●		●		●					●					.75
*K	6'-0"x4'-0"	●				●			●	●						●					.75

*H, *J- 45 MINUTE RATED WINDOWS
*K- 90 MINUTE RATED WINDOWS

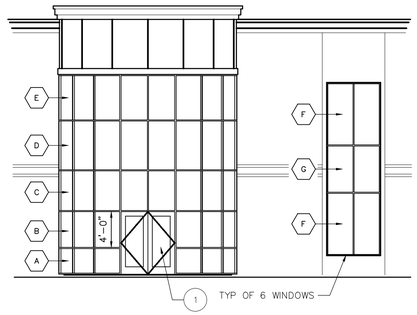

FRONT WINDOW SCHEDULE DETAIL 1 (A2 | A1)
SCALE: 1/8"=1'-0"

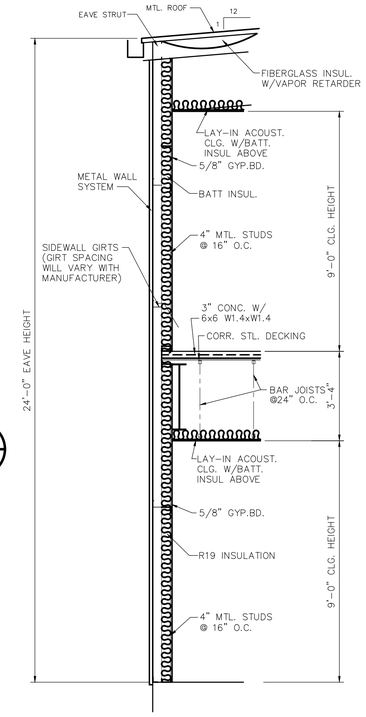

EXTERIOR WALL SECTION B (A2 | A1)
SCALE: 3/8"=1'-0"

GENERAL NOTES

1. HANDICAP UNITS – TOILETS SHALL CONFORM TO THE FOLLOWING:.
   A. LAVATORIES SHALL BE MOUNTED WITH A CLEARANCE OF AT LEAST 29" FROM THE FLOOR TO THE BOTTOM OF THE APRON, AND SHALL HAVE CLEARANCE BELOW FOR HANDICAP KNEE AND TOE. RIM OF LAVATORY SHALL BE NOT MORE THAN 34" HIGH.
   B. HOT WATER AND DRAIN PIPES SHALL BE INSULATED OR COVERED.
   C. FAUCETS SHALL BE LEVER ACTIVATED.
   D. MIRRORS SHALL BE MOUNTED WITH THE BOTTOM OF REFLECTIVE SURFACE NOT MORE THAN 40" FROM THE FLOOR.
   E. HANDRAILS & GRAB BARS SHALL COMPLY WITH THE PROVISIONS OF THE AMERICANS WITH DISABILITIES ACT.
      1. GRAB BARS AT TOILET – REAR 36", 33"-36" ABOVE FLOOR, SIDE 42" 33"-36" ABOVE FLOOR.
   F. WATER CLOSETS SHALL BE LOCATED WITH CENTER LINE 18" FROM SIDE WALL WITH BARS.
2. INSULATION AND INSULATION ASSEMBLES SHALL MEET THE REQUIREMENTS OF SECTION 718, INTERNATIONAL BUILDING CODE, 2000
   A. EXPOSED & CONCEALED INSULATION SHALL HAVE A FLAME SPREAD OF NOT MORE THAN 25 & A SMOKE DEVELOPED INDEX OF NOT MORE THAN 450.
   B. FACING SHALL COMPLY WITH IBC 718.2.1
3. PROVIDE 5'X5' LANDINGS OUTSIDE EXTERIOR DOORS LEVEL WITH THE FLOOR. THRESHOLDS SHALL BE NOT MORE THAN 1/2" IN HEIGHT AND SHALL BE BEVELED IF MORE THAN 1/4". ALL GROUND AND FLOOR SURFACES SHALL BE NON SLIP.
4. DIMENSIONS ARE TO CENTER LINE OR FACE OF STUDS, CENTER LINES OF COLUMNS OR FACE OF VINYL.
5. CONTRACTOR TO VERIFY ALL SITE CONDITIONS AND BUILDING LOCATION PRIOR TO CONSTRUCTION & VERIFY ALL DIMENSIONS.
6. MATERIALS SHALL BE NEW AND U.L. LISTED.
7. NO WORK SHALL BE CONCEALED UNTIL APPROVED BY LOCAL INSPECTORS.
8. CONSTRUCTION SHALL COMPLY WITH ALL PARISH, STATE AND LOCAL CODES.
9. CONTRACTOR TO GUARANTEE WORK FOR ONE YEAR.
10. CONTRACTOR SHALL FURNISH WATER AND POWER FROM EXISTING SOURCES.
11. EXTERIOR CAULKING SHALL BE THIOKAL CAULK.
12. PAINT GRADE TO BE SHERWIN WILLIAMS OR EQUIVALENT. ALL WORK TO RECEIVE 3 COATS. COLOR SELECTION BY OWNER.
13. PROVIDE CLEAN-UP ON A REGULAR BASIS. NO TRASH STORED IN BUILDING.
14. ALL BATT INSULATION SHALL HAVE A CLASS "A" (0-25) FLAME SPREAD IN COMPLIANCE WITH APPLICABLE CODE.
15. USE 6" STUDS AT ALL PLUMBING WALLS.
16. PROVIDE GALV. METAL PAN WITH DRAIN AT WATER HEATER LOCATION.
17. ALL CORNERS SHALL BE PROPERLY BRACED FOR WIND LOADS. A 48" SHEATING SHALL BE PROVIDED EVERY 20 FEET OF WALL LENGTH.
18. FLOORING SHALL BE NON-SLIP.
19. LOCKS ON DOORS IN MEANS OF EGRESS SHALL NOT REQUIRE THE USE OF A KEY (INTERIOR SIDE), SPECIAL DEVICE OR SPECIAL KNOWLEDGE TO OPEN IN THE DIRECTION OF EGRESS. ALL DOORS SHALL HAVE LEVER TYPE HANDLES.
20. INTERIOR WALLS AND CEILINGS SHALL HAVE A FLAME SPREAD OF 0-200 EXCEPT IN CORRIDORS WHICH SHALL HAVE A FLAME SPREAD OF 0-75 AND A SMOKE DEVELOPMENT RATING OF 0-450.
21. ALL WORK SHALL COMPLY WITH THE LATEST EDITION OF ALL LOCAL STATE AND NATIONAL CODES THAT COVER THE SECTION OF WORK BEING PERFORMED.
22. PROVIDE PORTABLE FIRE EXTINGUISHERS IN ACCORDANCE WITH NFPA 10. SEE APPENDIX "E" OF NFPA 10 FOR DISTRIBUTION OF EXTINGUISHERS.
23. ALL FIRE WALLS SHALL EXTEND TIGHT TO ROOF SHEATING & SEALED WITH APPROVED FIRE CAULK.
24. ALL ELECTRICAL, MECHANICAL & PLUMBING PENTRATING FIRE PARTITIONS SHALL BE FIRE CAULKED. (PENETRATIONS THROUGH RATED CONSTRUCTION SHALL BE SEALED WITH A MATERIAL CAPABLE OF PREVENTING THE PASSAGE OF FLAMES AND HOT GASES WHEN TESTED IN ACCORDANCE WITH ASTM-E814.)

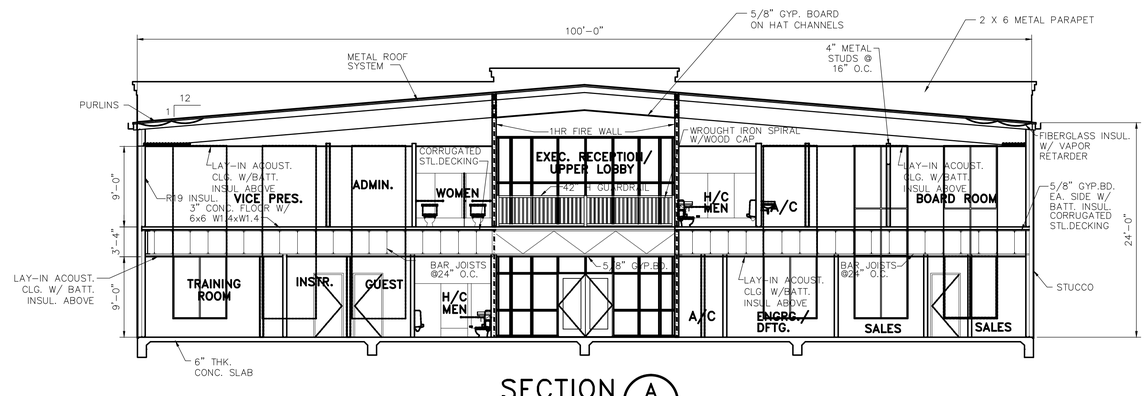

SECTION A (A2 | A1)
SCALE: 1/8"=1'-0"

REVISED: 04-04-06

SCHEDULES AND DETAILS

PLATFORM CRANE SERVICE
DOSS DRIVE
SLIDELL, LOUISIANA

OFFICE/WAREHOUSE

DAMMON ENGINEERING. INC.
1095 FLORIDA AVENUE 985-649-5832 SLIDELL, LA. 70458
DAMMONENGINEERING.COM

SCALE:AS NOTED
FILE:
JOB NO.1655
DATE:04-07-05
SHEET
A-2
OF