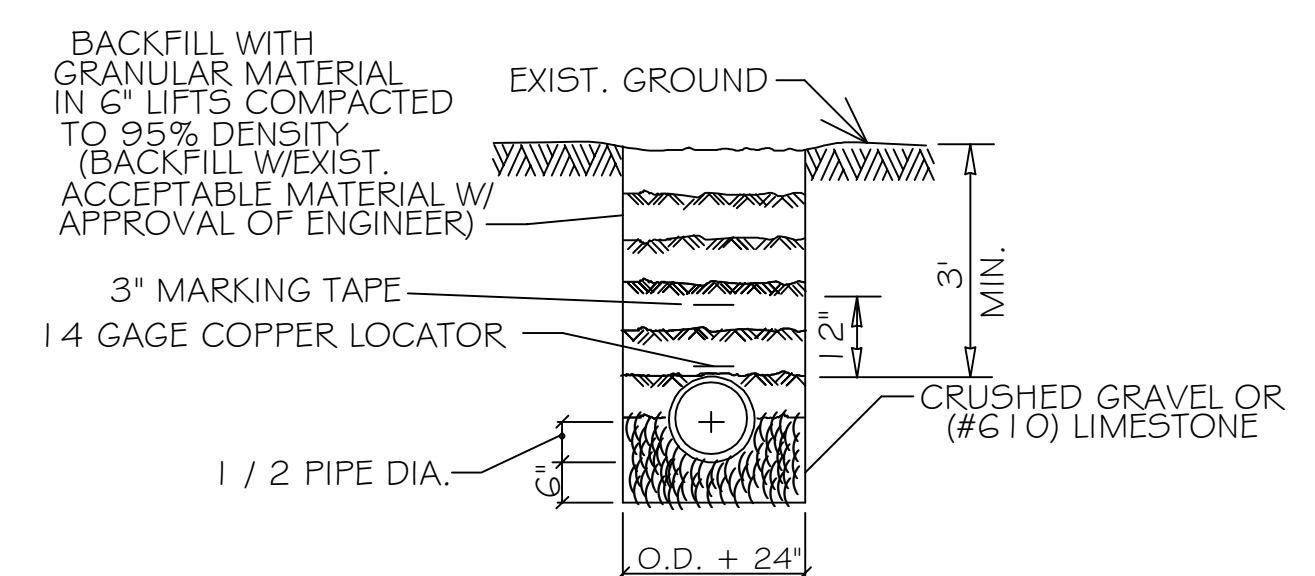


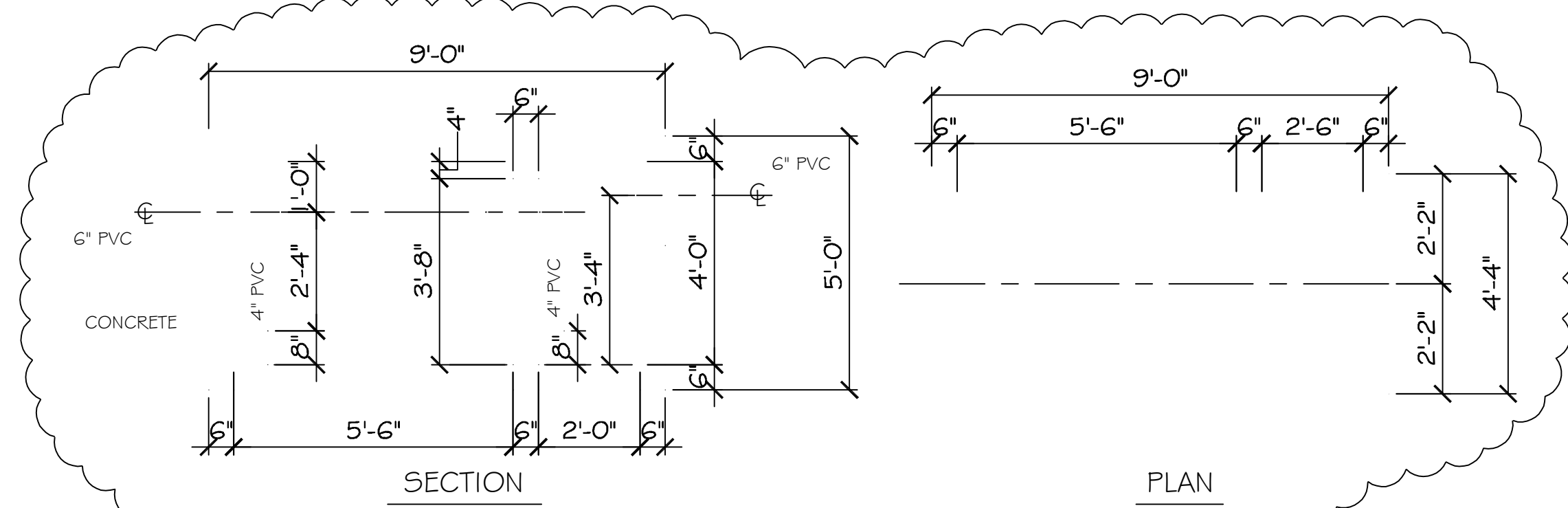
**LEGEND**

- - - - - PROPERTY LINE
- - - - - BUILDING SETBACK
- - - - - LANDSCAPING SETBACK MINIMUM AND BUFFER ZONE LIMITS AT REAR
- NEW BUILDING OUTLINE
- W — NEW WATER LINE
- S — NEW SEWER LINE
- - - - - E - - - - - NEW POWER LINE
- - - - - NEW SILT FENCING DETAIL
- - - - - NEW DRAIN LINE



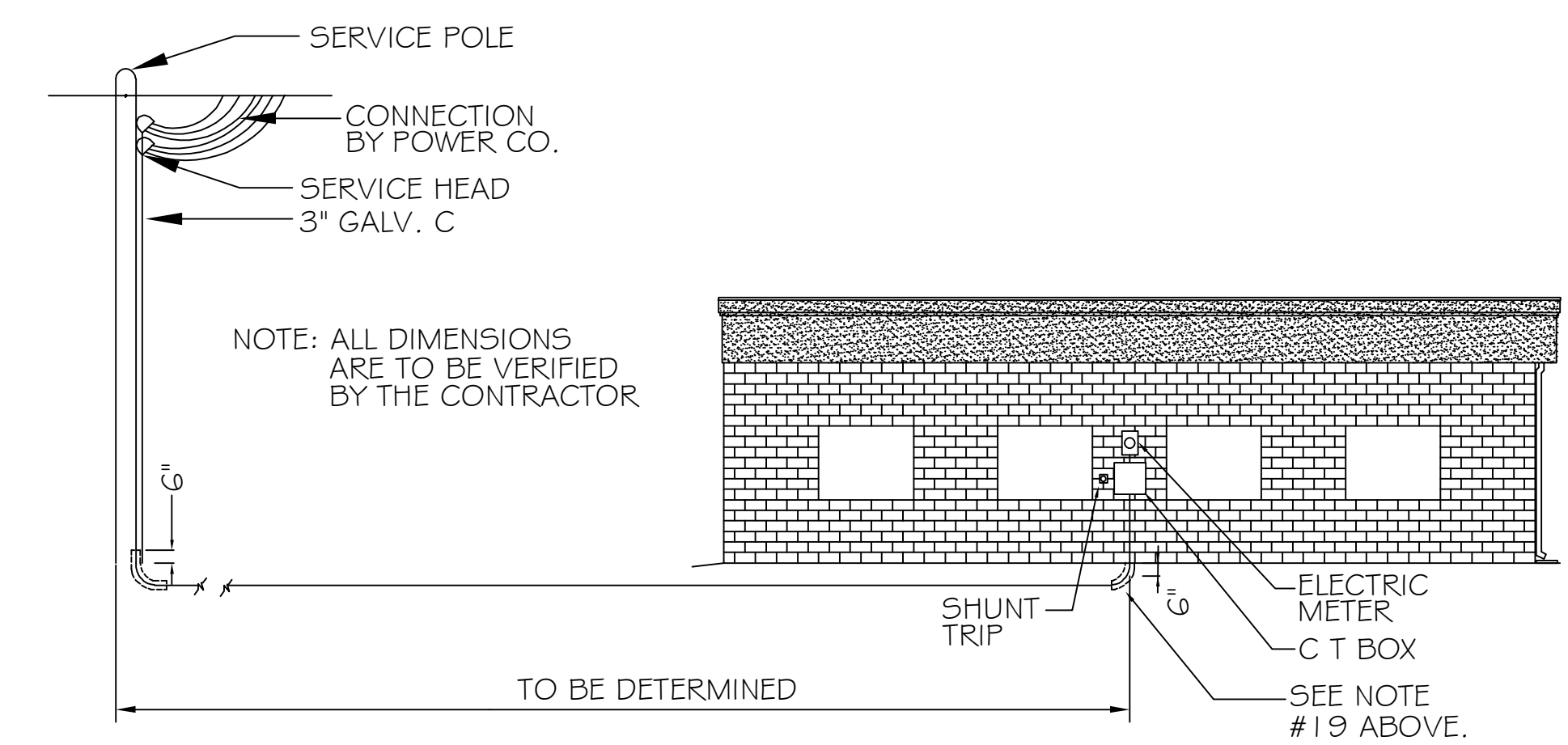
A MIN. 10 FT. HORIZONTAL AND 18\"/>

**PIPE BEDDING DETAIL FOR SEWER & WATER LINE**  
N.T.S.



**OILWATER SEPARATOR**  
N.T.S.


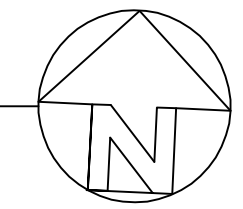
**NOTE:**  
THE OILWATER SEPARATOR MUST HAVE A MINIMUM WATER DEPTH OF THREE (3) FEET AND A MINIMUM WATER VOLUME OF 750 GALS. IN ADDITION, THE TOP OF THE SEPARATORS BAFFLE WALL(S) MUST BE AT LEAST TWO INCHES BELOW THE TRAPS WATER LEVEL. WATER MUST BE ABLE TO FREELY FLOW OVER THE ENTIRE WIDTH OF THE BAFFLE WALL.



**ELECTRICAL SERVICE DETAIL**  
N.T.S. 208V 3 PHASE

**SITE LIGHTING**  
EXTERIOR LIGHTING SHALL BE SHADED OR INWARDLY DIRECTED IN SUCH A MANNER SO THAT NO DIRECT LIGHTING OR GLARE BE CAST BEYOND THE PROPERTY LINE. THE INTENSITY OF SUCH LIGHTING SHALL NOT EXCEED ONE FOOT CANDLE AS MEASURED AT THE ABUTTING PROPERTY LINE.

**SITE UTILITIES & ILLUMINATION PLAN**  
SCALE: 1" = 10'



**DAMMON ENGINEERING, INC.**

CHIEF ENGINEER  
EMMETT DAMMON, P.E.

CHIEF ARCHITECT  
ROBERT WILTSE

1095 FLORIDA AVENUE  
SLIDELL, LA. 70458  
OFFICE: 985-649-5832  
FAX: 985-641-5950

WEBSITE:  
WWW.DAMMONENGINEERING.COM

EMAIL:  
DAMMONENG@BELLSOUTH.NET

- ARCHITECTURE
- ENGINEERING
- STUDIES
- PLANNING
- INVESTIGATION
- EXPERT WITNESS

CECIL BOYD'S  
CAR WASH  
LOT 5A  
EAST HALL ST.  
SLIDELL, LA

**SITE UTILITIES & ILLUMINATION PLAN**

REV: 09-28-10

SCALE: AS NOTED

JOB#: 2074

DATE: 09-13-10

SHEET 6

C-5

OF 18