GA FILE NO. WP 3514 GENERIC

ONE LAYER 5/8" TYPE X GYPSUM WALLBOARD OR GYPSUM VENEER BASE APPLIED PARALLEL OR AT RIGHT ANGLES TO EACH SIDE OF 2x4 WOOD STUDS 16" O.C. WITH 1-1/4" TYPE W DRYWALL SCREWS 12" O.C.

JOINTS STAGGERED 16" ON OPPOSITE SIDES. (LOAD BEARING)

THICKNESS: 4-3/4"
APPROX. WEIGHT: 7 PSF
FIRE TEST: SWRI 01-4511-619, 8-19-02

ONE HOUR RATED PARTITION
SCALE: N.T.S.

GA FILE NO. FC 5406
GENERIC
BASE LAYER 5/8" TYPE X GYPSUM WALLBOARD APPLIED AT RIGHT ANGLES TO 2x10 WOOD JOISTS 24" O.C. WITH 1-1/4" TYPE W OR S DRYWALL SCREWS 24" O.C. – FACE LAYER 5/8" TYPE X GYPSUM WALLBOARD OR GYPSUM VENEER BASE APPLIED AT RIGHT ANGLES TO JOISTS WITH 1-7/8" TYPE S DRYWALL SCREWS 12" O.C. AT JOINTS AND INTERMEDIATE JOISTS AND 1-1/2" TYPE G DRYWALL SCREWS 12" O.C. PLACED 2" BACK ON EITHER SIDE OF END JOINTS. JOINTS OFFSET 24" FROM BASE LAYER JOINTS. WOOD JOISTS SUPPORTING 1/2" PLYWOOD WITH EXTERIOR GLUE APPLIED AT RIGHT ANGLE TO JOISTS WITH 8D NAILS. CEILING PROVIDES ONE HOUR FIRE RESISTANCE PROTECTION FOR WOOD FRAMING, INCLUDING TRUSSES.

APPROX. WEIGHT: 5 PSF
FIRE TEST: FM FC 172, 2-25-72

ONE HOUR RATED CEILING
SCALE: N.T.S.

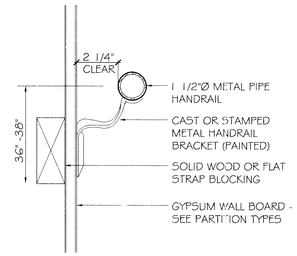

HANDRAIL DETAIL
SCALE: 3" = 1'-0"

GENERAL NOTES

Art Gallery
NO Change

1. ALL MATERIALS SHALL BE NEW AND U.L. LISTED.
2. NO WORK SHALL BE CONCEALED UNTIL APPROVED BY LOCAL INSPECTORS.
3. INTERIOR LOCKS ON DOORS IN MEANS OF EGRESS SHALL NOT REQUIRE THE USE OF A KEY, SPECIAL KNOWLEDGE, OR SPECIAL DEVICE TO OPEN IN THE DIRECTION OF EGRESS. ALL DOORS SHALL HAVE LEVER TYPE HANDLES IN COMPLIANCE W/ADAAG 2010.
4. ALL WORK SHALL COMPLY WITH THE LATEST EDITION OF ALL LOCAL, STATE, AND NATIONAL CODES COVERING THE TYPE OF WORK BEING PERFORMED.
5. PROVIDE 5LB ABC PORTABLE FIRE EXTINGUISHERS IN ACCORDANCE WITH NFPA 101. SEE APPENDIX "E" OF NFPA 101 FOR DISTRIBUTION OF EXTINGUISHERS.
6. ALL FIRE WALLS SHALL EXTEND TO ROOF DECK AND BE SEALED WITH AN APPROVED FIRE CAULK.
7. ALL ELECTRICAL, MECHANICAL, AND PLUMBING MATERIALS PENETRATING FIRE WALLS SHALL BE FIRE CAULKED. (PENETRATIONS THROUGH RATED CONSTRUCTION SHALL BE SEALED WITH A MATERIAL CAPABLE OF PREVENTING THE PASSAGE OF FLAMES AND HOT GASES WHEN TESTED IN ACCORDANCE WITH ASTM-E814.)
8. CONNECT ALL EXIT SIGNS TO A CONTINOUS POWER SOURCE.
9. CONNECT NEW LIGHTS TO ELECTRICAL PANEL.
10. THIS BLDG. IS NOT SPRINKLERED.

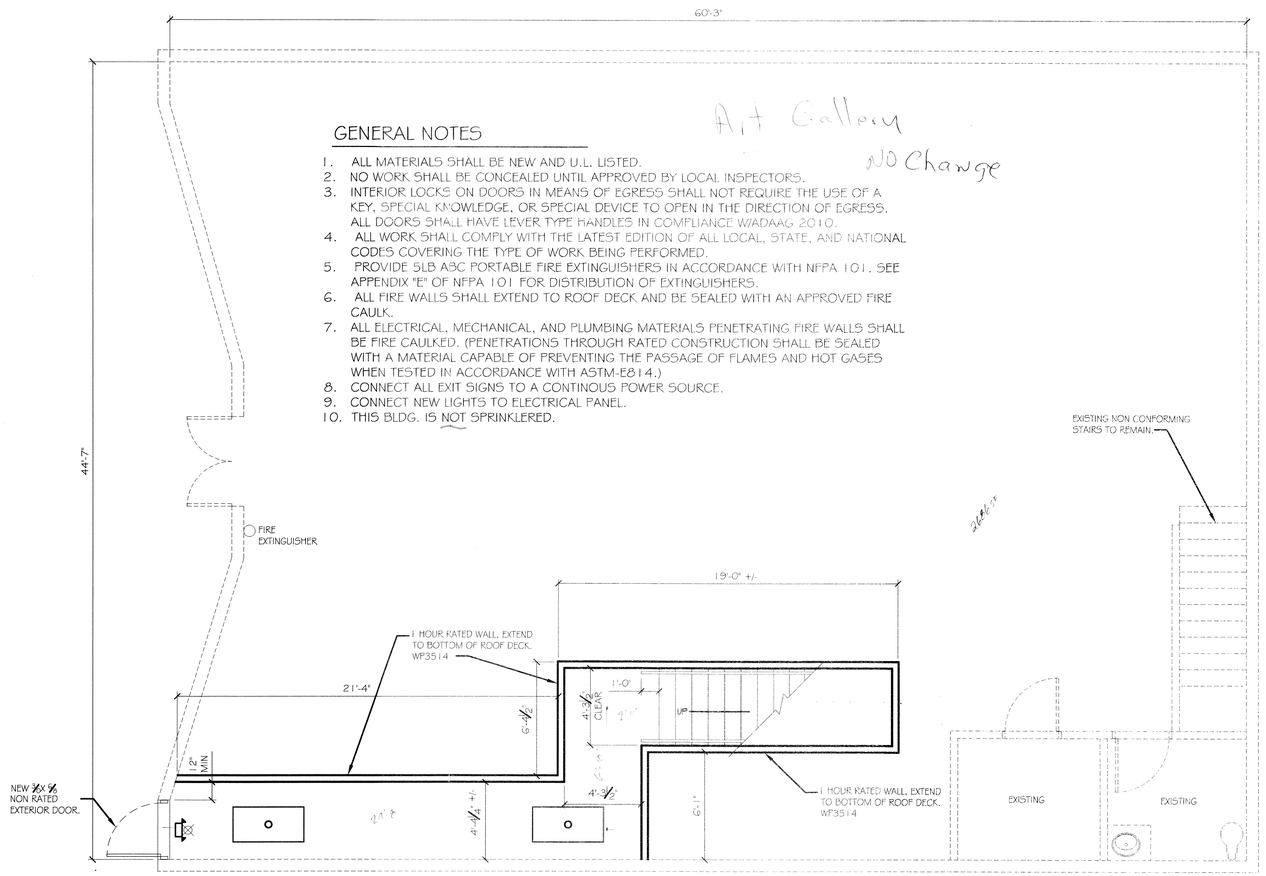

1 FLOOR PLAN - LEVEL 1
SCALE: 1/4" = 1'-0"

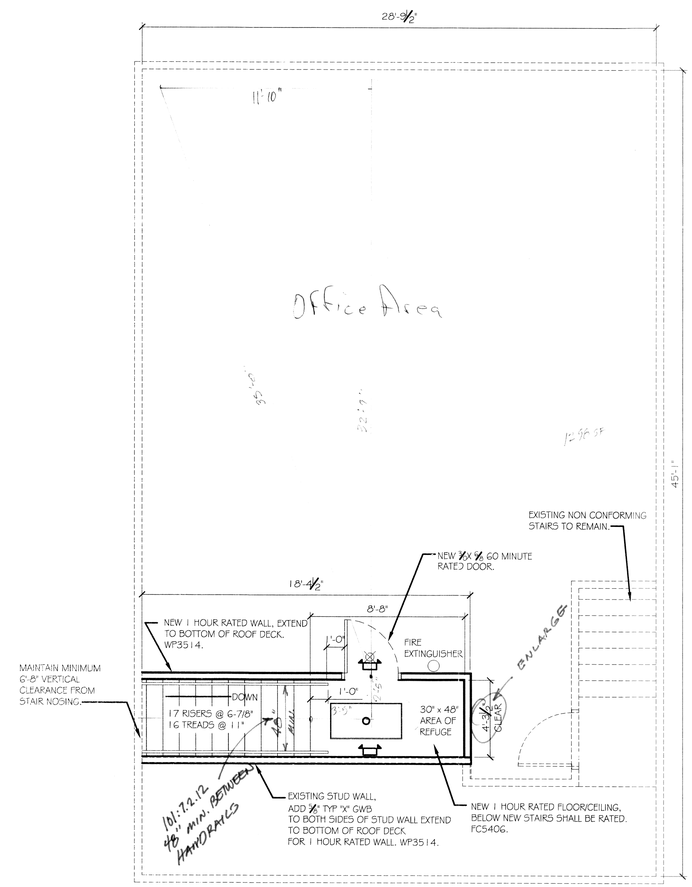

2 FLOOR PLAN - LEVEL 2
SCALE: 1/4" = 1'-0"

459473
REVIEWED FOR
STATE FIRE MARSHAL
AS PER REVIEW LETTER
BY: WILLIAM D. JONES, ARCHITECT, CSI

DAMMON ENGINEERING, INC.
Architects & Engineers
www.dammonengineering.com
info@dammonengineering.com
P: 985.641.5552
F: 985.641.5950
Chief Architect: Kevin J. Kinchen, NCARB
Chief Engineer: Brian Mistch, PE
554 Old Spanish Trail
Slidell, LA 70458

#	DESCRIPTION	DATE

REVISIONS

SEAL:

11/3/14

JULIE JUNEJA
ARTISTS' GALLERIES de Juneau
2143 FIRST ST.
SLIDELL, LOUISIANA 70458

JOB No: 2220 DATE: 10-24-14
DRAWN BY: CHECKED BY: KJK

SHEET TITLE:
FIRST & SECOND LEVEL PLAN, STAIRWELL EXIT

DRAWING NUMBER:
A1

SHEET No: 01 of # 01