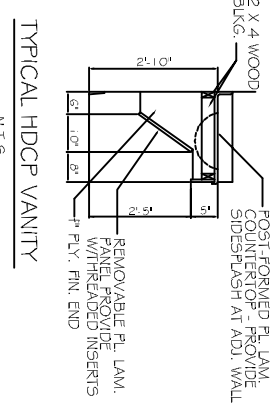
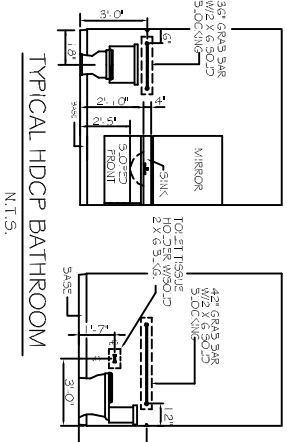


PLUMBING RISER  
SCALE: N.T.S.



TYPICAL HDCP VANITY  
N.T.S.



TYPICAL HDCP BATHROOM  
N.T.S.

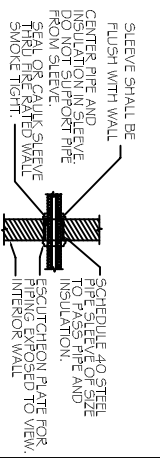
PLUMBING NOTES

1. PROVIDE ALL LABOR, MATERIAL AND EQUIPMENT FOR A COMPLETE OPERATING SYSTEM. THE SYSTEM SHALL INCLUDE HOT AND COLD WATER PIPING, WATER HAMMER ARRESTORS, SPINER AND VENT PIPING, INSULATION, WATER HEATER, HANGERS, VALVES AND SUPPORTS WITHOUT ANY RESTRICTIONS TO COLUMN, CUT AND PATCH AS REQUIRED TO INSTALL PIPES.
2. ALL WORK AND MATERIAL SHALL CONFORM STRICTLY TO THE LATEST LOCAL, CITY, PARISH, STATE AND NATIONAL GOVERNING CODES.
3. CONTRACTOR IS TO FIELD VERIFY ALL EXISTING UTILITY LOCATIONS, ELEVATIONS AND SIZES PRIOR TO COMMENCING ANY WORK. CONTRACTOR SHALL PAY NECESSARY FEES FOR THE UTILITIES CONNECTIONS. CONTRACTOR IS RESPONSIBLE TO VERIFY THE EXISTING INVERTS AND SET NEW INVERTS OF SEWERAGE AND DRAINAGE PIPES.
4. SEWERAGE LINES 3-INCH AND SMALLER SHALL BE SLOPED 1/4" PER FOOT AND LINE 4-INCH AND LARGER SHALL BE 1/8" PER FOOT.
5. TEST ALL PIPING AT REQUIRED PRESSURE.
6. ALL PLUMBING SHALL BE CLOSELY COORDINATED WITH STRUCTURAL SYSTEM, MECHANICAL SYSTEM AND ELECTRICAL TO INSURE NO TRADES WILL CONFLICT WITH EACH OTHER.
7. DO NOT SCALE DRAWINGS. SEE ARCHITECTURAL DRAWINGS FOR EXACT LOCATIONS OF DOORS, WINDOWS, WALLS, FIXTURES, ETC.
8. ALL WATER MAINS AND PIPING NOT SHOWN FOR CLARITY, ALL LOCATIONS FIELD VERIFIED.
9. DOMESTIC HOT AND COLD WATER PIPING AND FITTINGS UNDER SLAB SHALL BE ASTM B88 COPPER WATER TUBE, TYPE K SOFT ANNEALED. NO JOINTS SHALL BE ALLOWED UNDER THE SLAB.
10. DOMESTIC WATER PIPING AND FITTINGS ABOVE THE SLAB SHALL BE ASTM B68 COPPER WATER TUBE, TYPE L, HARD DRAWN WITH COPPER PRESSURE TIGHT FITTINGS, ANSI B16.22. THE JOINTS SHALL BE SOLDERED USING ASTM B32, ALLOY GRADE 95A (95-5) SOLDER.
11. SOIL, WASTE, VENT PIPING AND FITTINGS ABOVE THE SLAB SHALL BE SERVICE WEIGHT CAST IRON PIPE WITH BELL AND SPIGOT ENDS AND ONE PIECE NEOPRENE INSERT TYPE GASKET. USE PVC SCHEDULE 40 OR ABS DWV PIPES AND FITTINGS WHERE PERMITTED BY CODE.
12. ALL WATER PIPING AND FITTINGS ABOVE THE FLOOR SHALL BE INSULATED WITH 1/2" THICK FIBERGLASS INSULATION AND JACKET.
13. ALL ELECTRICAL, MECHANICAL AND PLUMBING PENETRATING FIRE PARTITIONS SHALL BE FIRE CAULKED. PENETRATIONS THROUGH RATED CONSTRUCTION SHALL BE SEALED WITH A MATERIAL CAPABLE OF PREVENTING THE PASSAGE OF FLAMES AND HOT GASES WHEN TESTED IN ACCORDANCE WITH ASTM E-81, 4.)
14. ALL PLUMBING LINES SHOWN ARE DIAGRAMMATIC.

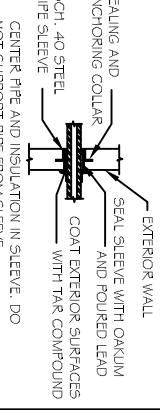
PLUMBING FIXTURE SCHEDULE

MARK	DESCRIPTION	TYPE	ROUGH-IN SIZES	NOTES
WC	H.C. WATER CLOSET	TANK	4" 3/4" 4"	2, 3
LAV	H.C. LAVATORY	WALL FLUNG	2" 1/2" 1/2" 1, 2, 3	
FD	FLOOR DRAIN	-	2" 3/4" 3/4"	4
WH	WATER HEATER DRAIN	-	1" 2" 3/4" 3/4"	-
AHU	AHU DRAIN	-	1" 2" 1/2" 1/2"	-
SHW	SHOWER	-	2" 2" 1/2" 1/2"	-

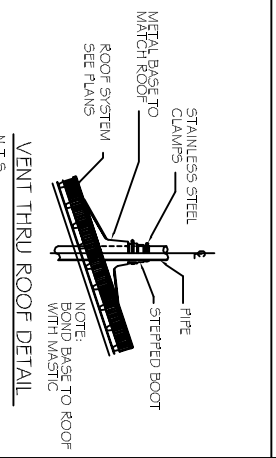
- FIGURE NOTES:
1. INSULATE PIPING FOR HANDICAP FIXTURES.
  2. PROVIDE CHAIR CARRIER FOR WALL HUNG FIXTURES.
  3. H.C. - HANDICAP FIXTURE.
  4. INSTALL CONTINUOUS DRIP VALVE ON ALL FLOOR DRAINS.



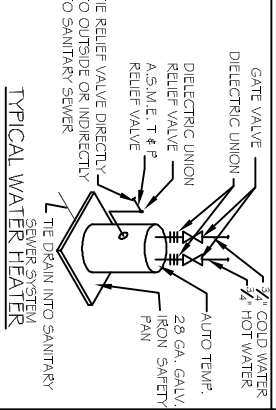
TYPICAL INTERIOR WALL SLEEVE DETAIL  
N.T.S.



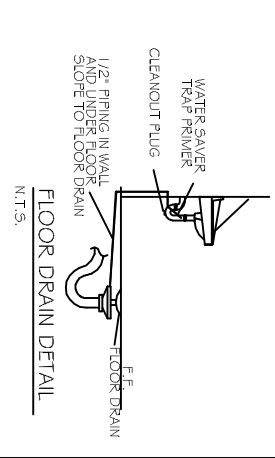
TYPICAL EXTERIOR WALL SLEEVE DETAIL  
N.T.S.



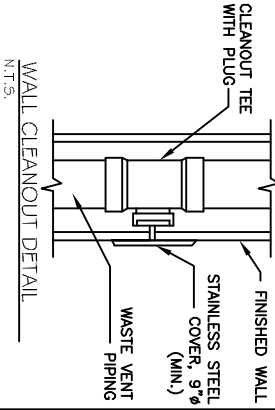
VENT THRU ROOF DETAIL  
N.T.S.



TYPICAL WATER HEATER  
N.T.S.



FLOOR DRAIN DETAIL  
N.T.S.



WALL CLEANOUT DETAIL  
N.T.S.

**OLDE TOWN SLIDELL  
FIRE DAMAGE REHABILITATION**  
227 & 285 COUSIN STREET  
SLIDELL, LA  
70458

JOB No: 2146      DATE: 07-13-2012

DRAWN BY: BSN      CHECKED BY: BSN

**DAMMON  
ENGINEERING, INC.**  
Architects & Engineers

dammonengr.com  
1414 PINEAPPLE DRIVE SUITE 100  
SLIDELL, LA 70458  
PHONE: 985-649-5932  
FAX: 985-641-5950

CHIEF ENGINEER: EMMETT DAMMON, P.E.  
OWNER ARCHITECT: ROBERT WILTSE  
554 OLD SPANISH TRAIL  
SLIDELL, LA 70458

REVISIONS

#	DESCRIPTION	DATE

SHEET No: 9 OF 9

**P-1**

PLUMBING PLAN