

FINISH SCHEDULE

ROOM	ROOM #	FLOOR	BASE	WALLS	CEILING MATERIAL	NOTES
WAITING ROOM	101	VINYL	WD	PTGB	PTGB	
RETAIL	102	VINYL	WD	PTGB	PTGB	
ROBES	103	VINYL	WD	PTGB	PTGB	
SHOES	104	VINYL	WD	PTGB	PTGB	
RETAIL	105	VINYL	WD	PTGB	PTGB	
OFFICE	106	VINYL	WD	PTGB	PTGB	
WH	107	VINYL	WD	PTGB	PTGB	
MENS VESTIBULE	108	VINYL	WD	PTGB	PTGB	
MENS	109	VINYL	WD	PTGB	PTGB	
MENS TOILET	110	VINYL	WD	PTMGB	PTMGB	
MENS SHOWER	111	CT	CT	CT	PTMGB	CEMENTITIOUS BACKERBOARD FOR WALLS
CORRIDOR	112	VINYL	WD	PTGB	PTGB	
WOMENS VESTIBULE	113	VINYL	WD	PTGB	PTGB	
LADIES'	114	VINYL	WD	PTMGB	PTMGB	
WOMENS TOILET	115	VINYL	WD	PTMGB	PTMGB	
WOMENS SHOWER	116	CT	CT	CT	PTMGB	CEMENTITIOUS BACKERBOARD FOR WALLS
H/C TOILET	117	VINYL	WD	PTMGB	PTMGB	
DRESSING	118	VINYL	WD	PTGB	PTGB	
H/C DRESSING	119	VINYL	WD	PTGB	PTGB	
TUB ROOM	121	VINYL	WD	PTMGB	PTMGB	
QUIET ROOM	122	VINYL	WD	PTGB	PTGB	
NAILS	124	VINYL	WD	PTGB	PTGB	
CORRIDOR	125	VINYL	WD	PTGB	PTGB	
VICHY	127	CT	CT	CT	PTMGB	CEMENTITIOUS BACKERBOARD FOR WALLS
PREP	129	VINYL	WD	PTGB	ACT	
M4	130	VINYL	WD	PTGB	PTGB	
M3	131	VINYL	WD	PTGB	PTGB	
E1	132	VINYL	WD	PTGB	PTGB	
E2	133	VINYL	WD	PTGB	PTGB	
CORRIDOR	134	VINYL	WD	PTGB	PTGB	
M2	135	VINYL	WD	PTGB	PTGB	
M1	136	VINYL	WD	PTGB	PTGB	
DUET	138	VINYL	WD	PTGB	PTGB	
CORRIDOR	139	VINYL	WD	PTGB	PTGB	
E3	140	VINYL	WD	PTGB	PTGB	
TUB	141	VINYL	WD	PTGB	ACT/PTGB	REFER TO RCP
CLOSET	142	VINYL	WD	PTGB	PTGB	
LINEN CLOSET	143	VINYL	WD	PTGB	PTGB	

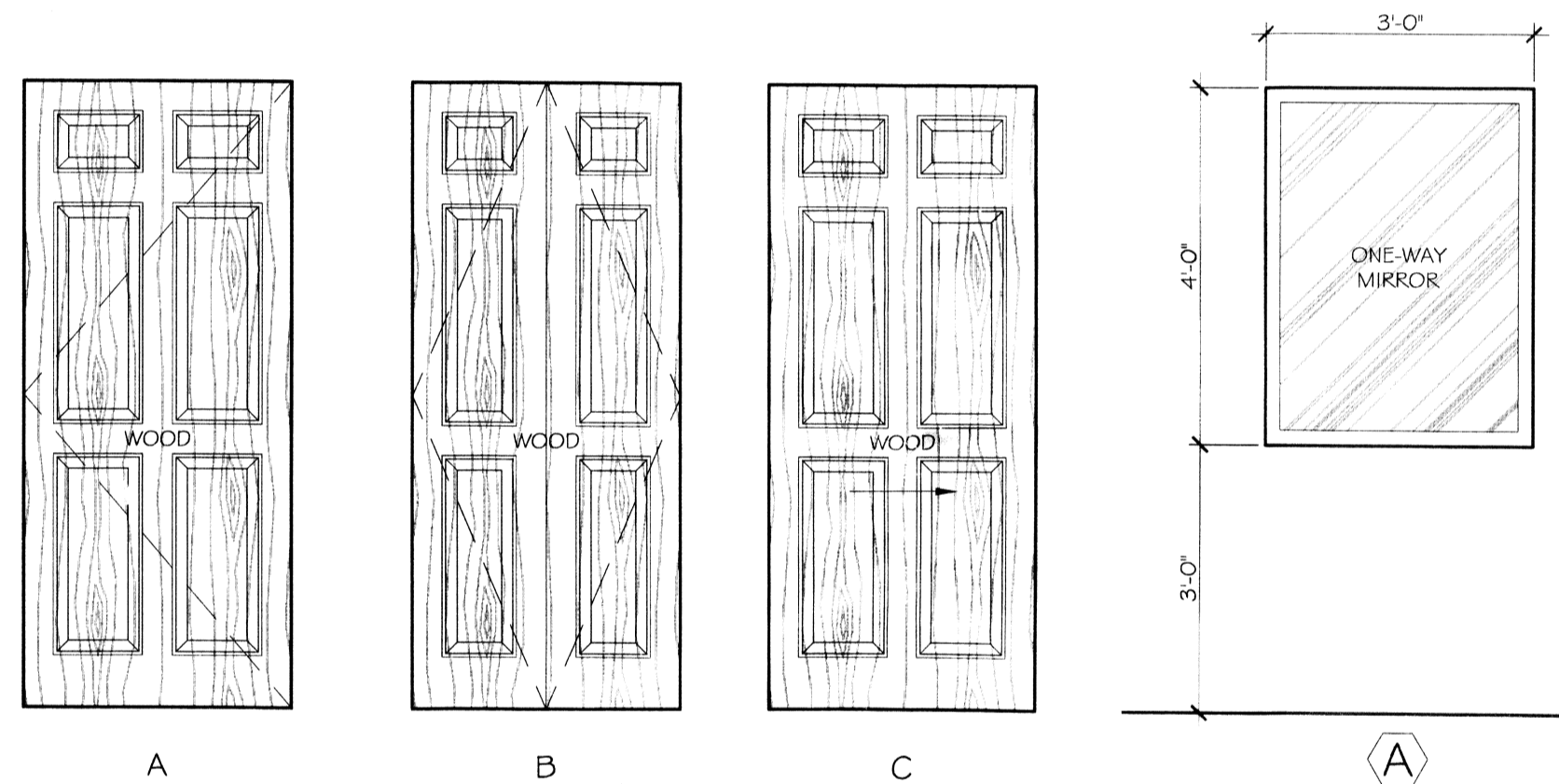
FINISH LEGEND:

- PTGB PAINTED GYPSUM WALL BOARD
- PTMGB PAINTED MOISTURE RESISTANT GYPSUM WALL BOARD
- RB RUBBER BASE
- CTB CERAMIC/PORCELAIN TILE BASE
- VINYL VINYL PLANK
- WD WOOD W/ STAIN
- CT CERAMIC/PORCELAIN TILE
- ACT SUSPENDED ACOUSTICAL CEILING TILE

DOOR SCHEDULE

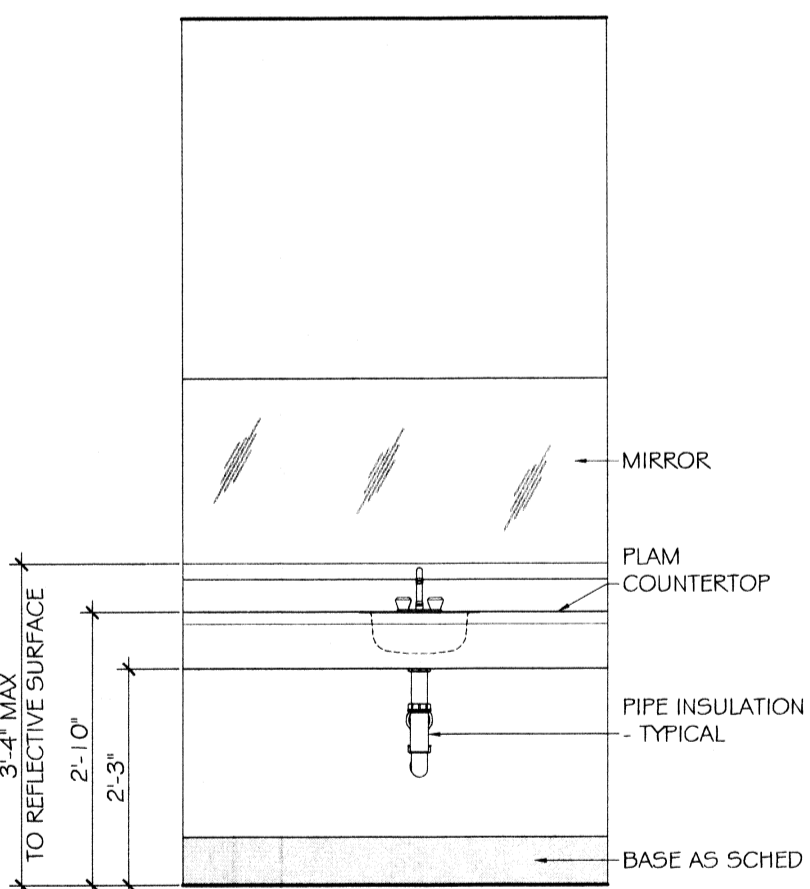
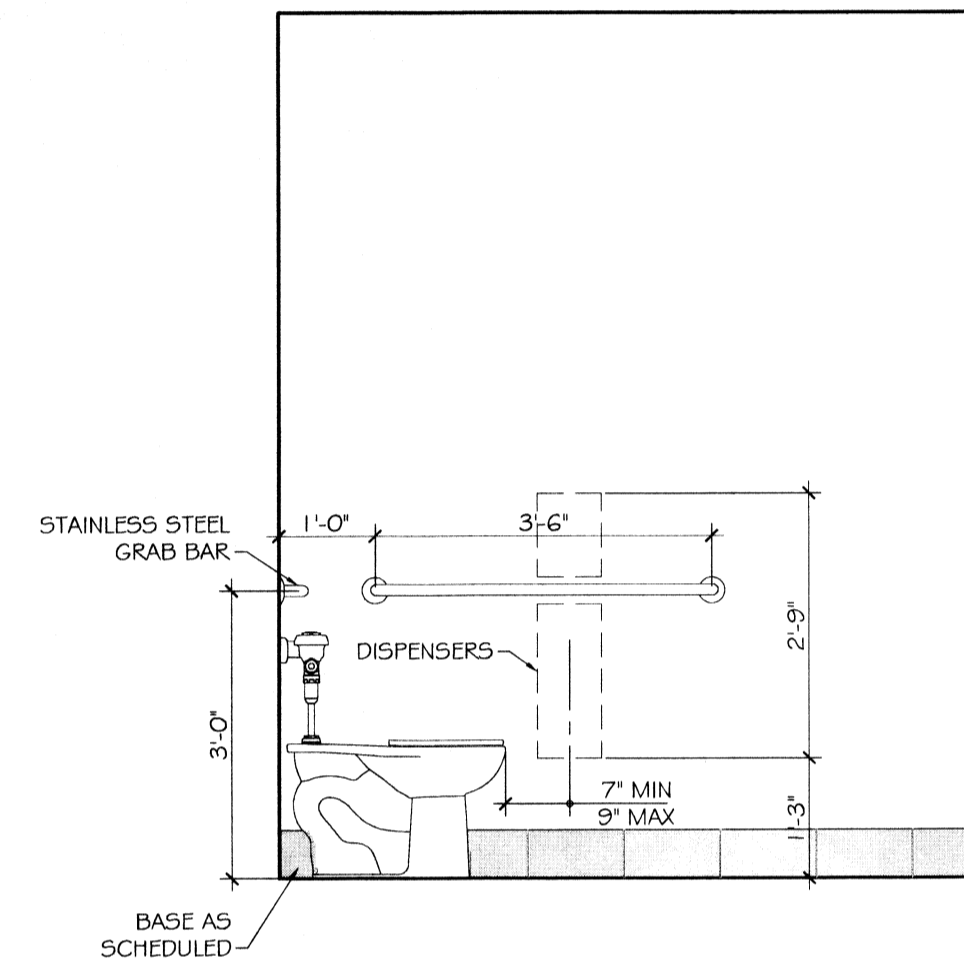
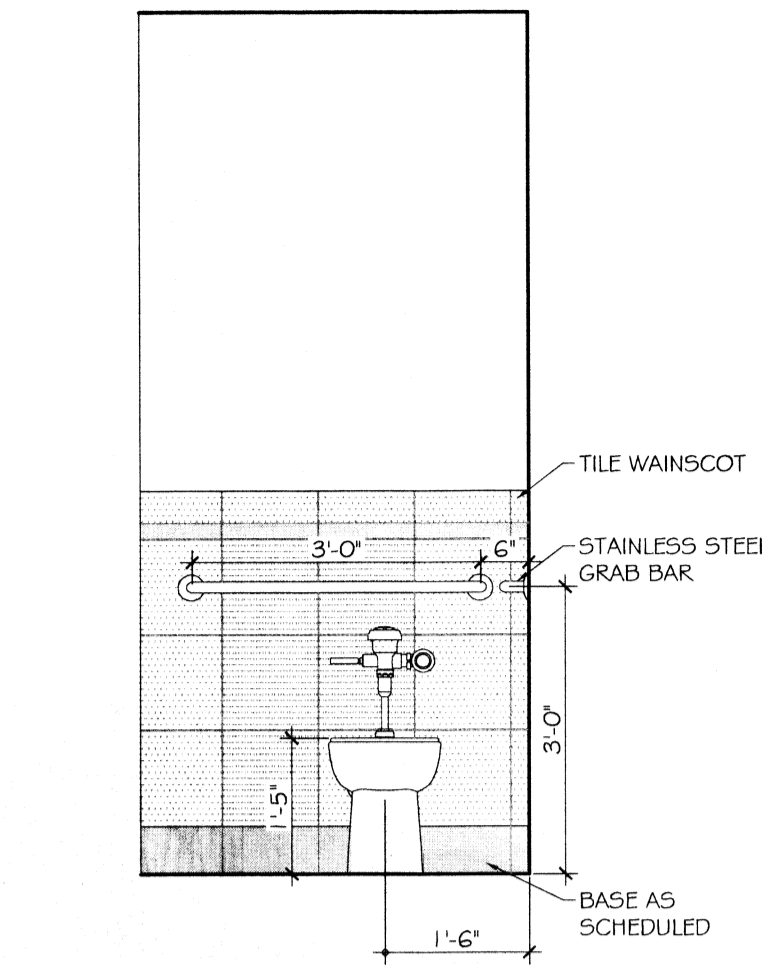
MK	SIZE	TYPE	DOOR MATERIAL	FRAME MATERIAL	FR	REMARKS
103A	2'-11 1/2" x 6'-8 1/2" x 3/4"	B	WOOD	WOOD	NR	
104A	2'-0" x 6'-8 1/2" x 3/4"	A	WOOD	WOOD	NR	
106A	3'-0" x 6'-8 1/2" x 3/4"	A	WOOD	WOOD	NR	
107A	3'-0" x 6'-8 1/2" x 3/4"	A	WOOD	WOOD	NR	
108A	3'-0" x 6'-8 1/2" x 3/4"	A	WOOD	WOOD	NR	
110A	3'-0" x 6'-8 1/2" x 3/4"	A	WOOD	WOOD	NR	
111A	3'-0" x 6'-8 1/2" x 3/4"	A	WOOD	WOOD	NR	
112A	3'-0" x 6'-8 1/2" x 3/4"	A	WOOD	WOOD	NR	
113A	3'-0" x 6'-8 1/2" x 3/4"	A	WOOD	WOOD	NR	
115A	3'-0" x 6'-8 1/2" x 3/4"	A	WOOD	WOOD	NR	
116A	3'-0" x 6'-8 1/2" x 3/4"	A	WOOD	WOOD	NR	
117A	3'-0" x 6'-8 1/2" x 3/4"	A	WOOD	WOOD	NR	
118A	3'-0" x 6'-8 1/2" x 3/4"	A	WOOD	WOOD	NR	
119A	3'-0" x 6'-8 1/2" x 3/4"	A	WOOD	WOOD	NR	
121A	3'-0" x 6'-8 1/2" x 3/4"	A	WOOD	WOOD	NR	
122A	3'-0" x 6'-8 1/2" x 3/4"	C	WOOD	WOOD	NR	POCKET
124A	3'-0" x 6'-8 1/2" x 3/4"	A	WOOD	WOOD	NR	
125A	3'-0" x 6'-8 1/2" x 3/4"	A	WOOD	WOOD	NR	
127A	3'-0" x 6'-8 1/2" x 3/4"	A	WOOD	WOOD	NR	
129A	3'-0" x 6'-8 1/2" x 3/4"	A	WOOD	WOOD	NR	
130A	3'-0" x 6'-8 1/2" x 3/4"	A	WOOD	WOOD	NR	
131A	3'-0" x 6'-8 1/2" x 3/4"	A	WOOD	WOOD	NR	
132A	3'-0" x 6'-8 1/2" x 3/4"	A	WOOD	WOOD	NR	
133A	3'-0" x 6'-8 1/2" x 3/4"	A	WOOD	WOOD	NR	
135A	3'-0" x 6'-8 1/2" x 3/4"	A	WOOD	WOOD	NR	
136A	3'-0" x 6'-8 1/2" x 3/4"	A	WOOD	WOOD	NR	
138A	3'-0" x 6'-8 1/2" x 3/4"	A	WOOD	WOOD	NR	
139A	2'-0" x 6'-8 1/2" x 3/4"	A	WOOD	WOOD	NR	
139B	2'-0" x 6'-8 1/2" x 3/4"	A	WOOD	WOOD	NR	
140A	3'-0" x 6'-8 1/2" x 3/4"	A	WOOD	WOOD	NR	
141A	3'-0" x 6'-8 1/2" x 3/4"	A	WOOD	WOOD	NR	
143A	2'-0" x 6'-8 1/2" x 3/4"	A	WOOD	WOOD	NR	

GENERAL DOOR NOTE:
1. ALL INTERIOR DOORS SHALL BE UNDERCUT BY 1".



4 DOOR TYPES
SCALE: 1/2" = 1'-0"

3 WINDOW TYPE
SCALE: 1/2" = 1'-0"



5 TYPICAL INTERIOR ELEVATIONS
SCALE: 1/2" = 1'-0"

- PARTITION NOTES:**
- CEMENT BACKER BOARD SHALL BE USED AT ALL SHOWER SURROUNDS TO HEIGHT OF TILES.
 - COORDINATE CEILING FINISHES WITH REFLECTED CEILING PLAN.
 - REFER TO LIFE-SAFETY PLANS FOR RATED WALL LOCATIONS. LIFE-SAFETY PLANS SHALL BE THE FINAL DETERMINATION OF WALL FIRE-RATING.

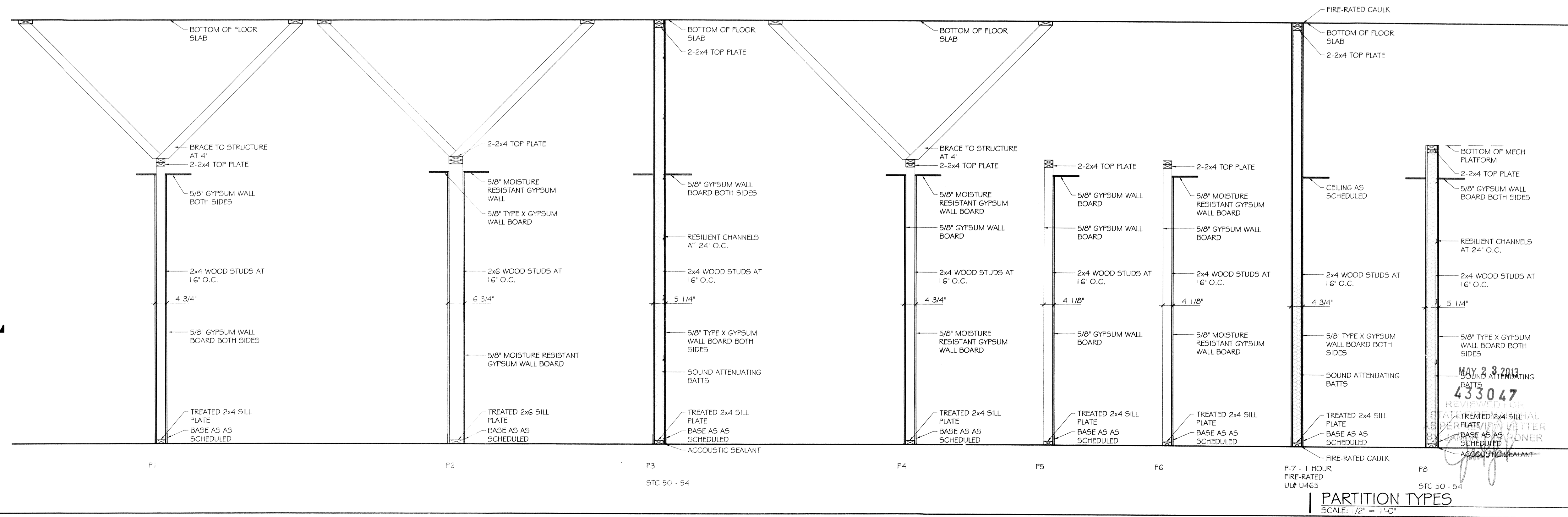
1 HR FIRE RATED WALL DO NOT PENETRATE

THE ABOVE WORDING SHALL BE LOCATED AT 10'-0" INTERVALS ABOVE CEILINGS ON FIRE PARTITIONS NO LESS THAN ONCE FOR EACH SPACE.

PROVIDE PAINTED STENCIL LETTERING IN RED PERMANENT PAINT ABOVE CEILING LINE INDICATING WALL RATINGS.

STATE FIRE RATING INDICATED ON LIFE SAFETY PLAN.

2 RATED WALL STENCIL
SCALE: 1/2" = 1'-0"



DAMMON ENGINEERING
Architects & Engineers

WOODHOUSE SPA
THE HIGH GROVE APARTMENTS
BATON ROUGE, LA

JOB No: 2163 DATE: 2/4/2013
DRAWN BY: KJK CHECKED BY: KJK

REVISIONS

DATE

DESCRIPTION

KEVIN J. RINGIER
P.E. No. 5550
REGISTERED ARCHITECT
STATE OF LOUISIANA

5/15/13

OPENINGS, PARTITIONS, INTERIOR ELEVATIONS

SHEET No: 5 OF 15

A-3