


# PROJECT: "RAINFOREST-HATTIESBURG"

Prefix	Project N°	Sheet	Sheet Title
CWP	-06370-B11-	0	(INDEX)
CWP	-06370-B11-	00	(EQ. DESCRIPTION)
CWP	-06370-B11-	01	(SITE LAYOUT)
CWP	-06370-B11-	01A	(TRENCH PIT LAYOUT; <u>GC</u> )
CWP	-06370-B11-	02	(EQUIPMENT LAYOUT)
CWP	-06370-B11-	03	(EQUIPMENT LIST-1)
CWP	-06370-B11-	04	(EQUIPMENT LIST-2)
CWP	-06370-B11-	05	(EQUIPMENT LIST-3)
CWP	-06370-B11-	06	(PLUMBING; <u>GC</u> )
CWP	-06370-B11-	06A	(PLUMBING; <u>SCWI</u> )
CWP	-06370-B11-	07	(COLD WATER; <u>GC</u> )
CWP	-06370-B11-	07A	(SOFT WATER; <u>GC</u> )
CWP	-06370-B11-	07B	(HOT WATER; <u>GC</u> )
CWP	-06370-B11-	08	(RO WATER; <u>GC</u> )
CWP	-06370-B11-	09	(RECLAIM WATER.; <u>GC</u> )
CWP	-06370-B11-	10	(RECLAIM TANK SYSTEM; <u>GC</u> )
CWP	-06370-B11-	10A	(RECLAIM SYSTEM; <u>GC</u> )
CWP	-06370-B11-	11	(PNEUMATIC; <u>GC</u> )
CWP	-06370-B11-	12	(GAS-VTR; <u>GC</u> )
CWP	-06370-B11-	13	(CHASE WAY; <u>GC</u> )
CWP	-06370-B11-	14	(CORED HOLES; <u>GC</u> )
CWP	-06370-B11-	15	(VACUUM LAYOUT; <u>GC</u> )
CWP	-06370-B11-	16	(LEGEND)
CWP	-06370-B11-	17	(DIVISION OF WORK)
CWP	-06370-B11-	E.1	(ELECTRICAL; <u>GC</u> )
CWP	-06370-B11-	E.2	(CONTROL VOLTAGE; <u>GC</u> )
CWP	-06370-B11-	E.3	(MOTOR RUNS; <u>GC</u> )
CWP	-06370-B11-	E.4	(ONE LINE ELECTRICAL)
CWP	-06370-B11-	E.5	(ELECTRICAL PANEL; <u>GC</u> )
CWP	-06370-B11-	E.6	(DIVISION OF WORK/LEGEND; ELECTRICAL)
CWP	-06370-B11-	E.7	(TIMING DISTANCES)
CWP	-06370-B11-	G.1	(POS CONFIGURATION)
CWP	-06370-B11-	G.2	(POS ELECTRICAL LAYOUT; <u>GC</u> )
CWP	-06370-B11-	G.3	(POS CONDUIT DETAIL LAYOUT; <u>GC</u> )
CWP	-06370-B11-	G.4	(POS NETWORK LAYOUT)
CWP	-06370-B11-	G.5	(POS LAYOUT; <u>GC</u> )
CWP	-06370-B11-	G.6	(POS LAYOUT SCHEDULE)
CWC	-06370-B11-	C.1	(SECTION THRU CORRELATOR; <u>GC</u> )
CWT	-06370-B11-	T.1	(CONV. TRENCH PLAN VIEW)
CWT	-06370-B11-	S.1	(SECTION THRU CONV. & PIT; <u>GC</u> )
CWT	-06370-B11-	S.2	(SECTION THRU TUNNEL; <u>GC</u> )
CWT	-06370-B11-	S.3	(SECTION THRU CONV.; <u>GC</u> )

DATE	SYM.	REVISION RECORD	TIME	DR.	AUTH.
07/22/13	▲	RELOCATE DRAINAGE PIPE	5 HRS	JC	LV
SUPERSEDES DWG. OF: 06/18/13					

DATE:	11.06.06
REVISION DATE:	07.22.13
CREATED BY:	LV
REVISED BY:	JCH
CHECKED BY:	Luis V.



**SONNY'S**  
THE CAR WASH FACTORY

http://www.SonnysDirect.com

SHEET INDEX

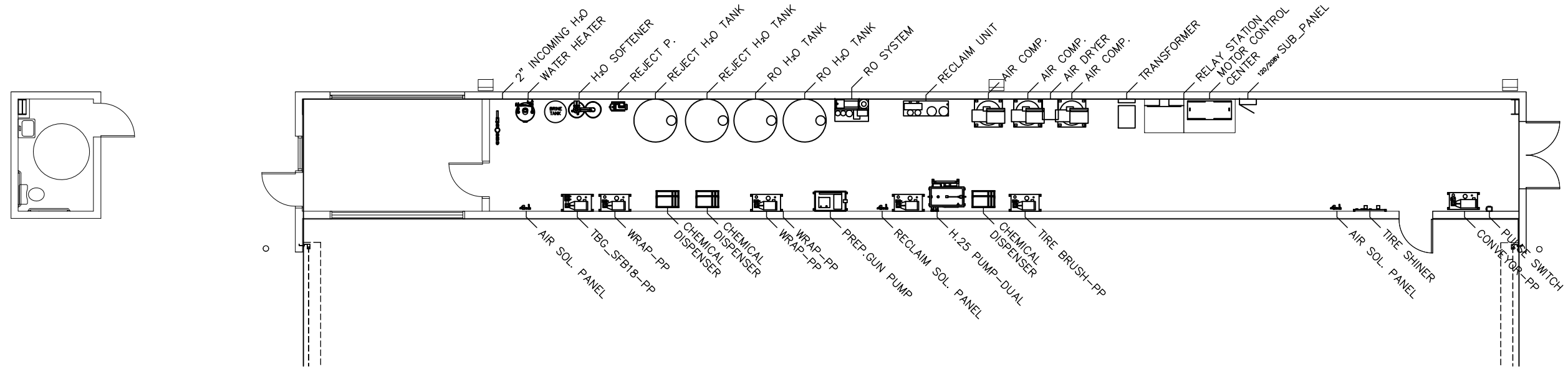
© 2013 SONNY'S ENTERPRISES, INC. 5605 Hiatus Road, Tamarac, FL. 33321 USA. TEL.800-327-8723

**DISCLAIMER**  
ALTHOUGH BUILDING CODES HAVE BEEN CONSIDERED IN DEVELOPING THIS DRAWING, VERIFICATION OF SITE SPECIFIC CONDITIONS AND COMPLIANCE WITH FEDERAL, STATE AND LOCAL BUILDING CODES IS THE EXCLUSIVE RESPONSIBILITY OF THE CUSTOMER AND/OR ARCHITECT AND ENGINEER. THESE DRAWINGS REFLECT REQUIREMENTS FOR SONNY'S FURNISHED EQUIPMENT ONLY UNLESS OTHERWISE NOTED. PLEASE REFER TO OTHER MANUFACTURERS, IF ANY, FOR THEIR EQUIPMENT REQUIREMENTS.

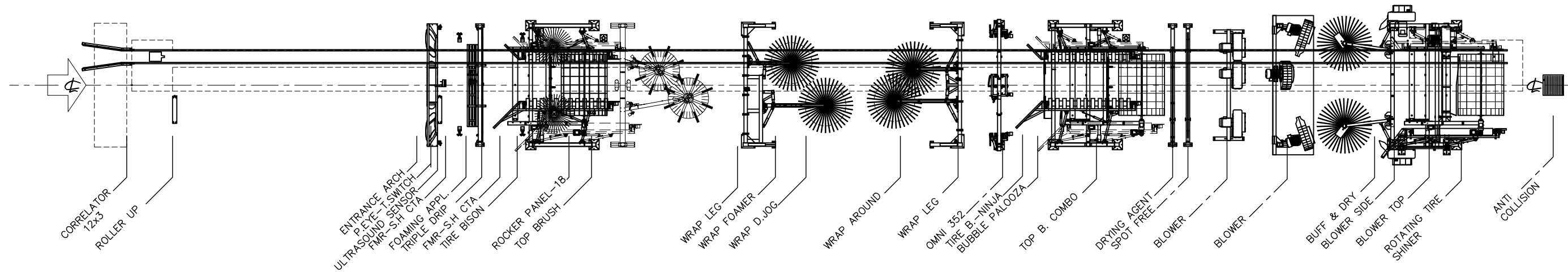
**CONFIDENTIAL WARNING:**  
THIS SHEET CONTAINS AND CONSTITUTES CONFIDENTIAL INFORMATION, IMAGES AND TRADE SECRETS OF SONNY'S ENTERPRISES INC. ANY UNAUTHORIZED USE OR DISCLOSURE OF ANY OR PORTION THEREOF, IS STRICTLY PROHIBITED. THIS WORK IS THE EXCLUSIVE PROPERTY OF SONNY'S ENTERPRISES INC. ALL RIGHTS RESERVED.

<b>CWP-06370-B11-RAINFOREST-HATT.</b>		Sheet	Rev.
SCALE: N.T.S.	LOCATION: LA	0	-A-

# EQUIPMENT SUPPORT



# TUNNEL LAYOUT



NOT FOR CONSTRUCTION UNTIL APPROVED BELOW.

APPROVED BY: \_\_\_\_\_ DATE: \_\_\_\_\_

**DISCLAIMER**  
 ALTHOUGH BUILDING CODES HAVE BEEN CONSIDERED IN DEVELOPING THIS DRAWING, VERIFICATION OF SITE SPECIFIC CONDITIONS AND COMPLIANCE WITH FEDERAL, STATE AND LOCAL BUILDING CODES IS THE EXCLUSIVE RESPONSIBILITY OF THE CUSTOMER AND/OR ARCHITECT AND ENGINEER. THESE DRAWINGS REFLECT REQUIREMENTS FOR SONNY'S FURNISHED EQUIPMENT ONLY UNLESS OTHERWISE NOTED. PLEASE REFER TO OTHER MANUFACTURERS, IF ANY, FOR THEIR EQUIPMENT REQUIREMENTS.

**CONFIDENTIAL WARNING:**  
 THIS SHEET CONTAINS AND CONSTITUTES CONFIDENTIAL INFORMATION, IMAGES AND TRADE SECRETS OF SONNY'S ENTERPRISES INC. ANY UNAUTHORIZED USE OR DISCLOSURE OF ANY OR PORTION THEREOF, IS STRICTLY PROHIBITED. THIS WORK IS THE EXCLUSIVE PROPERTY OF SONNY'S ENTERPRISES INC. ALL RIGHTS RESERVED.

**CWP-06370-B11-RAINFOREST-HATT.**

SCALE: N.T.S. LOCATION: LA

Sheet 00 Rev. -A-

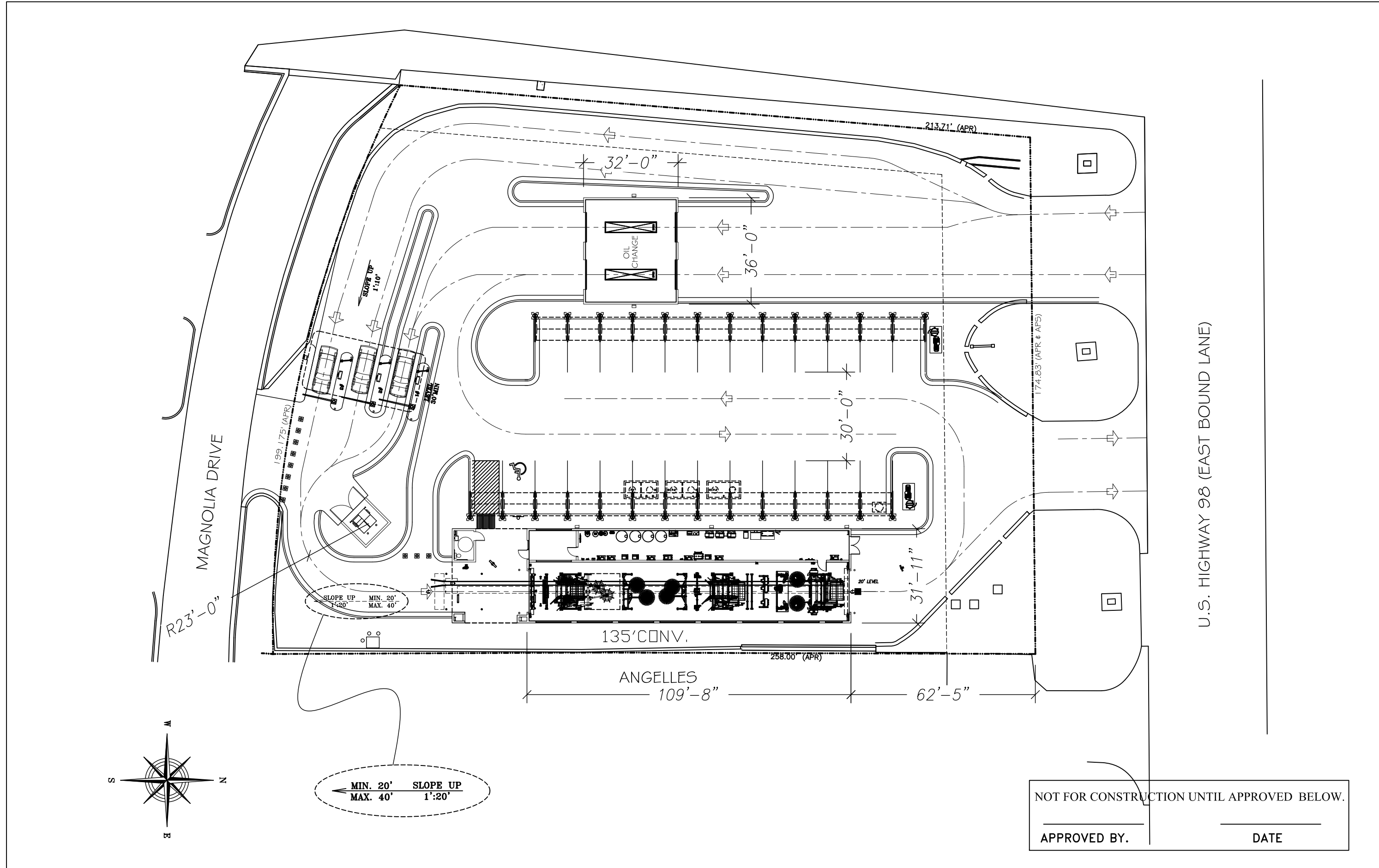
DATE:	11.06.06
REVISION DATE:	07.22.13
CREATED BY:	LV
REVISED BY:	JCH
CHECKED BY:	Luis V.

**SONNY'S**  
 THE CAR WASH FACTORY

http://www.SonnysDirect.com

EQ. DESCRIPTION

© 2013 SONNY'S ENTERPRISES, INC. 5605 Hiatus Road, Tamarac, FL. 33321 USA. TEL.800-327-8723



NOT FOR CONSTRUCTION UNTIL APPROVED BELOW.

APPROVED BY: \_\_\_\_\_ DATE: \_\_\_\_\_

**DISCLAIMER**  
 ALTHOUGH BUILDING CODES HAVE BEEN CONSIDERED IN DEVELOPING THIS DRAWING, VERIFICATION OF SITE SPECIFIC CONDITIONS AND COMPLIANCE WITH FEDERAL, STATE AND LOCAL BUILDING CODES IS THE EXCLUSIVE RESPONSIBILITY OF THE CUSTOMER AND/OR ARCHITECT AND ENGINEER. THESE DRAWINGS REFLECT REQUIREMENTS FOR SONNY'S FURNISHED EQUIPMENT ONLY UNLESS OTHERWISE NOTED. PLEASE REFER TO OTHER MANUFACTURERS, IF ANY, FOR THEIR EQUIPMENT REQUIREMENTS.

**CONFIDENTIAL WARNING:**  
 THIS SHEET CONTAINS AND CONSTITUTES CONFIDENTIAL INFORMATION, IMAGES AND TRADE SECRETS OF SONNY'S ENTERPRISES INC. ANY UNAUTHORIZED USE OR DISCLOSURE OF ANY OR PORTION THEREOF, IS STRICTLY PROHIBITED. THIS WORK IS THE EXCLUSIVE PROPERTY OF SONNY'S ENTERPRISES INC. ALL RIGHTS RESERVED.

**CWP-06370-B11-RAINFOREST-HATT.**  
 SCALE: 1"=30' LOCATION: LA

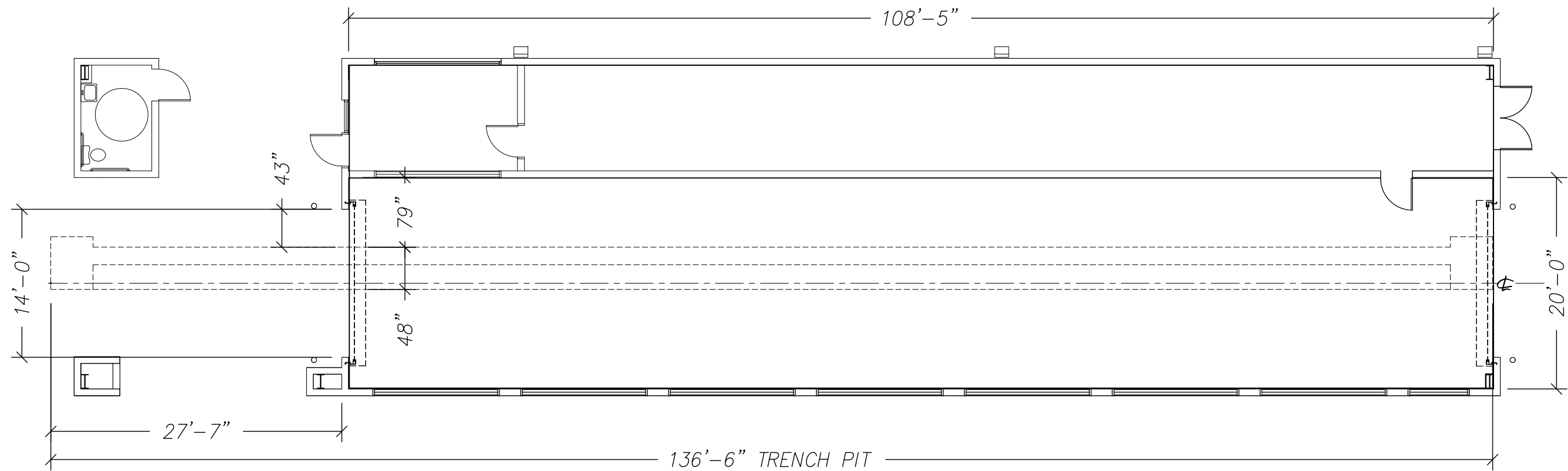
Sheet 01 Rev. -A-

**SITELAYOUT**

**SONNY'S**  
 THE CAR WASH FACTORY  
<http://www.SonnysDirect.com>

DATE: 11.06.06  
 REVISION DATE: 07.22.13  
 CREATED BY: LV  
 REVISED BY: JCH  
 CHECKED BY: Luis V.

© 2013 SONNY'S ENTERPRISES, INC. 5605 Hiatus Road, Tamarac, FL. 33321 USA. TEL.800-327-8723



NOT FOR CONSTRUCTION UNTIL APPROVED BELOW.

APPROVED BY: \_\_\_\_\_ DATE: \_\_\_\_\_

**DISCLAIMER**  
 ALTHOUGH BUILDING CODES HAVE BEEN CONSIDERED IN DEVELOPING THIS DRAWING, VERIFICATION OF SITE SPECIFIC CONDITIONS AND COMPLIANCE WITH FEDERAL, STATE AND LOCAL BUILDING CODES IS THE EXCLUSIVE RESPONSIBILITY OF THE CUSTOMER AND/OR ARCHITECT AND ENGINEER. THESE DRAWINGS REFLECT REQUIREMENTS FOR SONNY'S FURNISHED EQUIPMENT ONLY UNLESS OTHERWISE NOTED. PLEASE REFER TO OTHER MANUFACTURERS, IF ANY, FOR THEIR EQUIPMENT REQUIREMENTS.

**CONFIDENTIAL WARNING:**  
 THIS SHEET CONTAINS AND CONSTITUTES CONFIDENTIAL INFORMATION, IMAGES AND TRADE SECRETS OF SONNY'S ENTERPRISES INC. ANY UNAUTHORIZED USE OR DISCLOSURE OF ANY OR PORTION THEREOF, IS STRICTLY PROHIBITED. THIS WORK IS THE EXCLUSIVE PROPERTY OF SONNY'S ENTERPRISES INC. ALL RIGHTS RESERVED.

**CWP-06370-B11-RAINFOREST-HATT.**

SCALE: 3/32"=1' LOCATION: LA

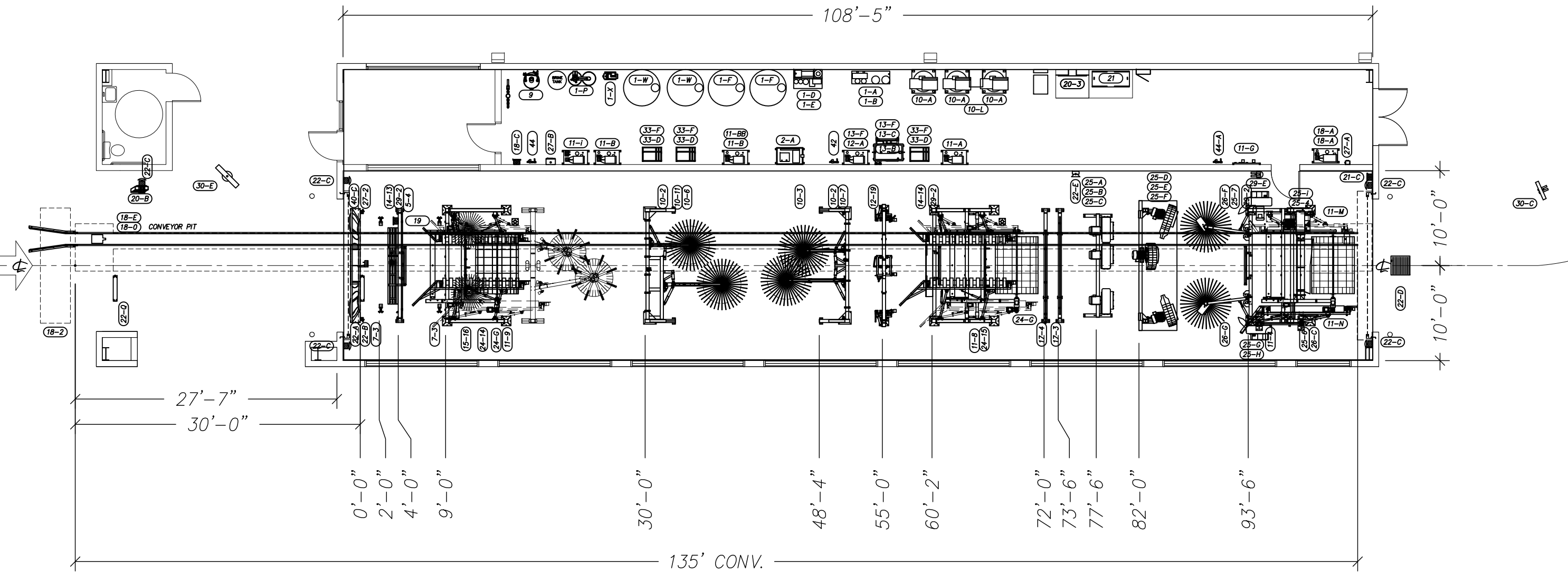
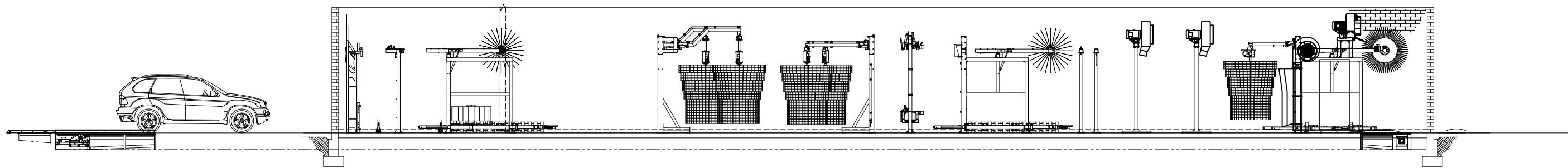
Sheet	Rev.
01A	-A-

TRENCH PIT LAYOUT



© 2013 SONNY'S ENTERPRISES, INC. 5605 Hiatus Road, Tamarac, FL. 33321 USA. TEL. 800-327-8723

DATE:	11.06.06
REVISION DATE:	07.22.13
CREATED BY:	LV
REVISED BY:	JCH
CHECKED BY:	Luis V.



NOT FOR CONSTRUCTION UNTIL APPROVED BELOW.

APPROVED BY: \_\_\_\_\_ DATE: \_\_\_\_\_

**DISCLAIMER**  
 ALTHOUGH BUILDING CODES HAVE BEEN CONSIDERED IN DEVELOPING THIS DRAWING, VERIFICATION OF SITE SPECIFIC CONDITIONS AND COMPLIANCE WITH FEDERAL, STATE AND LOCAL BUILDING CODES IS THE EXCLUSIVE RESPONSIBILITY OF THE CUSTOMER AND/OR ARCHITECT AND ENGINEER. THESE DRAWINGS REFLECT REQUIREMENTS FOR SONNY'S FURNISHED EQUIPMENT ONLY UNLESS OTHERWISE NOTED. PLEASE REFER TO OTHER MANUFACTURERS, IF ANY, FOR THEIR EQUIPMENT REQUIREMENTS.

**CONFIDENTIAL WARNING:**  
 THIS SHEET CONTAINS AND CONSTITUTES CONFIDENTIAL INFORMATION, IMAGES AND TRADE SECRETS OF SONNY'S ENTERPRISES INC. ANY UNAUTHORIZED USE OR DISCLOSURE OF ANY OR PORTION THEREOF, IS STRICTLY PROHIBITED. THIS WORK IS THE EXCLUSIVE PROPERTY OF SONNY'S ENTERPRISES INC. ALL RIGHTS RESERVED.

**CWP-06370-B11-RAINFOREST-HATT.**

SCALE: 3/32"=1' LOCATION: LA

Sheet 02 Rev. -A-

DATE:	11.06.06
REVISION DATE:	07.22.13
CREATED BY:	LV
REVISED BY:	JCH
CHECKED BY:	Luis V.

**SONNY'S**  
 THE CAR WASH FACTORY

http://www.SonnysDirect.com

**EQUIPMENT LAYOUT**

© 2013 SONNY'S ENTERPRISES, INC. 5605 Hiatus Road, Tamarac, FL. 33321 USA. TEL. 800-327-8723

SOLENOID VOLTAGE = 24V

480V	EQUIPMENT LIST										RESPONSIBILITY MATRIX										
ITEM #	DESCRIPTION	ELECTRICAL					WATER			AIR	PLUMBING AND MECHANICAL WORK				ELECTRICAL WORK			REMARKS			
		VOLT	HP	PHASE	AMP	C.B.	M.S.	COLD	HOT		RECLAIM	FURN. BY:	ERECTED BY:	EQ. RM.	PIPING:	TUNNEL. PIPING:	FURN. BY:		ERECTED BY:	WIRED BY:	
DRB-SYS	DALE R. BROTT SYSTEMS	120V		1P		20								BY OTHERS	GC	GC	GC	BY OTHERS	GC	GC	
1-A	RECLAIM PUMP STATION	208V	5HP	3P	16.7A	35		1-1/2"		2"	1/2"			BY OTHERS	N/A	GC	GC	BY OTHERS	N/A	GC	1/2" AIR FOR PURGE
1-B	RECLAIM OZONE UNIT	208V	2HP	3P	7.8A	15								BY OTHERS	N/A	GC	N/A	BY OTHERS	N/A	GC	
1-C	ROLLER UP SOLENOID	24V		1P	.27A						1/2"			SONNYS	SCW	N/A	SCW	SONNYS	SCW	GC	
1-D	(R.O.) FILTRATION SYSTEM	208V	1.5HP	3P	6.9A	15		1-1/2"						SONNYS	SCW	GC	N/A	SONNYS	SCW	GC	
1-E	(R.O.) REPRESSURIZER	208V	1.5HP	3P	6.9A	15		1-1/2"						SONNYS	SCW	GC	SCW	SONNYS	SCW	GC	RO LINE
1-F	(R.O.) WATER STORAGE TANK													SONNYS	SCW	GC	GC	SONNYS	SCW	N/A	
1-F	(R.O.) WATER STORAGE TANK													SONNYS	SCW	GC	GC	SONNYS	SCW	N/A	
1-N	R.T.S. (3T-PUR-WATER)													GC	GC	GC	GC	GC	GC	GC	
1-P	WATER SOFTENER SYSTEM							* 1-1/2"						BY OTHERS	N/A	GC	GC	BY OTHERS	N/A	GC	
1-W	(RO. REJECT) WATER STORAGE TANK							1"						SONNYS	SCW	GC	GC	SONNYS	SCW	N/A	
1-W	(RO. REJECT) WATER STORAGE TANK													SONNYS	SCW	N/A	GC	SONNYS	SCW	N/A	
1-X	R.O. REJECT PUMP	208V	1.5HP	3P	5.3A	15		*** 1-1/2"						SONNYS	SCW	GC	N/A	SONNYS	SCW	GC	
2-A	PREP. GUN PUMP	480V	7.5HP	3P	11A	20		3/4"						BY OTHERS	N/A	GC	GC	BY OTHERS	N/A	GC	
2-B	PREP. GUN STATION							1/2"						BY OTHERS	N/A	GC	GC	BY OTHERS	N/A	N/A	SCH-80 GALVANIZED PIPE
5-4	FOAMING APPLICATOR-APAP3 (ARCH)													SONNYS	SCW	N/A	SCW	SONNYS	SCW	N/A	
7-3	C.T.A. FOAMER S.H (FMRSHCTA) DUAL													SONNYS	SCW	N/A	SCW	SONNYS	SCW	N/A	
9	HOT WATER HEATER	120V		1P		20		* 1-1/2"	1-1/2"					BY OTHERS	GC	GC	N/A	BY OTHERS	GC	N/A	[3/4" GAS W/ VTR] BY G.C. (SEE MANU)
10-2	WRAP AROUND (LEGS)													SONNYS	SCW	N/A	SCW	SONNYS	SCW	N/A	
10-2	WRAP AROUND (LEGS)													SONNYS	SCW	N/A	SCW	SONNYS	SCW	N/A	
10-3	ENTRANCE WRAP AROUND SF-68S													SONNYS	SCW	N/A	SCW	SONNYS	SCW	N/A	
10-6	WRAP FOAMER TUBE													SONNYS	SCW	N/A	SCW	SONNYS	SCW	N/A	
10-7	WRAP FOAMER TUBE													SONNYS	SCW	N/A	SCW	SONNYS	SCW	N/A	
10-11	WRAP AROUND (D_JOG MOUNTED)													SONNYS	SCW	N/A	SCW	SONNYS	SCW	N/A	
10-A	AIR COMPRESSOR	480V	7.5HP	3P	11A	20					1"			BY OTHERS	N/A	GC	N/A	BY OTHERS	N/A	GC	
10-A	AIR COMPRESSOR	480V	7.5HP	3P	11A	20					1"			BY OTHERS	N/A	GC	N/A	BY OTHERS	N/A	GC	
10-A	AIR COMPRESSOR	480V	7.5HP	3P	11A	20					1"			SONNYS	SCW	GC	N/A	SONNYS	SCW	GC	
10-E	WRAP RETRACT SOLENOID (D.S.)	24V		1P	.27A						1/2"			SONNYS	SCW	N/A	SCW	SONNYS	SCW	GC	
10-EE	WRAP RETRACT SOLENOID (D.S.)	24V		1P	.27A						1/2"			SONNYS	SCW	N/A	SCW	SONNYS	SCW	GC	
10-EE	WRAP RETRACT SOLENOID (D.S.)	24V		1P	.27A						1/2"			SONNYS	SCW	N/A	SCW	SONNYS	SCW	GC	
10-F	WRAP RETRACT SOLENOID (P.S.)	24V		1P	.27A						1/2"			SONNYS	SCW	N/A	SCW	SONNYS	SCW	GC	
10-FF	WRAP RETRACT SOLENOID (P.S.)	24V		1P	.27A						1/2"			SONNYS	SCW	N/A	SCW	SONNYS	SCW	GC	
10-FF	WRAP RETRACT SOLENOID (P.S.)	24V		1P	.27A						1/2"			SONNYS	SCW	N/A	SCW	SONNYS	SCW	GC	
10-J	WRAP BRUSH WATER SOLENOID	24V		1P	1.2A									SONNYS	SCW	N/A	SCW	SONNYS	SCW	GC	
10-K	WRAP BRUSH WATER SOLENOID	24V		1P	1.2A									SONNYS	SCW	N/A	SCW	SONNYS	SCW	GC	
10-K	WRAP BRUSH WATER SOLENOID	24V		1P	1.2A									SONNYS	SCW	N/A	SCW	SONNYS	SCW	GC	
10-L	AIR DRYER 35.CFM (COMPRESSOR 10)	120V	1/5HP	1P		15					1/2"			BY OTHERS	N/A	GC	N/A	BY OTHERS	N/A	GC	
11-4	TIRE DRESSING													SONNYS	SCW	N/A	SCW	SONNYS	SCW	N/A	
11-8	TIRE BRUSH_NINJA (TBGNJA200)													SONNYS	SCW	N/A	SCW	SONNYS	SCW	N/A	
11-9	TIRE/WHEEL BISON (TBGBISON)													SONNYS	SCW	N/A	SCW	SONNYS	SCW	N/A	
11-A	TIRE BRUSH POWER PACK	480V	5HP	3P	7.6A	15								SONNYS	SCW	N/A	SCW	SONNYS	SCW	GC	
11-B	WRAP BRUSH POWER PACK	480V	7.5HP	3P	11A	20								EXISTING	N/A	N/A	N/A	EXISTING	N/A	GC	
11-B	WRAP BRUSH POWER PACK	480V	7.5HP	3P	11A	20								EXISTING	N/A	N/A	N/A	EXISTING	N/A	GC	
11-BB	WRAP BRUSH POWER PACK	480V	7.5HP	3P	11A	20								SONNYS	SCW	N/A	SCW	SONNYS	SCW	GC	
11-C	TIRE BRUSH RETRACT SOLENOID	24V		1P	.27A						1/2"			SONNYS	SCW	N/A	SCW	SONNYS	SCW	GC	
11-C	TIRE BRUSH RETRACT SOLENOID	24V		1P	.27A						1/2"			SONNYS	SCW	GC	SCW	SONNYS	SCW	GC	
11-D	(T.S.A.) TIRE SHINE RETRACT SOLENOID	24V		1P	.27A						1/2"			SONNYS	SCW	GC	SCW	SONNYS	SCW	GC	
11-F	(T.S.A.) SUPPLY STATION (G-57)										1/2"			SONNYS	SCW	N/A	N/A	SONNYS	SCW	N/A	
11-G	(T.S.A.) CONTROL PANEL													SONNYS	SCW	N/A	SCW	SONNYS	SCW	N/A	
11-i	TBG_SFB18 POWER PACK	480V	7.5HP	3P	11A	20								EXISTING	N/A	N/A	N/A	EXISTING	N/A	GC	
11-M	TIRE DRESSING MOTOR (DS)	480V	1HP	3P	1.38A	15								SONNYS	SCW	N/A	N/A	SONNYS	SCW	GC	
11-N	TIRE DRESSING MOTOR (PS)	480V	1HP	3P	1.38A	15								SONNYS	SCW	N/A	N/A	SONNYS	SCW	GC	

GC= GENERAL CONTRACTOR  
 SCW = SONNYS (CARWASH INSTALLER)  
 \* SOFT WATER LINE  
 \*\* R.O. WATER LINE  
 \*\*\* REJECT WATER LINE

**DISCLAIMER**  
 ALTHOUGH BUILDING CODES HAVE BEEN CONSIDERED IN DEVELOPING THIS DRAWING, VERIFICATION OF SITE SPECIFIC CONDITIONS AND COMPLIANCE WITH FEDERAL, STATE AND LOCAL BUILDING CODES IS THE EXCLUSIVE RESPONSIBILITY OF THE CUSTOMER AND/OR ARCHITECT AND ENGINEER. THESE DRAWINGS REFLECT REQUIREMENTS FOR SONNY'S FURNISHED EQUIPMENT ONLY UNLESS OTHERWISE NOTED. PLEASE REFER TO OTHER MANUFACTURERS, IF ANY, FOR THEIR EQUIPMENT REQUIREMENTS.

**CONFIDENTIAL WARNING:**  
 THIS SHEET CONTAINS AND CONSTITUTES CONFIDENTIAL INFORMATION, IMAGES AND TRADE SECRETS OF SONNY'S ENTERPRISES INC. ANY UNAUTHORIZED USE OR DISCLOSURE OF ANY OR PORTION THEREOF, IS STRICTLY PROHIBITED. THIS WORK IS THE EXCLUSIVE PROPERTY OF SONNY'S ENTERPRISES INC. ALL RIGHTS RESERVED.

**CWP-06370-B11-RAINFOREST-HATT.**  
 SCALE: N.T.S. LOCATION: LA

Sheet 03 Rev. -A-

**SONNY'S**  
 THE CAR WASH FACTORY  
 http://www.SonnysDirect.com  
 EQUIPMENT LIST-1  
 DATE: 11.06.06  
 REVISION DATE: 07.22.13  
 CREATED BY: LV  
 REVISED BY: JCH  
 CHECKED BY: Luis V.  
 © 2013 SONNY'S ENTERPRISES, INC. 5605 Hiatus Road, Tamarac, FL. 33321 USA. TEL.800-327-8723

SOLENOID VOLTAGE = 24V

480V		EQUIPMENT LIST							RESPONSIBILITY MATRIX										
ITEM #	DESCRIPTION	ELECTRICAL					WATER	AIR	PLUMBING AND MECHANICAL WORK				ELECTRICAL WORK			REMARKS			
		VOLT	HP	PHASE	AMP	C.B.			M.S.	COLD	HOT	RECLAIM	FURN. BY:	ERECTED BY:	EQ. RM.		PIPING:	TUNNEL. PIPING:	FURN. BY:
12-19	OMNI-1 3 SPRAY 2_TOP OMNI-352											SONNYS	SCW	N/A	SCW	SONNYS	SCW	N/A	
12-A	OMNI POWER UNIT	480V	5HP	3P	7.6A	15	0					EXISTING	N/A	N/A	N/A	EXISTING	N/A	GC	
13-B	H-25 STAND & CONT. (DOUBLE UNIT)							*** 1"	1"	1"		SONNYS	SCW	GC	SCW	SONNYS	SCW	N/A	
13-C	H-25 OMNI PUMP TOP (#1)	480V	15HP	3P	21A	40	2					SONNYS	SCW	N/A	SCW	SONNYS	SCW	GC	
13-D	OMNI SIDE FLIP SOLENOID	24V		1P	.27A						1/2"	SONNYS	SCW	N/A	SCW	SONNYS	SCW	GC	
13-E	OMNI TOP FLIP SOLENOID	24V		1P	.27A						1/2"	SONNYS	SCW	N/A	SCW	SONNYS	SCW	GC	
13-F	H-25 OMNI PUMP SIDE (#1)	480V	15HP	3P	21A	40	2					SONNYS	SCW	N/A	SCW	SONNYS	SCW	GC	
14-13	TRIPLE DRIP MANIFOLD											SONNYS	SCW	N/A	SCW	SONNYS	SCW	N/A	
14-14	BUBBLE PALOOZA MANIFOLD											BY OTHERS	N/A	N/A	N/A	BY OTHERS	N/A	N/A	
15-16	ROCKER PANEL18" (SFBT18/A)											SONNYS	SCW	N/A	SCW	SONNYS	SCW	N/A	
17-3	SPOT FREE ARCH FOR (R.O./D.I.) SYS.											SONNYS	SCW	N/A	SCW	SONNYS	SCW	N/A	
17-4	DRYING AGENT/RINSE WAX (ARCH)											SONNYS	SCW	N/A	SCW	SONNYS	SCW	N/A	
17-H	SPOT FREE SOLENOID (RO & D.I.-OPT.)	24V		1P	1.2A			** 3/4"				SONNYS	SCW	GC	SCW	SONNYS	SCW	GC	
18-0	CONVEYOR PIT											GC	GC	GC	GC	N/A	N/A	N/A	CONVEYOR PIT 1'-6" LONGER THAN CONVEYOR
18-2	(12X3) CORRELATOR PIT											GC	GC	N/A	N/A	N/A	N/A	N/A	
18-A	CONVEYOR POWER PACK	480V	7.5HP	3P	11A	20	1					SONNYS	SCW	N/A	SCW	SONNYS	SCW	GC	
18-A	CONVEYOR POWER PACK	480V	7.5HP	3P	11A	20	1					SONNYS	SCW	N/A	SCW	SONNYS	SCW	GC	
18-C	CONVEYOR AIR SOL.	24V		1P	.27A						1/2"	SONNYS	SCW	GC	SCW	SONNYS	SCW	GC	
18-E	GRATING, FIBERGLASS 1-1/2"											BY OTHERS	SCW	N/A	SCW	N/A	N/A	N/A	
19	ENTRANCE EYE CONTROL STATION	24V		1P	.67A							SONNYS	GC	N/A	N/A	SONNYS	GC	GC	
20-3	REMOTE RELAY STATION (3-R.BOX)	24V		1P	.67A							BY OTHERS	GC	N/A	N/A	BY OTHERS	GC	GC	
20-B	PROGRAMMER PUSH BUTTON STATION	120V		1P		20						BY OTHERS				BY OTHERS		GC	
20-C	PAY STATION (3)	120V		1P		20						BY OTHERS	GC	GC	GC	BY OTHERS	GC	GC	
20-D	GATE (3)	120V		1P		20						BY OTHERS	GC	N/A	GC	BY OTHERS	GC	GC	
21	MOTOR CONTROL CENTER (MCC)	480V		3P	TBD							SONNYS	GC	N/A	N/A	SONNYS	GC	GC	(VERIFY TCL)
21-C	ANTI COLLISION CONTROL BOX	24V		1P	.67A							SONNYS	GC	N/A	N/A	SONNYS	GC	GC	
22-A	ELECTRICAL EYE SENSORS											SONNYS	SCW	N/A	N/A	SONNYS	SCW	GC	
22-B	ENTRANCE TIRE SWITCH											SONNYS	SCW	N/A	N/A	SONNYS	SCW	GC	
22-C	STOP / START STATIONS	24V		1P								GC	GC	N/A	N/A	GC	GC	GC	MOMENTARY START
22-D	ANTI COLLISION PAD	24V		1P								SONNYS	SCW	N/A	N/A	SONNYS	SCW	GC	
22-E	WARNING HORN	VARIES		1P								GC	GC	N/A	N/A	GC	GC	GC	
22-Q	AUTO ROLLER UP											SONNYS	SCW	N/A	N/A	SONNYS	SCW	GC	
24-14	TOP BRUSH (TOP100)											SONNYS	SCW	N/A	N/A	SONNYS	SCW	N/A	
24-15	TOP BRUSH COMBO											SONNYS	SCW	N/A	N/A	SONNYS	SCW	N/A	
24-G	TOP BRUSH MOTOR	480V	1HP	3P	1.38A	15	00					SONNYS	SCW	N/A	N/A	SONNYS	SCW	GC	
24-G	TOP BRUSH MOTOR	480V	1HP	3P	1.38A	15	00					SONNYS	SCW	N/A	N/A	SONNYS	SCW	GC	
24-i	TOP BRUSH RETRACT SOLENOID	24V		1P	.27A						1/2"	SONNYS	SCW	N/A	SCW	SONNYS	SCW	GC	
24-i	TOP BRUSH RETRACT SOLENOID	24V		1P	.27A						1/2"	SONNYS	SCW	N/A	SCW	SONNYS	SCW	GC	
24-J	TOP BRUSH WATER SOLENOID	24V		1P	1.2A			3/4"				SONNYS	SCW	GC	SCW	SONNYS	SCW	GC	
24-J	TOP BRUSH WATER SOLENOID	24V		1P	1.2A			3/4"				SONNYS	SCW	GC	SCW	SONNYS	SCW	GC	

GC= GENERAL CONTRACTOR  
 SCW = SONNYS (CARWASH INSTALLER)  
 \* SOFT WATER LINE  
 \*\* R.O. WATER LINE  
 \*\*\* REJECT WATER LINE

**DISCLAIMER**  
 ALTHOUGH BUILDING CODES HAVE BEEN CONSIDERED IN DEVELOPING THIS DRAWING, VERIFICATION OF SITE SPECIFIC CONDITIONS AND COMPLIANCE WITH FEDERAL, STATE AND LOCAL BUILDING CODES IS THE EXCLUSIVE RESPONSIBILITY OF THE CUSTOMER AND/OR ARCHITECT AND ENGINEER. THESE DRAWINGS REFLECT REQUIREMENTS FOR SONNY'S FURNISHED EQUIPMENT ONLY UNLESS OTHERWISE NOTED. PLEASE REFER TO OTHER MANUFACTURERS, IF ANY, FOR THEIR EQUIPMENT REQUIREMENTS.

**CONFIDENTIAL WARNING:**  
 THIS SHEET CONTAINS AND CONSTITUTES CONFIDENTIAL INFORMATION, IMAGES AND TRADE SECRETS OF SONNY'S ENTERPRISES INC. ANY UNAUTHORIZED USE OR DISCLOSURE OF ANY OR PORTION THEREOF, IS STRICTLY PROHIBITED. THIS WORK IS THE EXCLUSIVE PROPERTY OF SONNY'S ENTERPRISES INC. ALL RIGHTS RESERVED.

**CWP-06370-B11-RAINFOREST-HATT.**

SCALE: N.T.S. LOCATION: LA

Sheet 04 Rev. -A-

EQUIPMENT LIST-2

DATE: 11.06.06  
 REVISION DATE: 07.22.13  
 CREATED BY: LV  
 REVISED BY: JCH  
 CHECKED BY: Luis V.



http://www.SonnysDirect.com

© 2013 SONNY'S ENTERPRISES, INC. 5605 Hiatus Road, Tamarac, FL. 33321 USA. TEL.800-327-8723

SOLENOID VOLTAGE = 24V

480V		EQUIPMENT LIST							RESPONSIBILITY MATRIX										
ITEM #	DESCRIPTION	ELECTRICAL					WATER	AIR	PLUMBING AND MECHANICAL WORK				ELECTRICAL WORK			REMARKS			
		VOLT	HP	PHASE	AMP	C.B.			M.S.	COLD	HOT	RECLAIM	FURN. BY:	ERECTED BY:	EQ. RM. PIPING:		TUNNEL. PIPING:	FURN. BY:	ERECTED BY:
25-4	BLOWER B&D TOP FRAME											SONNYS	SCW	N/A	SCW	SONNYS	SCW	N/A	
25-6	BUFF & DRY											SONNYS	SCW	N/A	N/A	SONNYS	SCW	N/A	
25-7	WRAP AROUND (MINIWRAP B&D)											SONNYS	SCW	N/A	SCW	SONNYS	SCW	N/A	
25-A	BLOWER MOTOR NO.1	480V	10HP	3P	11.9A	25	1					SONNYS	SCW	N/A	N/A	SONNYS	SCW	GC	
25-B	BLOWER MOTOR NO.2	480V	10HP	3P	11.9A	25	1					SONNYS	SCW	N/A	GC	SONNYS	SCW	GC	
25-C	BLOWER MOTOR NO.3	480V	10HP	3P	11.9A	25	1					SONNYS	SCW	N/A	GC	SONNYS	SCW	GC	
25-D	BLOWER MOTOR NO.4	480V	15HP	3P	17A	40	2					SONNYS	SCW	N/A	N/A	SONNYS	SCW	GC	
25-E	BLOWER MOTOR NO.5	480V	15HP	3P	17A	40	2					SONNYS	SCW	N/A	N/A	SONNYS	SCW	GC	
25-F	BLOWER MOTOR NO.6	480V	15HP	3P	17A	40	2					SONNYS	SCW	N/A	N/A	SONNYS	SCW	GC	
25-G	BLOWER MOTOR NO.7	480V	15HP	3P	17A	40	2					BY OTHERS	N/A	N/A	N/A	BY OTHERS	N/A	GC	
25-H	BLOWER MOTOR NO.8	480V	15HP	3P	17A	40	2					BY OTHERS	N/A	N/A	N/A	BY OTHERS	N/A	GC	
25-I	BLOWER MOTOR NO.9	480V	15HP	3P	17A	40	2					BY OTHERS	N/A	N/A	N/A	BY OTHERS	N/A	GC	
26-1	BLOWER GATOR (3)											SONNYS	SCW	N/A	N/A	SONNYS	SCW	N/A	
26-B	BLOWER (GATOR) SOLENOID (2)	24V		1P	.27A					1/2"		SONNYS	SCW	GC	SCW	SONNYS	SCW	GC	
26-C	TOP BRUSH MOTOR (B&D)	480V	1HP	3P	1.65A	15	00					SONNYS	SCW	N/A	N/A	SONNYS	SCW	GC	
26-D	TOP BRUSH RETRACT SOLENOID_B&D	24V		1P	.27A					1/2"		SONNYS	SCW	N/A	SCW	SONNYS	SCW	GC	
26-E	T_BRUSH BED RETRACT SOLENOID_B&D	24V		1P	.27A					1/2"		SONNYS	SCW	N/A	SCW	SONNYS	SCW	GC	
26-F	WRAP MOTOR _ B&D (DS)	480V	1HP	3P	1.65A	15	00					SONNYS	SCW	N/A	N/A	SONNYS	SCW	GC	
26-G	WRAP MOTOR _ B&D (PS)	480V	1HP	3P	1.65A	15	00					SONNYS	SCW	N/A	N/A	SONNYS	SCW	GC	
26-H	WRAP RETRACT SOLENOID (D.S.) (B&D)	24V		1P	.27A					1/2"		SONNYS	SCW	N/A	SCW	SONNYS	SCW	GC	
26-I	WRAP RETRACT SOLENOID (P.S.) (B&D)	24V		1P	.27A					1/2"		SONNYS	SCW	N/A	SCW	SONNYS	SCW	GC	
27-2	ULTRASOUND SENSOR	24V		1P								SONNYS	SCW	SCW	N/A	SONNYS	SCW	SCW	
27-A	REMOTE PULSE SWITCH	24V		1P								SONNYS	SCW	N/A	N/A	SONNYS	SCW	GC	IN SERIES WITH CONV. HYD. MTR.
27-B	U. SOUND SENSOR CONTROL BOX	120V		1P	.25A							SONNYS	GC	N/A	N/A	SONNYS	GC	GC	
29-2	LED LIGHT, PROGRAMMABLE (SIGN)	120V		1P	0.4A							SONNYS	SCW	N/A	N/A	SONNYS	SCW	GC	
29-2	LED LIGHT, PROGRAMMABLE (SIGN)	120V		1P	0.4A							SONNYS	SCW	N/A	N/A	SONNYS	SCW	GC	
29-2	LED LIGHT, PROGRAMMABLE (SIGN)	120V		1P	0.4A							SONNYS	SCW	N/A	N/A	SONNYS	SCW	GC	
29-E	T.S.A. (SIGN)	120V		1P	2.5A							BY OTHERS	N/A	N/A	N/A	BY OTHERS	N/A	GC	
30-C	(WAIT & GO) INSTRUCTIONAL SIGN	120V		1P	2.5A	20						BY OTHERS	N/A	N/A	N/A	BY OTHERS	N/A	GC	
30-E	ENTRANCE INSTRUCTIONAL CABINET	120V		1P		20						BY OTHERS	N/A	N/A	N/A	BY OTHERS	N/A	GC	
30-I	MENU 6'Hx3'W (3)	120V		1P		20						BY OTHERS	N/A	N/A	N/A	BY OTHERS	N/A	GC	
33-D	BOOSTER PUMP	480V		3P								BY OTHERS	N/A	N/A	N/A	BY OTHERS	N/A	GC	
33-D	BOOSTER PUMP	480V		3P								BY OTHERS	N/A	N/A	N/A	BY OTHERS	N/A	GC	
33-D	BOOSTER PUMP	480V		3P								BY OTHERS	N/A	N/A	N/A	BY OTHERS	N/A	GC	
33-F	CHEMICAL DISPENSER	24V		1P	1.2A					* 1"	1/2"	BY OTHERS	N/A	GC	N/A	BY OTHERS	N/A	GC	
33-F	CHEMICAL DISPENSER	24V		1P	1.2A					* 1"	1/2"	BY OTHERS	N/A	GC	N/A	BY OTHERS	N/A	GC	
33-F	CHEMICAL DISPENSER	24V		1P	1.2A					1"	1/2"	BY OTHERS	N/A	GC	N/A	BY OTHERS	N/A	GC	
37-H	VACUUM (25HP)	480V	25HP	3P	28A	60	2					SONNYS	SCW	N/A	GC	SONNYS	SCW	GC	STOP/START STATIONS BY OTHERS
37-H	VACUUM (25HP)	480V	25HP	3P	28A	60	2					SONNYS	SCW	N/A	GC	SONNYS	SCW	GC	STOP/START STATIONS BY OTHERS
40-C	CUSTOM ENTR. SIGN (GEARCH)											SONNYS	SCW	N/A	N/A	N/A	N/A	N/A	
42	SOL_CONTROL PANEL (RECLAIM)									1"		SONNYS	SCW	GC	SCW	SONNYS	SCW	N/A	
44	SOL_CONTROL PNL. (PNEUMATIC)										1"	SONNYS	SCW	GC	SCW	SONNYS	SCW	N/A	
44-A	SOL_CONTROL PNL. (PNEUMATIC)										1"	SONNYS	SCW	GC	SCW	SONNYS	SCW	N/A	

GC= GENERAL CONTRACTOR  
 SCW = SONNYS (CARWASH INSTALLER)  
 \* SOFT WATER LINE  
 \*\* R.O. WATER LINE  
 \*\*\* REJECT WATER LINE

**DISCLAIMER**  
 ALTHOUGH BUILDING CODES HAVE BEEN CONSIDERED IN DEVELOPING THIS DRAWING, VERIFICATION OF SITE SPECIFIC CONDITIONS AND COMPLIANCE WITH FEDERAL, STATE AND LOCAL BUILDING CODES IS THE EXCLUSIVE RESPONSIBILITY OF THE CUSTOMER AND/OR ARCHITECT AND ENGINEER. THESE DRAWINGS REFLECT REQUIREMENTS FOR SONNY'S FURNISHED EQUIPMENT ONLY UNLESS OTHERWISE NOTED. PLEASE REFER TO OTHER MANUFACTURERS, IF ANY, FOR THEIR EQUIPMENT REQUIREMENTS.

**CONFIDENTIAL WARNING:**  
 THIS SHEET CONTAINS AND CONSTITUTES CONFIDENTIAL INFORMATION, IMAGES AND TRADE SECRETS OF SONNY'S ENTERPRISES INC. ANY UNAUTHORIZED USE OR DISCLOSURE OF ANY OR PORTION THEREOF, IS STRICTLY PROHIBITED. THIS WORK IS THE EXCLUSIVE PROPERTY OF SONNY'S ENTERPRISES INC. ALL RIGHTS RESERVED.

**CWP-06370-B11-RAINFOREST-HATT.**

SCALE: N.T.S. LOCATION: LA

Sheet 05 Rev. -A-

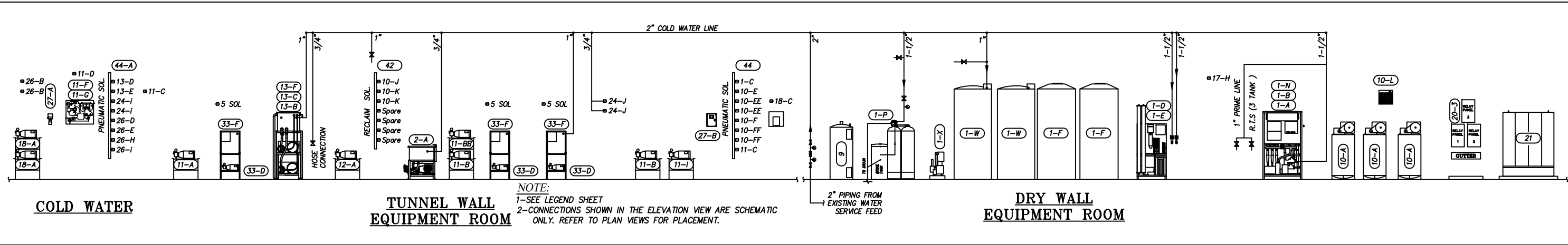
EQUIPMENT LIST-3

DATE: 11.06.06  
 REVISION DATE: 07.22.13  
 CREATED BY: LV  
 REVISED BY: JCH  
 CHECKED BY: Luis V.



http://www.SonnysDirect.com

© 2013 SONNY'S ENTERPRISES, INC. 5605 Hiatus Road, Tamarac, FL. 33321 USA. TEL.800-327-8723

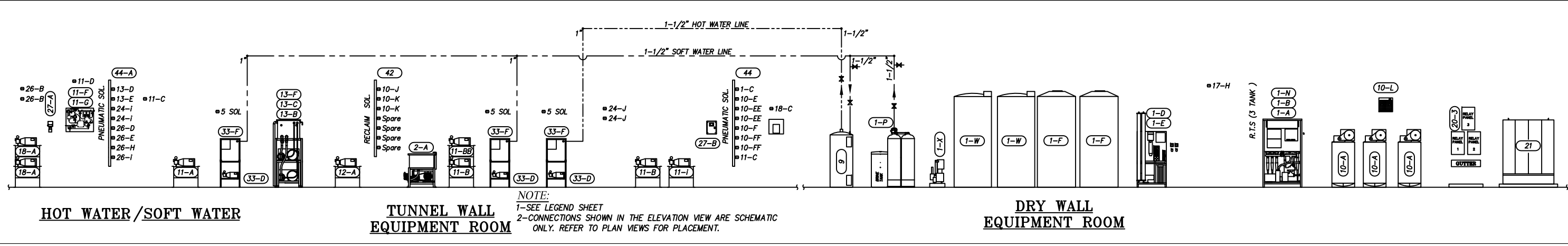


**COLD WATER**

**TUNNEL WALL EQUIPMENT ROOM**

**DRY WALL EQUIPMENT ROOM**

**NOTE:**  
 1-SEE LEGEND SHEET  
 2-CONNECTIONS SHOWN IN THE ELEVATION VIEW ARE SCHEMATIC ONLY. REFER TO PLAN VIEWS FOR PLACEMENT.

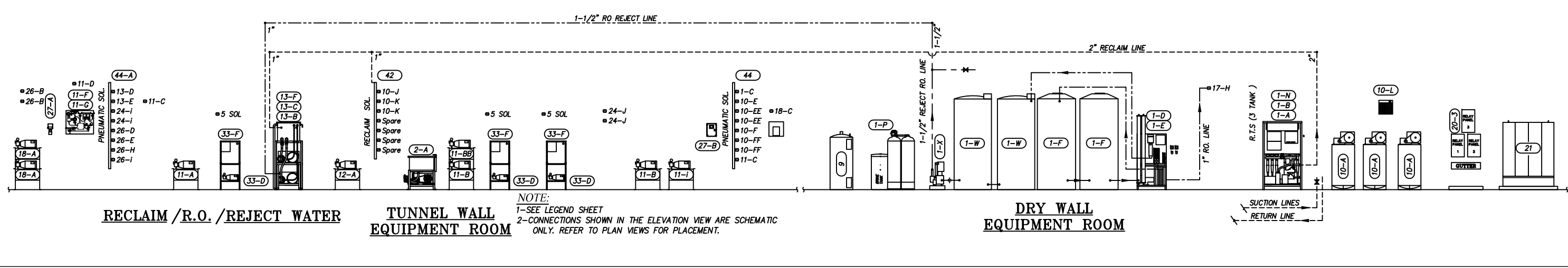


**HOT WATER/SOFT WATER**

**TUNNEL WALL EQUIPMENT ROOM**

**DRY WALL EQUIPMENT ROOM**

**NOTE:**  
 1-SEE LEGEND SHEET  
 2-CONNECTIONS SHOWN IN THE ELEVATION VIEW ARE SCHEMATIC ONLY. REFER TO PLAN VIEWS FOR PLACEMENT.

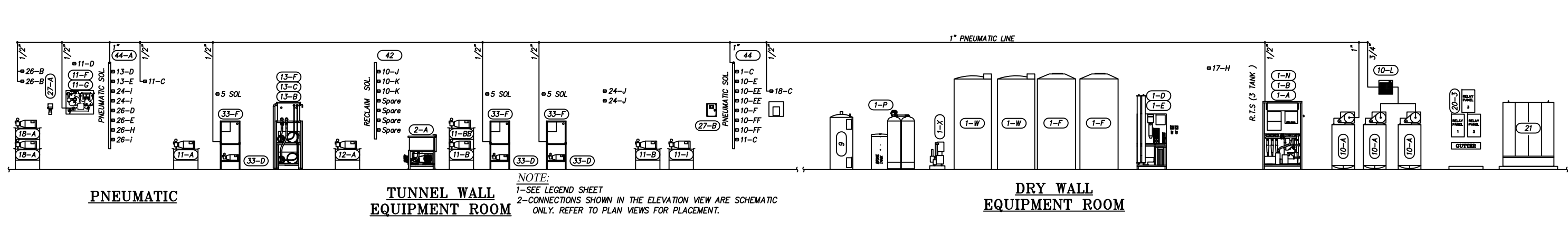


**RECLAIM /R.O. /REJECT WATER**

**TUNNEL WALL EQUIPMENT ROOM**

**DRY WALL EQUIPMENT ROOM**

**NOTE:**  
 1-SEE LEGEND SHEET  
 2-CONNECTIONS SHOWN IN THE ELEVATION VIEW ARE SCHEMATIC ONLY. REFER TO PLAN VIEWS FOR PLACEMENT.



**PNEUMATIC**

**TUNNEL WALL EQUIPMENT ROOM**

**DRY WALL EQUIPMENT ROOM**

**NOTE:**  
 1-SEE LEGEND SHEET  
 2-CONNECTIONS SHOWN IN THE ELEVATION VIEW ARE SCHEMATIC ONLY. REFER TO PLAN VIEWS FOR PLACEMENT.

**DISCLAIMER**  
 ALTHOUGH BUILDING CODES HAVE BEEN CONSIDERED IN DEVELOPING THIS DRAWING, VERIFICATION OF SITE SPECIFIC CONDITIONS AND COMPLIANCE WITH FEDERAL, STATE AND LOCAL BUILDING CODES IS THE EXCLUSIVE RESPONSIBILITY OF THE CUSTOMER AND/OR ARCHITECT AND ENGINEER. THESE DRAWINGS REFLECT REQUIREMENTS FOR SONNYS' FURNISHED EQUIPMENT ONLY UNLESS OTHERWISE NOTED. PLEASE REFER TO OTHER MANUFACTURERS, IF ANY, FOR THEIR EQUIPMENT REQUIREMENTS.

**CONFIDENTIAL WARNING:**  
 THIS SHEET CONTAINS AND CONSTITUTES CONFIDENTIAL INFORMATION, IMAGES AND TRADE SECRETS OF SONNYS' ENTERPRISES INC. ANY UNAUTHORIZED USE OR DISCLOSURE OF ANY OR PORTION THEREOF, IS STRICTLY PROHIBITED. THIS WORK IS THE EXCLUSIVE PROPERTY OF SONNYS' ENTERPRISES INC. ALL RIGHTS RESERVED.

**CWP-06370-B11-RAINFOREST-HATT.**

SCALE: N.T.S. LOCATION: LA

Sheet	Rev.
06	-A-

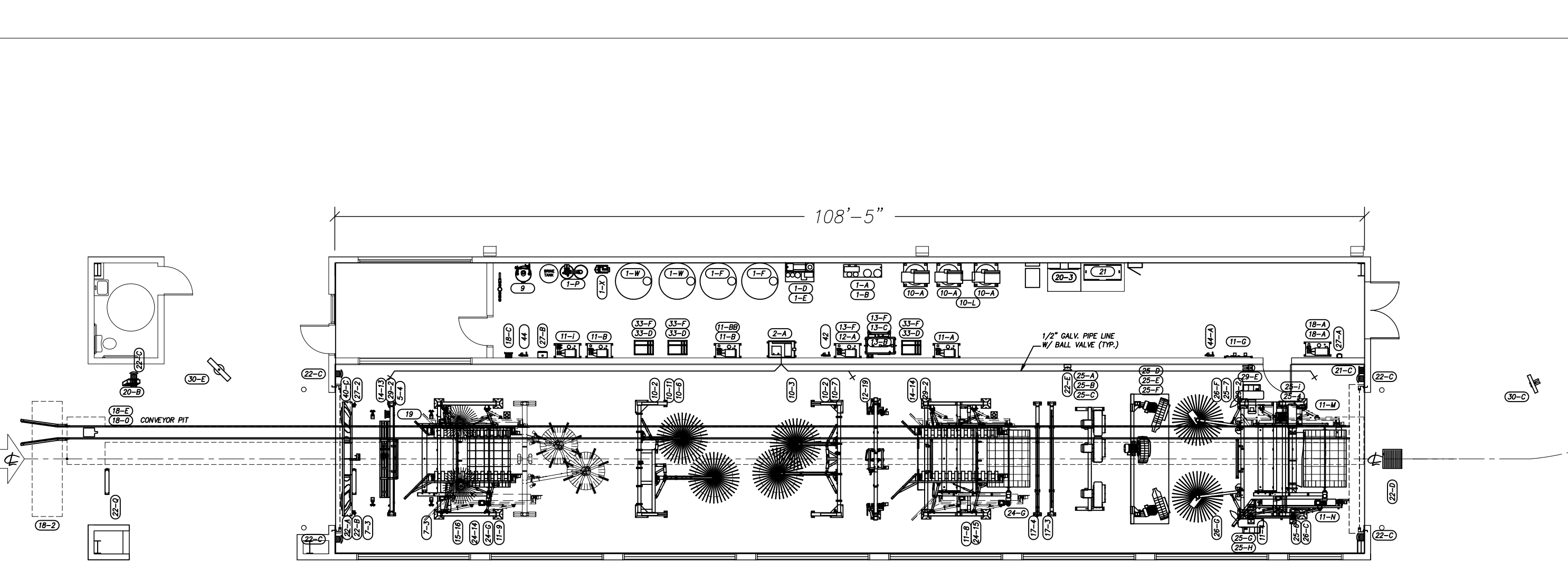
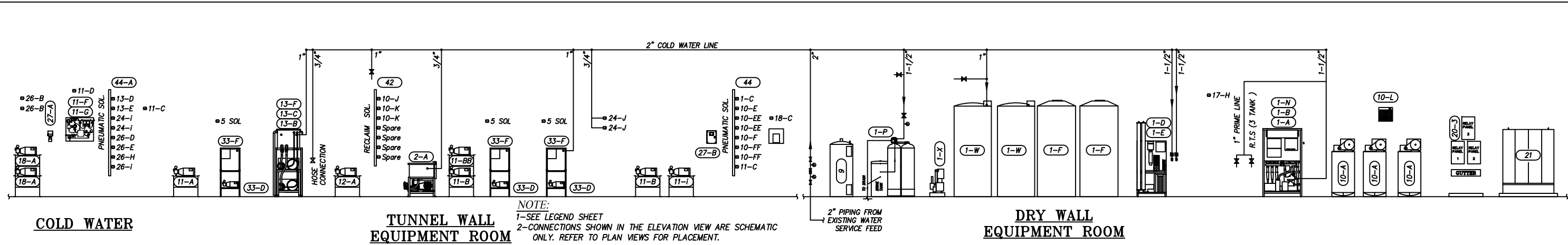
DATE:	11.06.06
REVISION DATE:	07.22.13
CREATED BY:	LV
REVISED BY:	JCH
CHECKED BY:	Luis V.

**SONNYS'**  
 THE CAR WASH FACTORY

http://www.SonnysDirect.com

PLUMBING; GC

© 2013 SONNYS' ENTERPRISES, INC. 5605 Hiatus Road, Tamarac, FL. 33321 USA. TEL.800-327-8723



NOT FOR CONSTRUCTION UNTIL APPROVED BELOW.

APPROVED BY: \_\_\_\_\_ DATE: \_\_\_\_\_

**DISCLAIMER**  
 ALTHOUGH BUILDING CODES HAVE BEEN CONSIDERED IN DEVELOPING THIS DRAWING, VERIFICATION OF SITE SPECIFIC CONDITIONS AND COMPLIANCE WITH FEDERAL, STATE AND LOCAL BUILDING CODES IS THE EXCLUSIVE RESPONSIBILITY OF THE CUSTOMER AND/OR ARCHITECT AND ENGINEER. THESE DRAWINGS REFLECT REQUIREMENTS FOR SONNY'S FURNISHED EQUIPMENT ONLY UNLESS OTHERWISE NOTED. PLEASE REFER TO OTHER MANUFACTURERS, IF ANY, FOR THEIR EQUIPMENT REQUIREMENTS.

**CONFIDENTIAL WARNING:**  
 THIS SHEET CONTAINS AND CONSTITUTES CONFIDENTIAL INFORMATION, IMAGES AND TRADE SECRETS OF SONNY'S ENTERPRISES INC. ANY UNAUTHORIZED USE OR DISCLOSURE OF ANY OR PORTION THEREOF, IS STRICTLY PROHIBITED. THIS WORK IS THE EXCLUSIVE PROPERTY OF SONNY'S ENTERPRISES INC. ALL RIGHTS RESERVED.

**CWP-06370-B11-RAINFOREST-HATT.**

SCALE: 3/32"=1' LOCATION: LA

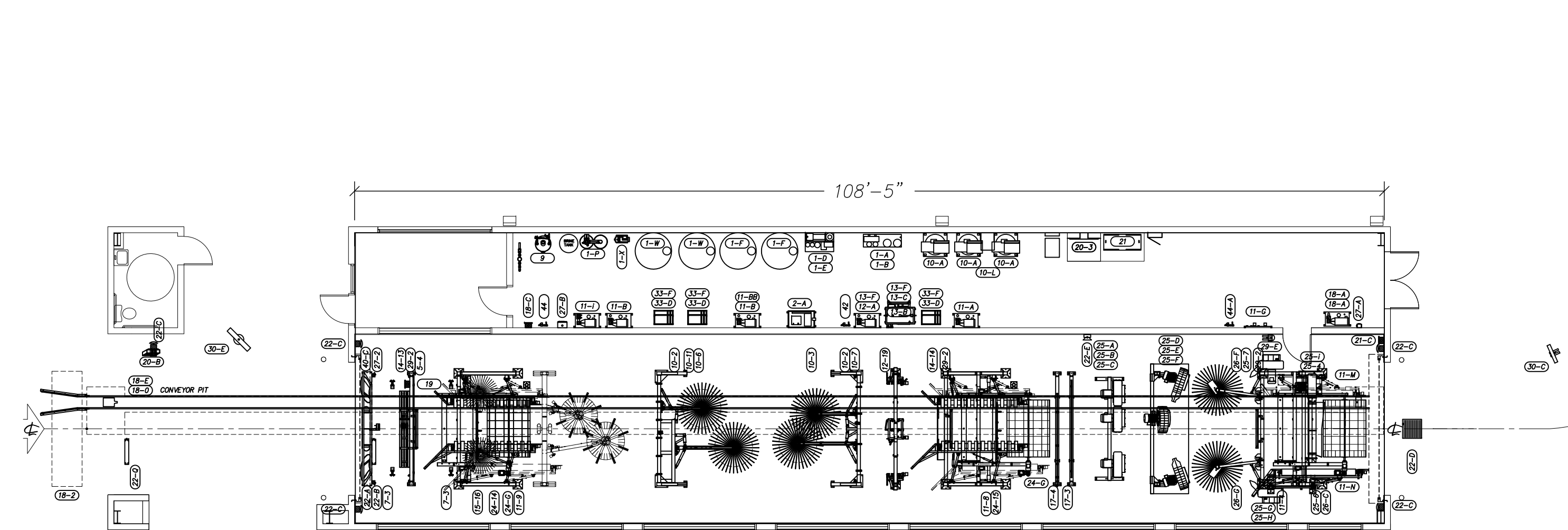
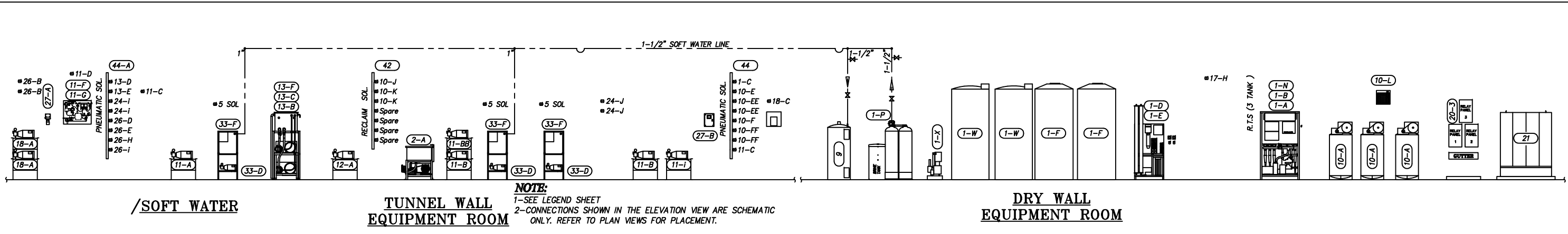
Sheet	Rev.
07	-A-

DATE: 11.06.06  
 REVISION DATE: 07.22.13  
 CREATED BY: LV  
 REVISED BY: JCH  
 CHECKED BY: Luis V.



COLD WATER; GC

© 2013 SONNY'S ENTERPRISES, INC. 5605 Hiatus Road, Tamarac, FL. 33321 USA. TEL.800-327-8723



NOT FOR CONSTRUCTION UNTIL APPROVED BELOW.

APPROVED BY. \_\_\_\_\_ DATE \_\_\_\_\_

**DISCLAIMER**  
 ALTHOUGH BUILDING CODES HAVE BEEN CONSIDERED IN DEVELOPING THIS DRAWING, VERIFICATION OF SITE SPECIFIC CONDITIONS AND COMPLIANCE WITH FEDERAL, STATE AND LOCAL BUILDING CODES IS THE EXCLUSIVE RESPONSIBILITY OF THE CUSTOMER AND/OR ARCHITECT AND ENGINEER. THESE DRAWINGS REFLECT REQUIREMENTS FOR SONNY'S FURNISHED EQUIPMENT ONLY UNLESS OTHERWISE NOTED. PLEASE REFER TO OTHER MANUFACTURERS, IF ANY, FOR THEIR EQUIPMENT REQUIREMENTS.

**CONFIDENTIAL WARNING:**  
 THIS SHEET CONTAINS AND CONSTITUTES CONFIDENTIAL INFORMATION, IMAGES AND TRADE SECRETS OF SONNY'S ENTERPRISES INC. ANY UNAUTHORIZED USE OR DISCLOSURE OF ANY OR PORTION THEREOF, IS STRICTLY PROHIBITED. THIS WORK IS THE EXCLUSIVE PROPERTY OF SONNY'S ENTERPRISES INC. ALL RIGHTS RESERVED.

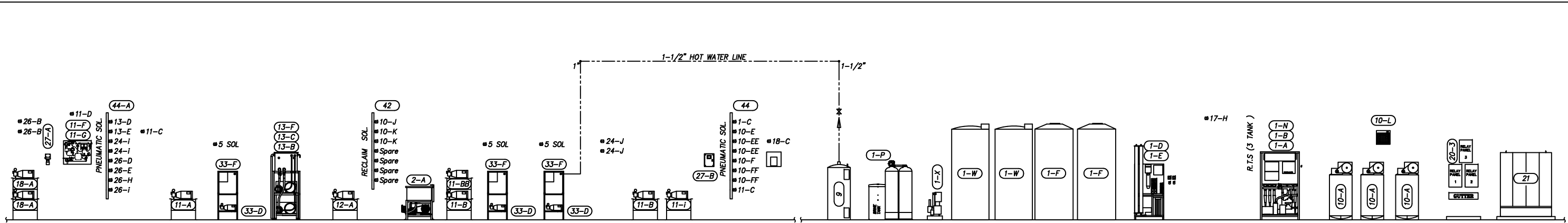
**CWP-06370-B11-RAINFOREST-HATT.**  
 SCALE: 3/32"=1' LOCATION: LA

Sheet Rev.  
 07A -A-

DATE:	11.06.06
REVISION DATE:	07.22.13
CREATED BY:	LV
REVISED BY:	JCH
CHECKED BY:	Luis V.

**SONNY'S**  
 THE CAR WASH FACTORY  
<http://www.SonnysDirect.com>

SOFT WATER; GC  
 © 2013 SONNY'S ENTERPRISES, INC. 5605 Hiatus Road, Tamarac, FL. 33321 USA. TEL.800-327-8723

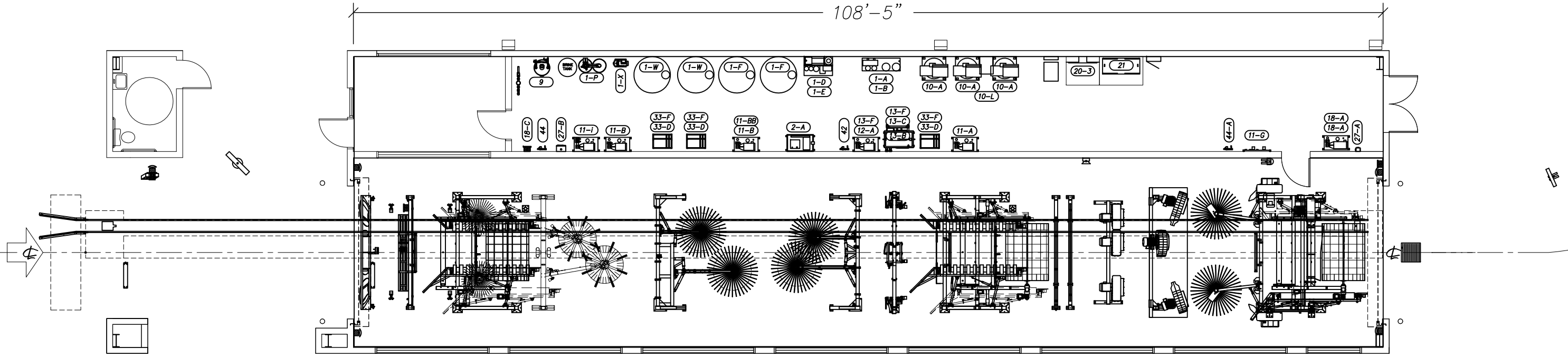


**HOT WATER**

**TUNNEL WALL EQUIPMENT ROOM**

**DRY WALL EQUIPMENT ROOM**

**NOTE:**  
 1-SEE LEGEND SHEET  
 2-CONNECTIONS SHOWN IN THE ELEVATION VIEW ARE SCHEMATIC ONLY. REFER TO PLAN VIEWS FOR PLACEMENT.



NOT FOR CONSTRUCTION UNTIL APPROVED BELOW.  
 \_\_\_\_\_  
 APPROVED BY. DATE

**DISCLAIMER**  
 ALTHOUGH BUILDING CODES HAVE BEEN CONSIDERED IN DEVELOPING THIS DRAWING, VERIFICATION OF SITE SPECIFIC CONDITIONS AND COMPLIANCE WITH FEDERAL, STATE AND LOCAL BUILDING CODES IS THE EXCLUSIVE RESPONSIBILITY OF THE CUSTOMER AND/OR ARCHITECT AND ENGINEER. THESE DRAWINGS REFLECT REQUIREMENTS FOR SONNY'S FURNISHED EQUIPMENT ONLY UNLESS OTHERWISE NOTED. PLEASE REFER TO OTHER MANUFACTURERS, IF ANY, FOR THEIR EQUIPMENT REQUIREMENTS.

**CONFIDENTIAL WARNING:**  
 THIS SHEET CONTAINS AND CONSTITUTES CONFIDENTIAL INFORMATION, IMAGES AND TRADE SECRETS OF SONNY'S ENTERPRISES INC. ANY UNAUTHORIZED USE OR DISCLOSURE OF ANY OR PORTION THEREOF, IS STRICTLY PROHIBITED. THIS WORK IS THE EXCLUSIVE PROPERTY OF SONNY'S ENTERPRISES INC. ALL RIGHTS RESERVED.

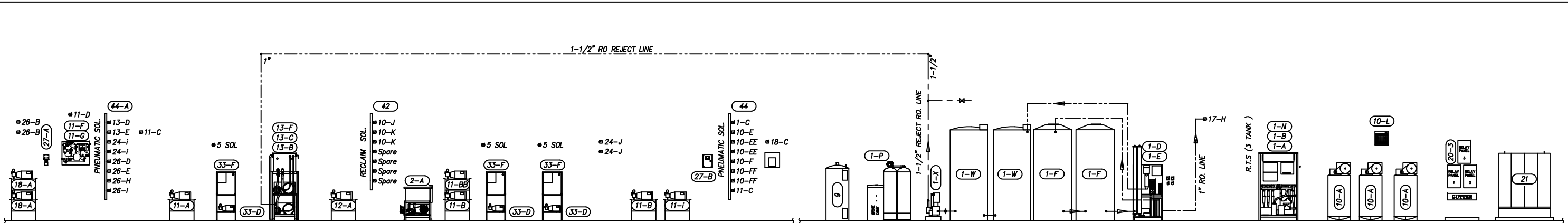
**CWP-06370-B11-RAINFOREST-HATT.**  
 SCALE: 3/32"=1' LOCATION: LA

Sheet Rev.  
 07B -A-

DATE:	11.06.06
REVISION DATE:	07.22.13
CREATED BY:	LV
REVISED BY:	JCH
CHECKED BY:	Luis V.

**SONNY'S**  
 THE CAR WASH FACTORY  
  
<http://www.SonnysDirect.com>

HOT WATER; GC  
 © 2013 SONNY'S ENTERPRISES, INC. 5605 Hiatus Road, Tamarac, FL. 33321 USA. TEL.800-327-8723

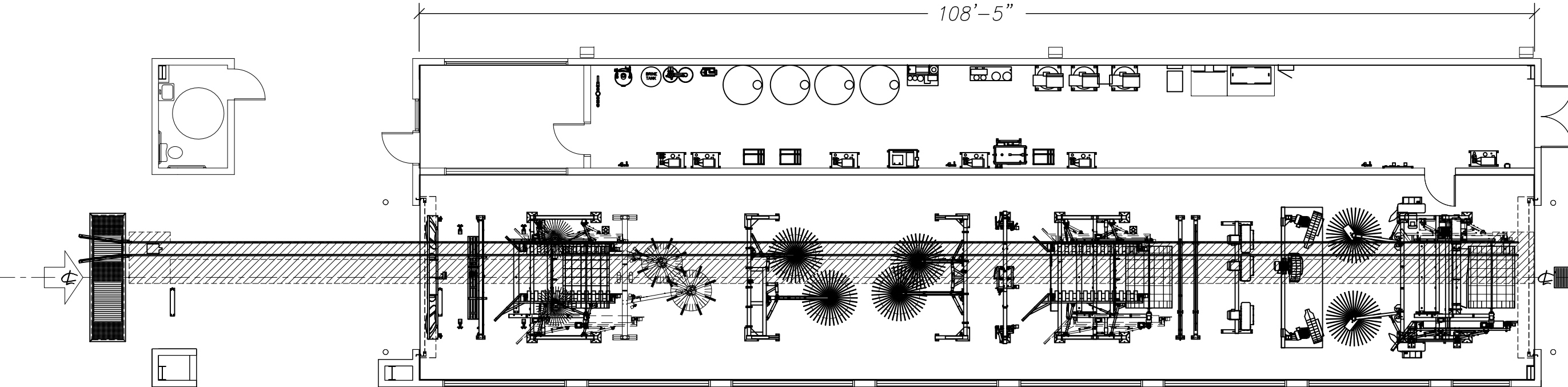


/R.O. /REJECT WATER

TUNNEL WALL EQUIPMENT ROOM

**NOTE:**  
 1-SEE LEGEND SHEET  
 2-CONNECTIONS SHOWN IN THE ELEVATION VIEW ARE SCHEMATIC ONLY. REFER TO PLAN VIEWS FOR PLACEMENT.

DRY WALL EQUIPMENT ROOM



NOT FOR CONSTRUCTION UNTIL APPROVED BELOW.  
 \_\_\_\_\_  
 APPROVED BY. DATE

**DISCLAIMER**  
 ALTHOUGH BUILDING CODES HAVE BEEN CONSIDERED IN DEVELOPING THIS DRAWING, VERIFICATION OF SITE SPECIFIC CONDITIONS AND COMPLIANCE WITH FEDERAL, STATE AND LOCAL BUILDING CODES IS THE EXCLUSIVE RESPONSIBILITY OF THE CUSTOMER AND/OR ARCHITECT AND ENGINEER. THESE DRAWINGS REFLECT REQUIREMENTS FOR SONNY'S FURNISHED EQUIPMENT ONLY UNLESS OTHERWISE NOTED. PLEASE REFER TO OTHER MANUFACTURERS, IF ANY, FOR THEIR EQUIPMENT REQUIREMENTS.

**CONFIDENTIAL WARNING:**  
 THIS SHEET CONTAINS AND CONSTITUTES CONFIDENTIAL INFORMATION, IMAGES AND TRADE SECRETS OF SONNY'S ENTERPRISES INC. ANY UNAUTHORIZED USE OR DISCLOSURE OF ANY OR PORTION THEREOF, IS STRICTLY PROHIBITED. THIS WORK IS THE EXCLUSIVE PROPERTY OF SONNY'S ENTERPRISES INC. ALL RIGHTS RESERVED.

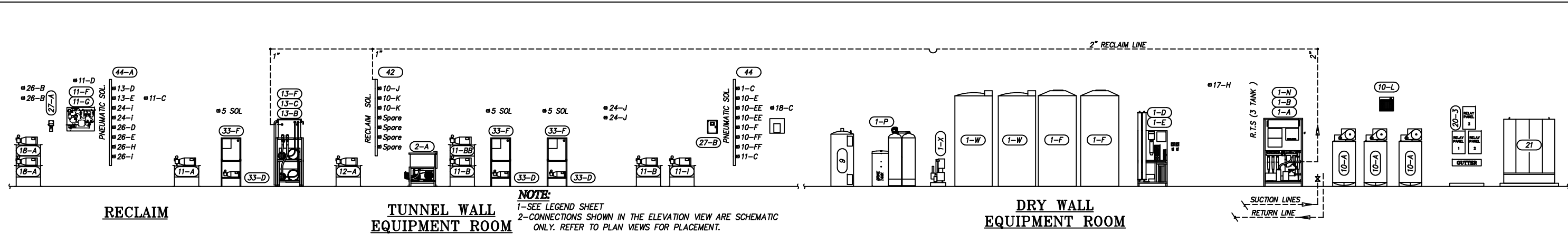
**CWP-06370-B11-RAINFOREST-HATT.**  
 SCALE: 3/32"=1' LOCATION: LA

Sheet 08 Rev. -A-

DATE:	11.06.06
REVISION DATE:	07.22.13
CREATED BY:	LV
REVISED BY:	JCH
CHECKED BY:	Luis V.

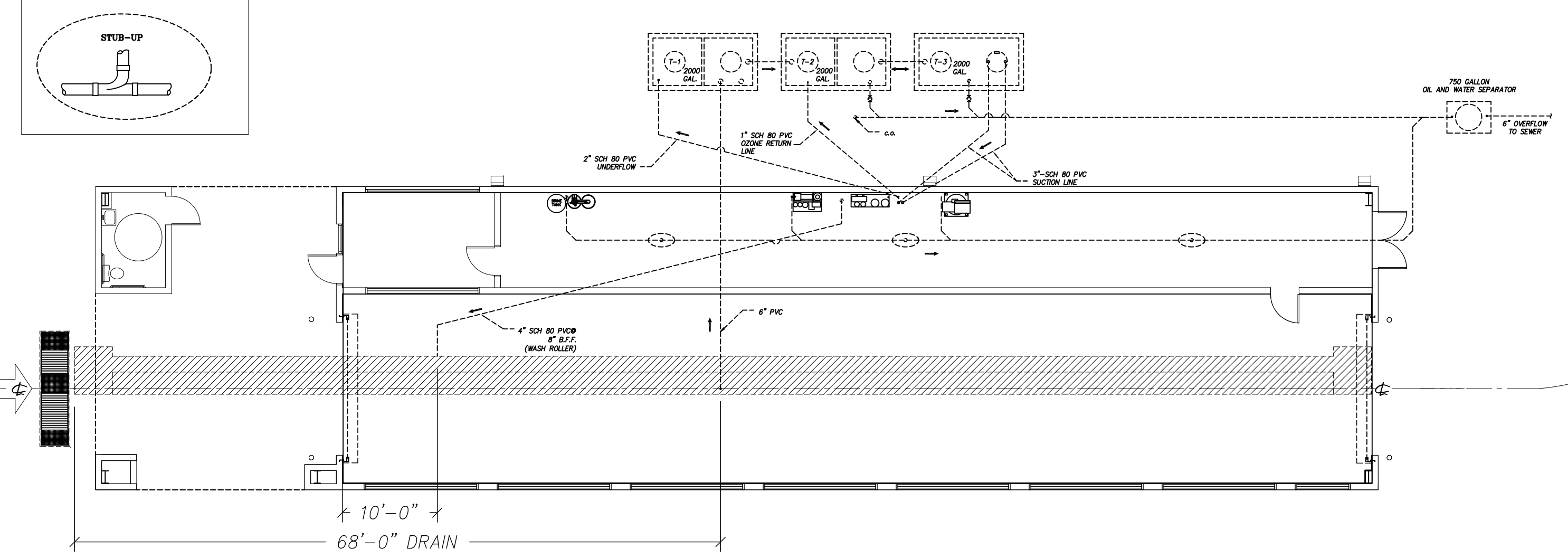
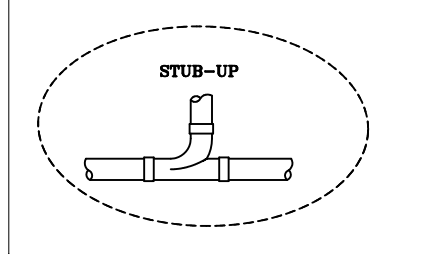
**SONNY'S**  
 THE CAR WASH FACTORY  
<http://www.SonnysDirect.com>

R.O. WATER; GC  
 © 2013 SONNY'S ENTERPRISES, INC. 5605 Hiatus Road, Tamarac, FL. 33321 USA. TEL.800-327-8723



**NOTE:**  
 1-SEE LEGEND SHEET  
 2-CONNECTIONS SHOWN IN THE ELEVATION VIEW ARE SCHEMATIC ONLY. REFER TO PLAN VIEWS FOR PLACEMENT.

DATE:	11.06.06
REVISION DATE:	07.22.13
CREATED BY:	LV
REVISED BY:	JCH
CHECKED BY:	Luis V.



NOT FOR CONSTRUCTION UNTIL APPROVED BELOW.  
 \_\_\_\_\_  
 APPROVED BY. DATE

**DISCLAIMER**  
 ALTHOUGH BUILDING CODES HAVE BEEN CONSIDERED IN DEVELOPING THIS DRAWING, VERIFICATION OF SITE SPECIFIC CONDITIONS AND COMPLIANCE WITH FEDERAL, STATE AND LOCAL BUILDING CODES IS THE EXCLUSIVE RESPONSIBILITY OF THE CUSTOMER AND/OR ARCHITECT AND ENGINEER. THESE DRAWINGS REFLECT REQUIREMENTS FOR SONNY'S FURNISHED EQUIPMENT ONLY UNLESS OTHERWISE NOTED. PLEASE REFER TO OTHER MANUFACTURERS, IF ANY, FOR THEIR EQUIPMENT REQUIREMENTS.

**CONFIDENTIAL WARNING:**  
 THIS SHEET CONTAINS AND CONSTITUTES CONFIDENTIAL INFORMATION, IMAGES AND TRADE SECRETS OF SONNY'S ENTERPRISES INC. ANY UNAUTHORIZED USE OR DISCLOSURE OF ANY OR PORTION THEREOF, IS STRICTLY PROHIBITED. THIS WORK IS THE EXCLUSIVE PROPERTY OF SONNY'S ENTERPRISES INC. ALL RIGHTS RESERVED.

**CWP-06370-B11-RAINFOREST-HATT.**

SCALE: 3/32"=1' LOCATION: LA

Sheet	Rev.
09	-A-

**SONNY'S**  
 THE CAR WASH FACTORY

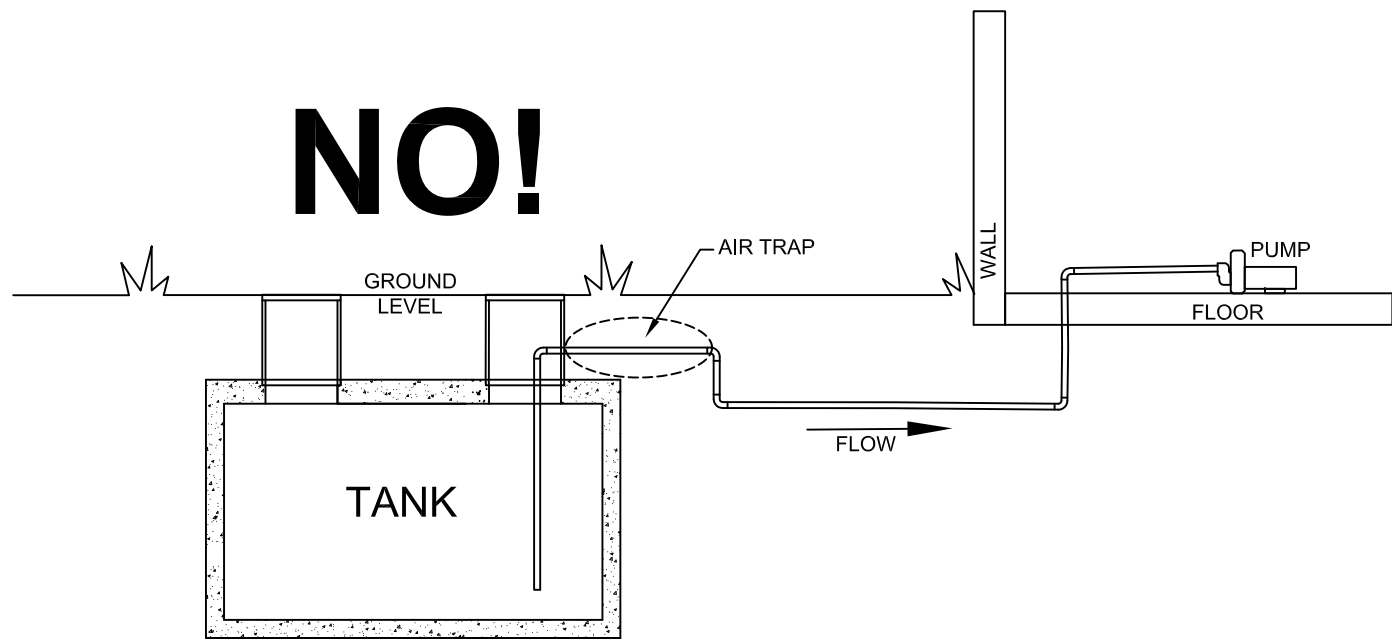
http://www.SonnysDirect.com

RECLAIM WATER; GC

© 2013 SONNY'S ENTERPRISES, INC. 5605 Hiatus Road, Tamarac, FL. 33321 USA. TEL.800-327-8723



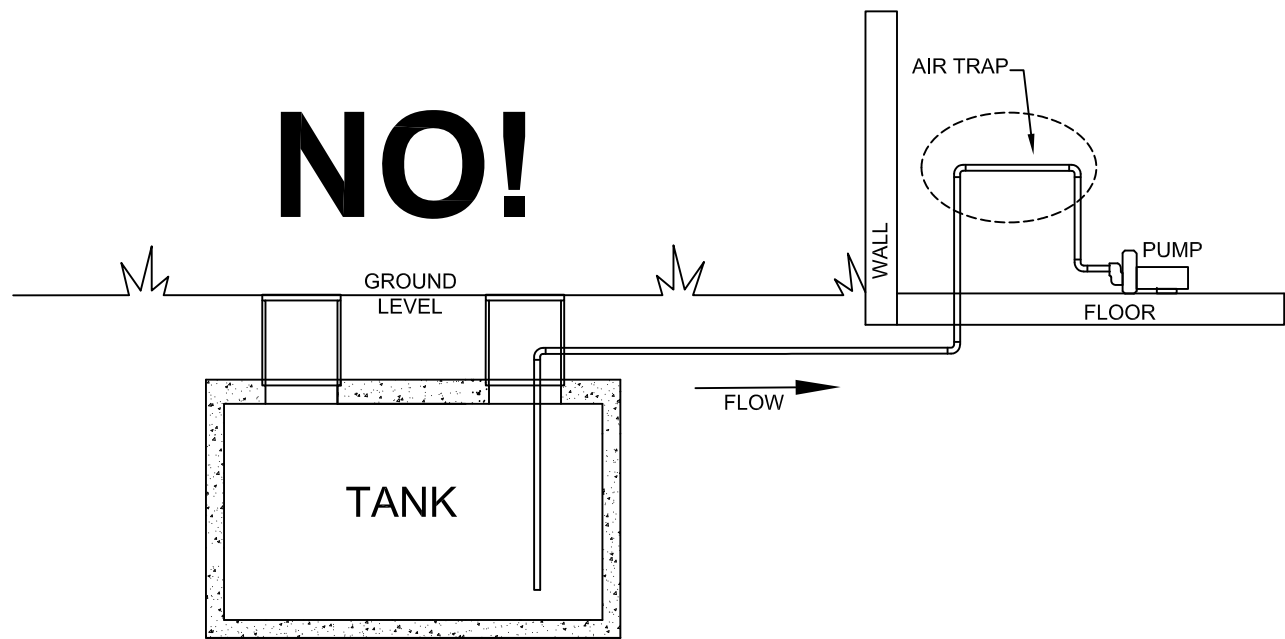
# NO!



### BELOW GROUND TANKS

ALL suction lines must NEVER slope down and then back up again (Air Trap).

# NO!



### BELOW GROUND TANKS

ALL suction lines must NEVER slope up and then back down again (Air Trap).

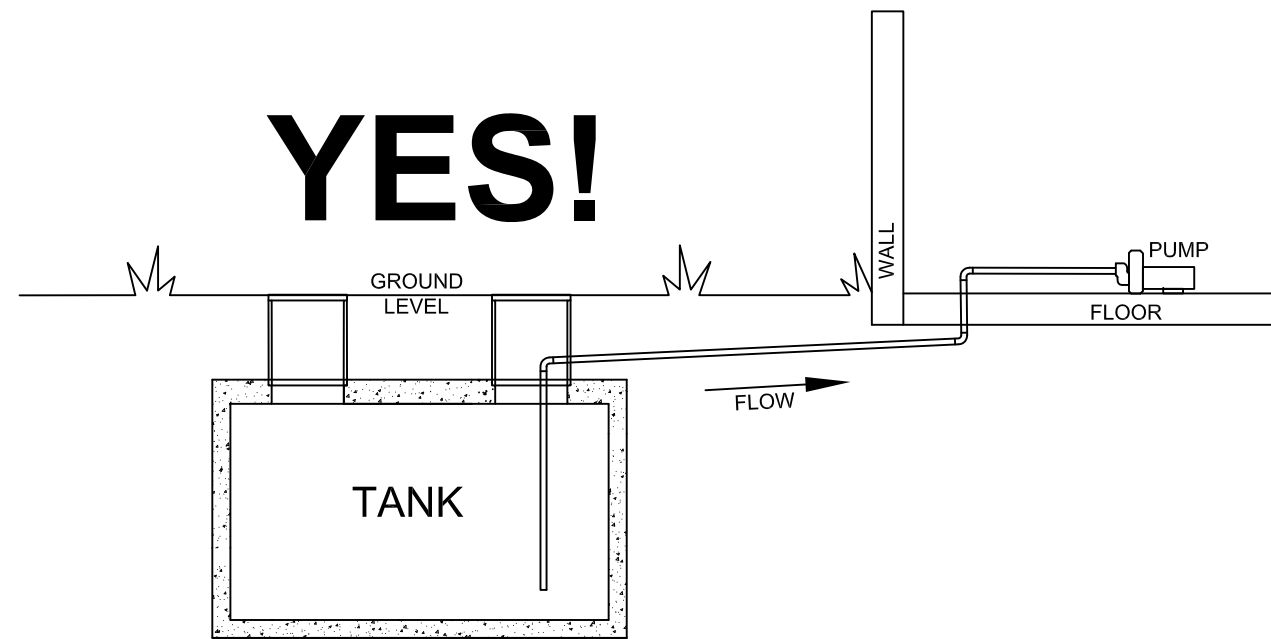
ANY QUESTIONS CONTACT SONNY'S

NOT FOR CONSTRUCTION UNTIL APPROVED BELOW.

APPROVED BY. \_\_\_\_\_

DATE \_\_\_\_\_

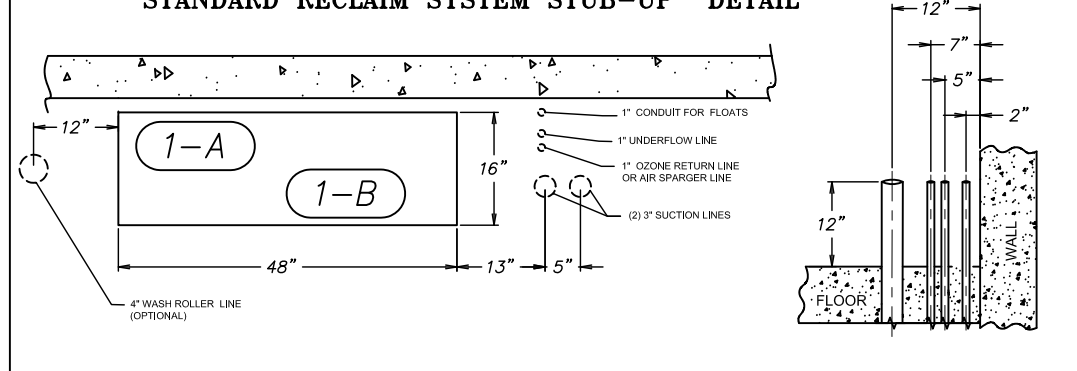
# YES!



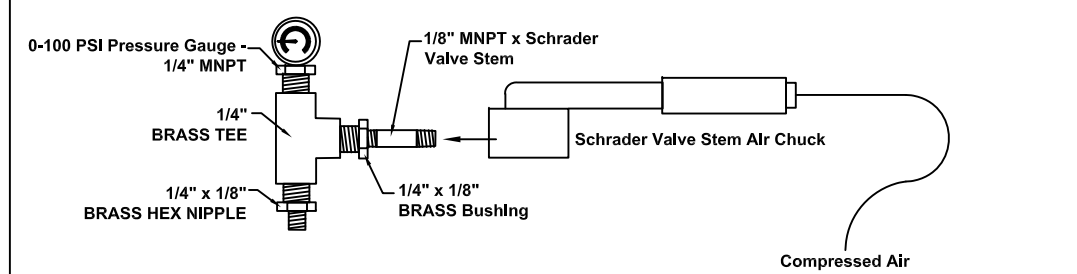
### BELOW GROUND TANKS

ALL suction lines require a continuous upward slope to the Equipment Room.

### STANDARD RECLAIM SYSTEM STUB-UP DETAIL



### PRESSURE TESTING PUMP SUCTION LINES



DATE:	11.06.06
REVISION DATE:	07.22.13
CREATED BY:	LV
REVISED BY:	JCH
CHECKED BY:	Luis V.

**SONNY'S**  
THE CAR WASH FACTORY

http://www.SonnysDirect.com

RECLAIM SYSTEM; GC

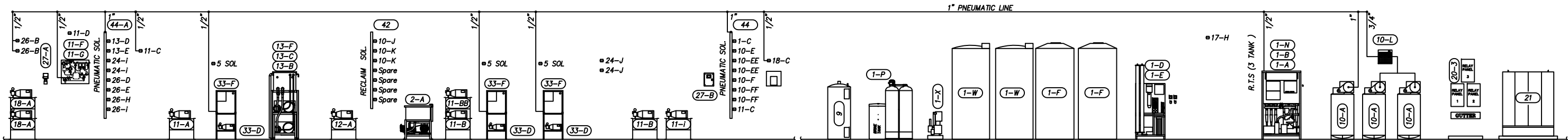
© 2013 SONNY'S ENTERPRISES, INC. 5605 Hiatus Road, Tamarac, FL 33321 USA. TEL. 800-327-8723

**DISCLAIMER**  
ALTHOUGH BUILDING CODES HAVE BEEN CONSIDERED IN DEVELOPING THIS DRAWING, VERIFICATION OF SITE SPECIFIC CONDITIONS AND COMPLIANCE WITH FEDERAL, STATE AND LOCAL BUILDING CODES IS THE EXCLUSIVE RESPONSIBILITY OF THE CUSTOMER AND/OR ARCHITECT AND ENGINEER. THESE DRAWINGS REFLECT REQUIREMENTS FOR SONNY'S FURNISHED EQUIPMENT ONLY UNLESS OTHERWISE NOTED. PLEASE REFER TO OTHER MANUFACTURERS, IF ANY, FOR THEIR EQUIPMENT REQUIREMENTS.

**CONFIDENTIAL WARNING:**  
THIS SHEET CONTAINS AND CONSTITUTES CONFIDENTIAL INFORMATION, IMAGES AND TRADE SECRETS OF SONNY'S ENTERPRISES INC. ANY UNAUTHORIZED USE OR DISCLOSURE OF ANY OR PORTION THEREOF, IS STRICTLY PROHIBITED. THIS WORK IS THE EXCLUSIVE PROPERTY OF SONNY'S ENTERPRISES INC. ALL RIGHTS RESERVED.

**CWP-06370-B11-RAINFOREST-HATT.**  
SCALE: N.T.S. LOCATION: LA

Sheet	Rev.
10A	-A-

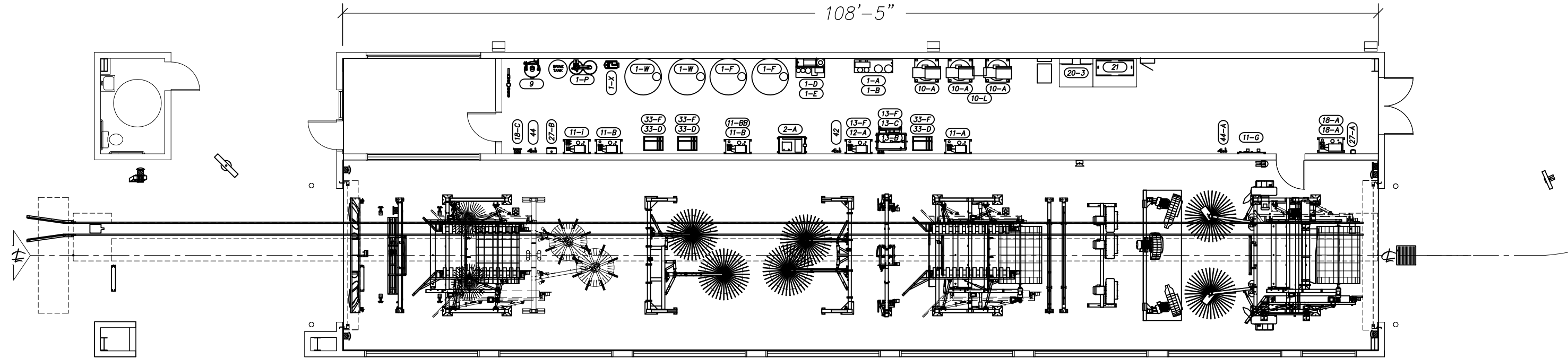


**PNEUMATIC**

**TUNNEL WALL  
EQUIPMENT ROOM**

**NOTE:**  
1-SEE LEGEND SHEET  
2-CONNECTIONS SHOWN IN THE ELEVATION VIEW ARE SCHEMATIC ONLY. REFER TO PLAN VIEWS FOR PLACEMENT.

**DRY WALL  
EQUIPMENT ROOM**



NOT FOR CONSTRUCTION UNTIL APPROVED BELOW.

APPROVED BY: \_\_\_\_\_ DATE: \_\_\_\_\_

**DISCLAIMER**  
ALTHOUGH BUILDING CODES HAVE BEEN CONSIDERED IN DEVELOPING THIS DRAWING, VERIFICATION OF SITE SPECIFIC CONDITIONS AND COMPLIANCE WITH FEDERAL, STATE AND LOCAL BUILDING CODES IS THE EXCLUSIVE RESPONSIBILITY OF THE CUSTOMER AND/OR ARCHITECT AND ENGINEER. THESE DRAWINGS REFLECT REQUIREMENTS FOR SONNYS'S FURNISHED EQUIPMENT ONLY UNLESS OTHERWISE NOTED. PLEASE REFER TO OTHER MANUFACTURERS, IF ANY, FOR THEIR EQUIPMENT REQUIREMENTS.

**CONFIDENTIAL WARNING:**  
THIS SHEET CONTAINS AND CONSTITUTES CONFIDENTIAL INFORMATION, IMAGES AND TRADE SECRETS OF SONNYS'S ENTERPRISES INC. ANY UNAUTHORIZED USE OR DISCLOSURE OF ANY OR PORTION THEREOF, IS STRICTLY PROHIBITED. THIS WORK IS THE EXCLUSIVE PROPERTY OF SONNYS'S ENTERPRISES INC. ALL RIGHTS RESERVED.

**CWP-06370-B11-RAINFOREST-HATT.**

SCALE: 3/32"=1' LOCATION: LA

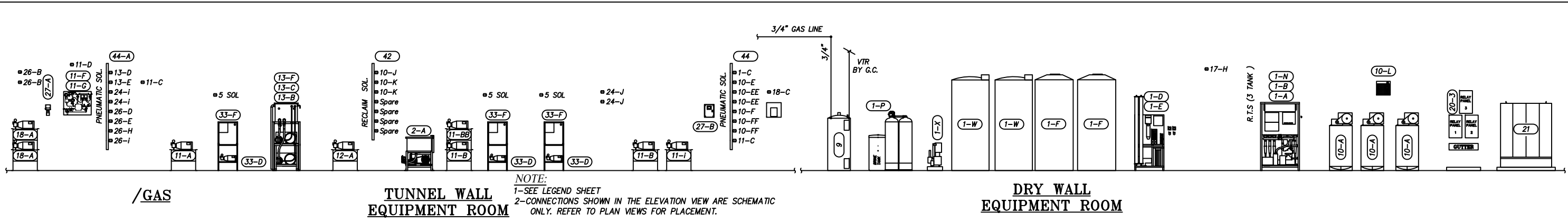
Sheet 11 Rev. -A-

DATE: 11.06.06  
REVISION DATE: 07.22.13  
CREATED BY: LV  
REVISED BY: JCH  
CHECKED BY: Luis V.



PNEUMATIC; GC

© 2013 SONNYS'S ENTERPRISES, INC. 5605 Hiatus Road, Tamarac, FL. 33321 USA. TEL.800-327-8723

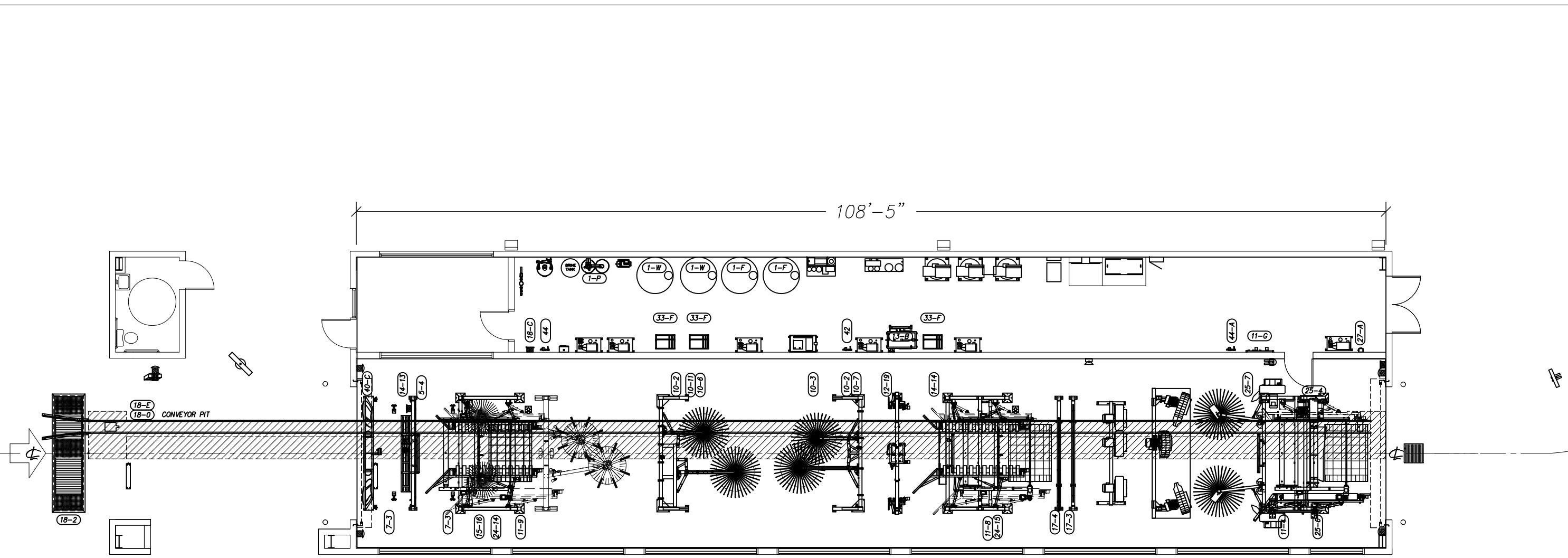


/GAS

**TUNNEL WALL  
EQUIPMENT ROOM**

NOTE:  
1-SEE LEGEND SHEET  
2-CONNECTIONS SHOWN IN THE ELEVATION VIEW ARE SCHEMATIC ONLY. REFER TO PLAN VIEWS FOR PLACEMENT.

**DRY WALL  
EQUIPMENT ROOM**



NOT FOR CONSTRUCTION UNTIL APPROVED BELOW.

APPROVED BY. \_\_\_\_\_ DATE \_\_\_\_\_

**DISCLAIMER**  
ALTHOUGH BUILDING CODES HAVE BEEN CONSIDERED IN DEVELOPING THIS DRAWING, VERIFICATION OF SITE SPECIFIC CONDITIONS AND COMPLIANCE WITH FEDERAL, STATE AND LOCAL BUILDING CODES IS THE EXCLUSIVE RESPONSIBILITY OF THE CUSTOMER AND/OR ARCHITECT AND ENGINEER. THESE DRAWINGS REFLECT REQUIREMENTS FOR SONNY'S FURNISHED EQUIPMENT ONLY UNLESS OTHERWISE NOTED. PLEASE REFER TO OTHER MANUFACTURERS, IF ANY, FOR THEIR EQUIPMENT REQUIREMENTS.

**CONFIDENTIAL WARNING:**  
THIS SHEET CONTAINS AND CONSTITUTES CONFIDENTIAL INFORMATION, IMAGES AND TRADE SECRETS OF SONNY'S ENTERPRISES INC. ANY UNAUTHORIZED USE OR DISCLOSURE OF ANY OR PORTION THEREOF, IS STRICTLY PROHIBITED. THIS WORK IS THE EXCLUSIVE PROPERTY OF SONNY'S ENTERPRISES INC. ALL RIGHTS RESERVED.

**CWP-06370-B11-RAINFOREST-HATT.**

SCALE: 3/32"=1' LOCATION: LA

Sheet	Rev.
12	-A-

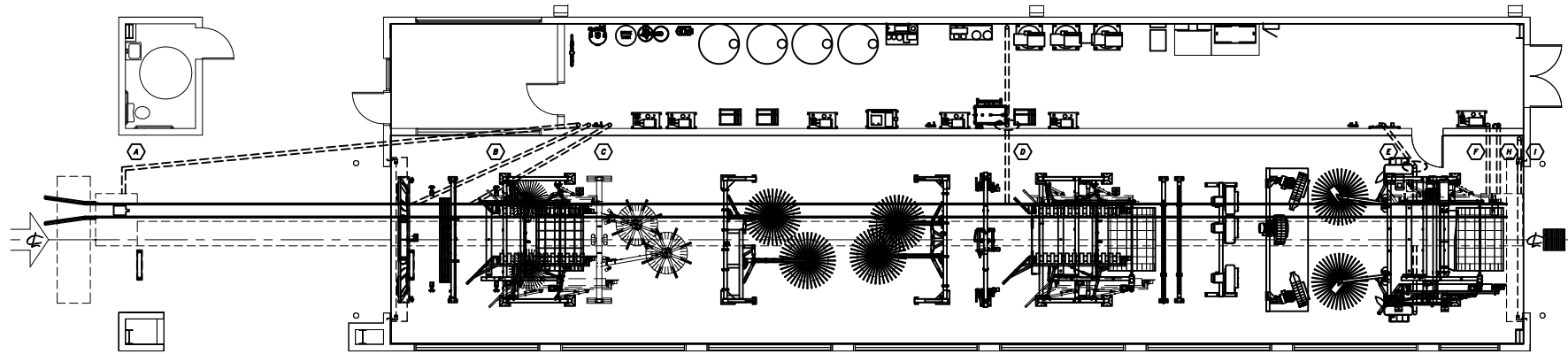
DATE:	11.06.06
REVISION DATE:	07.22.13
CREATED BY:	LV
REVISED BY:	JCH
CHECKED BY:	Luis V.

**SONNY'S**  
THE CAR WASH FACTORY

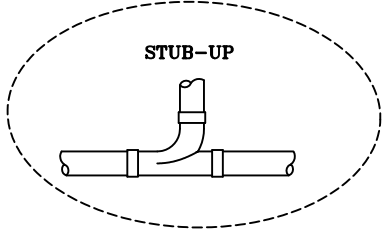
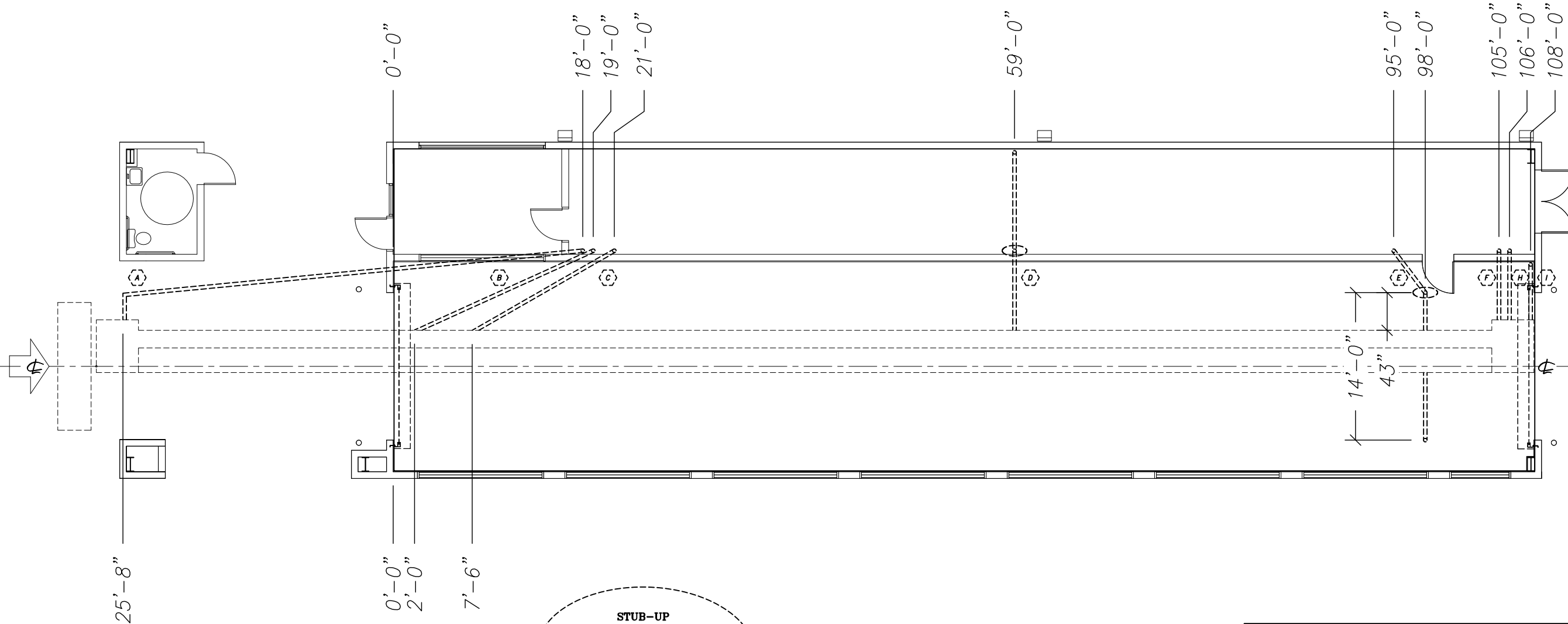
http://www.SonnysDirect.com

GAS / VTR; GC

© 2013 SONNY'S ENTERPRISES, INC. 5605 Hiatus Road, Tamarac, FL. 33321 USA. TEL.800-327-8723



NO.	CHASEWAY SCHEDULE		
A	4" PVC PIPE	ROLLER UP	PNEUMATIC
B	4" PVC PIPE	FLOOR SWITCH	ELECTRIC
C	4" PVC PIPE	CTA	CHEMICAL DISTRIBUTION
D	4" PVC PIPE	SPARE	
E	4" PVC PIPE	TSA	CHEMICAL
F	4" PVC PIPE	CONVEYOR	HYDRAULIC
G	4" PVC PIPE	CONVEYOR	HYDRAULIC
H	2" PVC PIPE	ANTI COLLISION BOX	ELECTRIC



NOT FOR CONSTRUCTION UNTIL APPROVED BELOW.

APPROVED BY: \_\_\_\_\_ DATE \_\_\_\_\_

**DISCLAIMER**  
 ALTHOUGH BUILDING CODES HAVE BEEN CONSIDERED IN DEVELOPING THIS DRAWING, VERIFICATION OF SITE SPECIFIC CONDITIONS AND COMPLIANCE WITH FEDERAL, STATE AND LOCAL BUILDING CODES IS THE EXCLUSIVE RESPONSIBILITY OF THE CUSTOMER AND/OR ARCHITECT AND ENGINEER. THESE DRAWINGS REFLECT REQUIREMENTS FOR SONNY'S FURNISHED EQUIPMENT ONLY UNLESS OTHERWISE NOTED. PLEASE REFER TO OTHER MANUFACTURERS, IF ANY, FOR THEIR EQUIPMENT REQUIREMENTS.

**CONFIDENTIAL WARNING:**  
 THIS SHEET CONTAINS AND CONSTITUTES CONFIDENTIAL INFORMATION, IMAGES AND TRADE SECRETS OF SONNY'S ENTERPRISES INC. ANY UNAUTHORIZED USE OR DISCLOSURE OF ANY OR PORTION THEREOF, IS STRICTLY PROHIBITED. THIS WORK IS THE EXCLUSIVE PROPERTY OF SONNY'S ENTERPRISES INC. ALL RIGHTS RESERVED.

**CWP-06370-B11-RAINFOREST-HATT.**  
 SCALE: 3/32"=1' LOCATION: LA

Sheet 13 Rev. -A-

**SONNY'S**  
 THE CAR WASH FACTORY  
<http://www.SonnysDirect.com>

CHASE WAY; GC

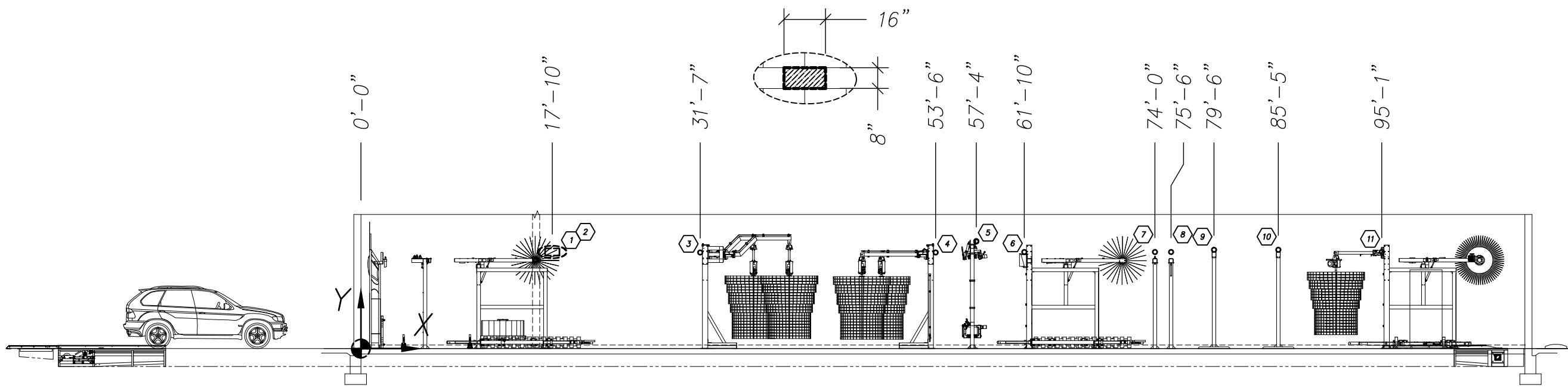
DATE: 11.06.06  
 REVISION DATE: 07.22.13  
 CREATED BY: LV  
 REVISED BY: JCH  
 CHECKED BY: Luis V.

© 2013 SONNY'S ENTERPRISES, INC. 5605 Hiatus Road, Tamarac, FL. 33321 USA. TEL.800-327-8723

# ELEVATION

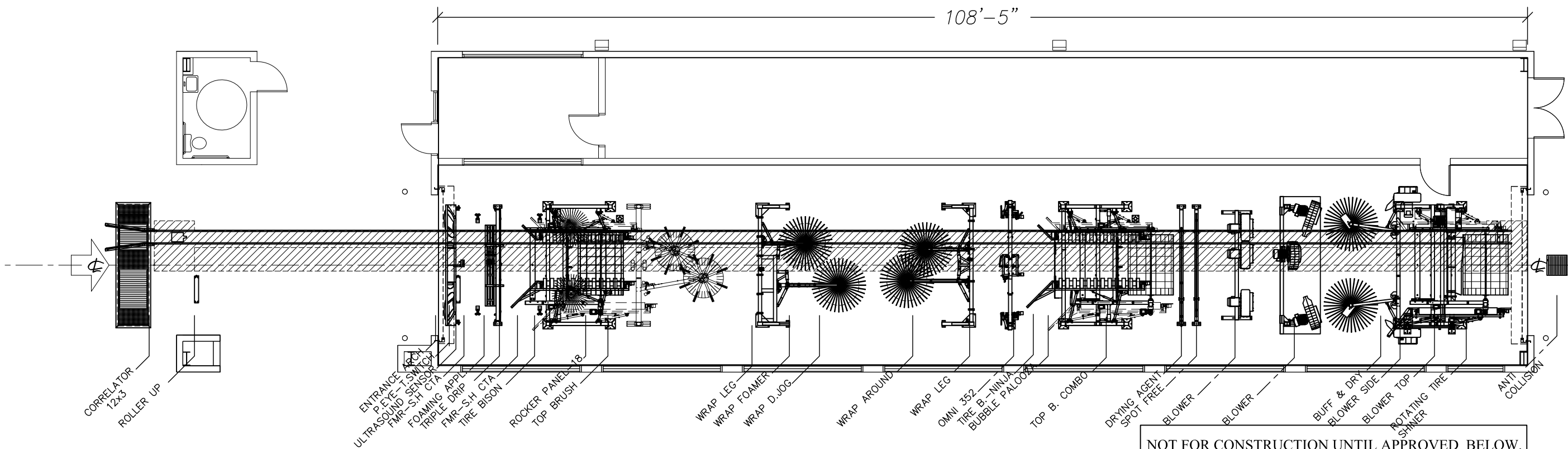
Ø 4-1/2" OPENING IN WALL Ø 4" PVC PIPE & FINISH CAULKING BY GC.

REF.	COORD. C-LINE	Equipments	Y
1		APPLICATOR ARCH	108"
2		TOP BRUSH TOP100	108"
3		WRAP	108"
4		WRAP	108"
5		OMNI 352	120"
6		TOP BRUSH COMBO	108"
7		DRYING AGENT ARCH	108"
8		SPOT FREE ARCH	108"
9		BLOWER ARCH/S	108"
10		BLOWER ARCH/S	108"
11		BUFF & DRY	108"



DATE:	11.06.06
REVISION DATE:	07.22.13
CREATED BY:	LV
REVISED BY:	JCH
CHECKED BY:	Luis V.

**SONNY'S**  
THE CAR WASH FACTORY  
http://www.SonnysDirect.com



**NOTES:**

PRELIMINARY LAYOUT. FINAL LAYOUT SUBJECT TO FINAL EQUIPMENT LIST APPROVAL. DO NOT CORE UNTIL APPROVED BY INSTALLER.

NOT FOR CONSTRUCTION UNTIL APPROVED BELOW.

APPROVED BY: \_\_\_\_\_ DATE: \_\_\_\_\_

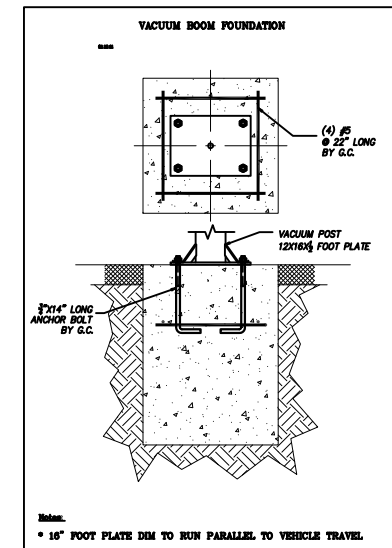
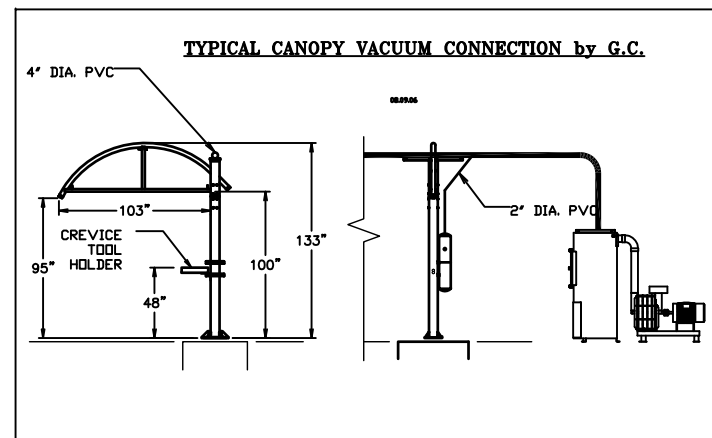
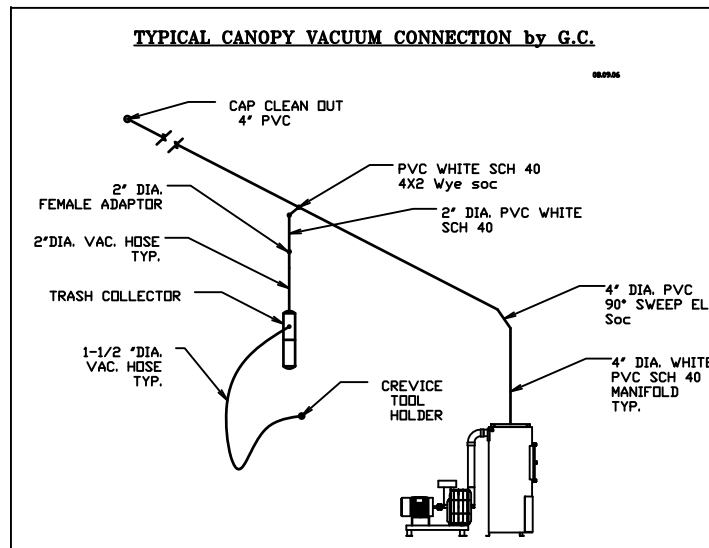
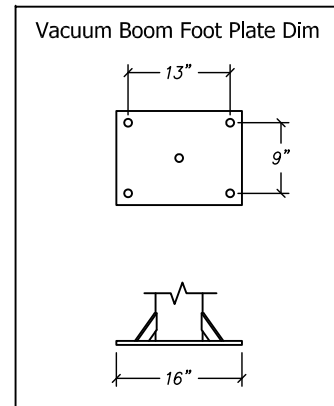
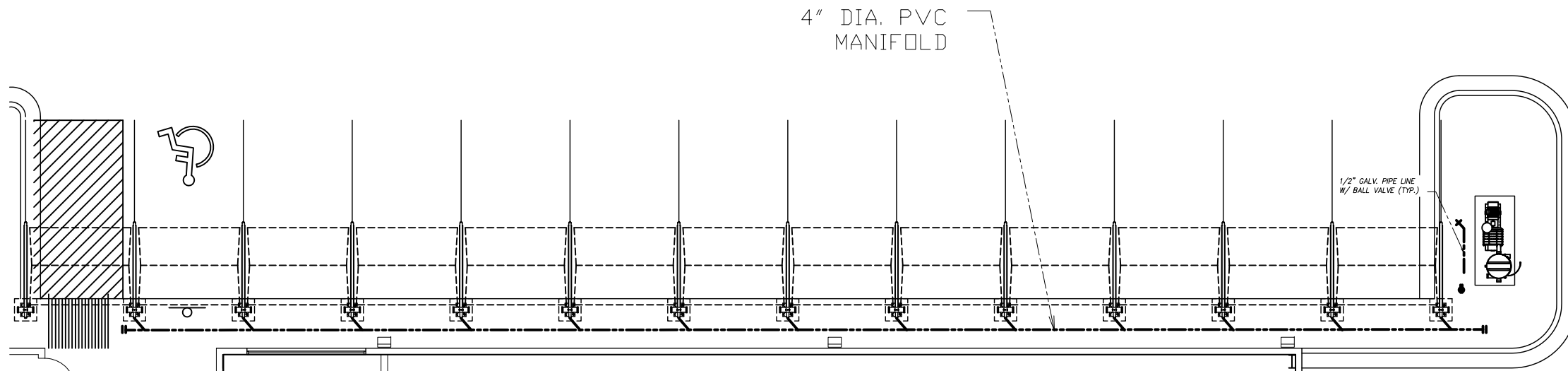
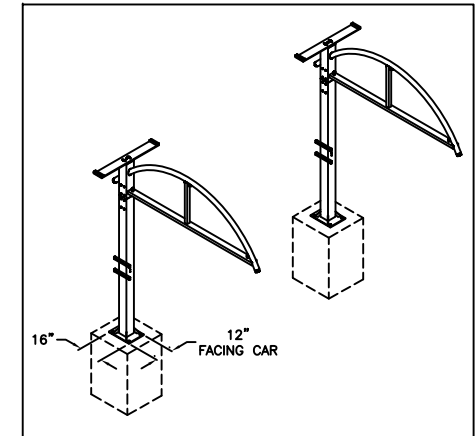
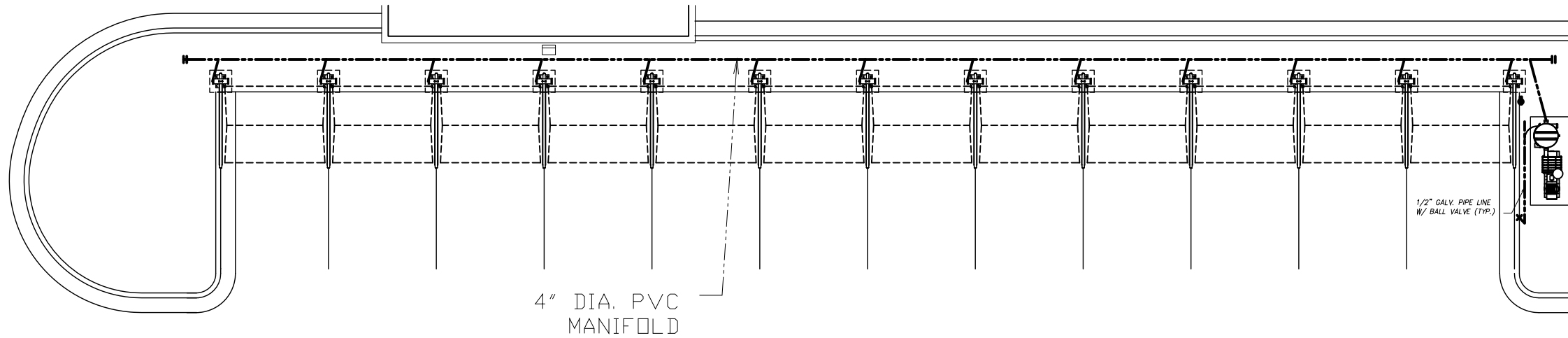
**DISCLAIMER**  
ALTHOUGH BUILDING CODES HAVE BEEN CONSIDERED IN DEVELOPING THIS DRAWING, VERIFICATION OF SITE SPECIFIC CONDITIONS AND COMPLIANCE WITH FEDERAL, STATE AND LOCAL BUILDING CODES IS THE EXCLUSIVE RESPONSIBILITY OF THE CUSTOMER AND/OR ARCHITECT AND ENGINEER. THESE DRAWINGS REFLECT REQUIREMENTS FOR SONNY'S FURNISHED EQUIPMENT ONLY UNLESS OTHERWISE NOTED. PLEASE REFER TO OTHER MANUFACTURERS, IF ANY, FOR THEIR EQUIPMENT REQUIREMENTS.

**CONFIDENTIAL WARNING:**  
THIS SHEET CONTAINS AND CONSTITUTES CONFIDENTIAL INFORMATION, IMAGES AND TRADE SECRETS OF SONNY'S ENTERPRISES INC. ANY UNAUTHORIZED USE OR DISCLOSURE OF ANY OR PORTION THEREOF, IS STRICTLY PROHIBITED. THIS WORK IS THE EXCLUSIVE PROPERTY OF SONNY'S ENTERPRISES INC. ALL RIGHTS RESERVED.

**CWP-06370-B11-RAINFOREST-HATT.**  
SCALE: 3/32"=1' LOCATION: LA

Sheet	Rev.
14	-A-

CORED HOLES PLAN; GC  
© 2013 SONNY'S ENTERPRISES, INC. 5605 Hiatus Road, Tamarac, FL. 33321 USA. TEL.800-327-8723



NOT FOR CONSTRUCTION UNTIL APPROVED BELOW.

APPROVED BY: \_\_\_\_\_ DATE: \_\_\_\_\_

**DISCLAIMER**  
ALTHOUGH BUILDING CODES HAVE BEEN CONSIDERED IN DEVELOPING THIS DRAWING, VERIFICATION OF SITE SPECIFIC CONDITIONS AND COMPLIANCE WITH FEDERAL, STATE AND LOCAL BUILDING CODES IS THE EXCLUSIVE RESPONSIBILITY OF THE CUSTOMER AND/OR ARCHITECT AND ENGINEER. THESE DRAWINGS REFLECT REQUIREMENTS FOR SONNY'S FURNISHED EQUIPMENT ONLY UNLESS OTHERWISE NOTED. PLEASE REFER TO OTHER MANUFACTURERS, IF ANY, FOR THEIR EQUIPMENT REQUIREMENTS.

**CONFIDENTIAL WARNING:**  
THIS SHEET CONTAINS AND CONSTITUTES CONFIDENTIAL INFORMATION, IMAGES AND TRADE SECRETS OF SONNY'S ENTERPRISES INC. ANY UNAUTHORIZED USE OR DISCLOSURE OF ANY OR PORTION THEREOF, IS STRICTLY PROHIBITED. THIS WORK IS THE EXCLUSIVE PROPERTY OF SONNY'S ENTERPRISES INC. ALL RIGHTS RESERVED.

**CWP-06370-B11-RAINFOREST-HATT.**  
SCALE: N.T.S. LOCATION: LA

Sheet 15 Rev. -A-

**SONNY'S**  
THE CAR WASH FACTORY

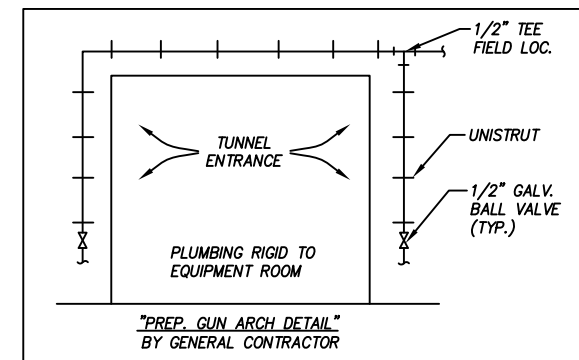
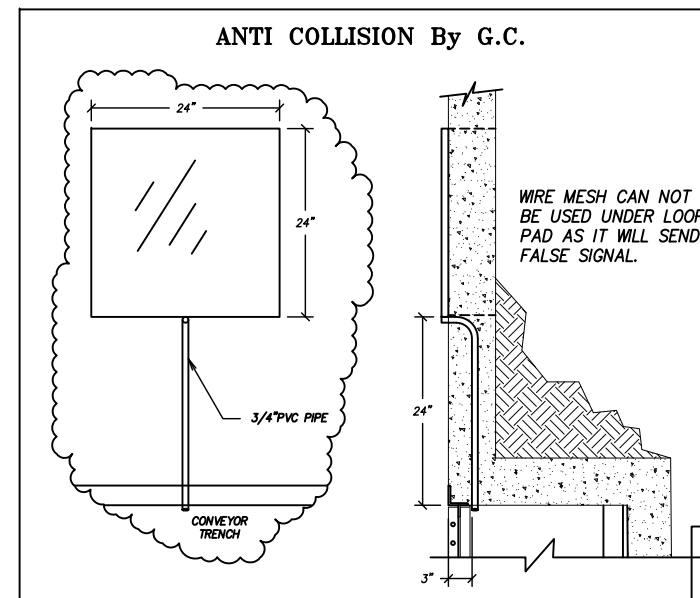
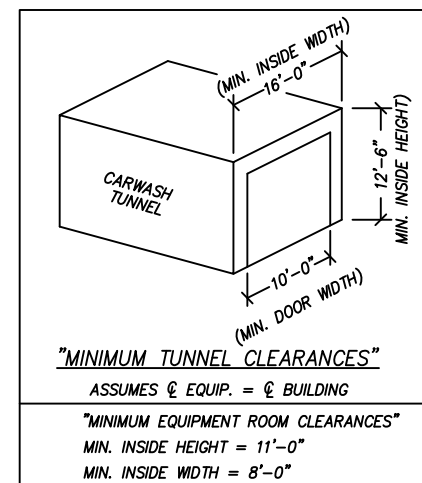
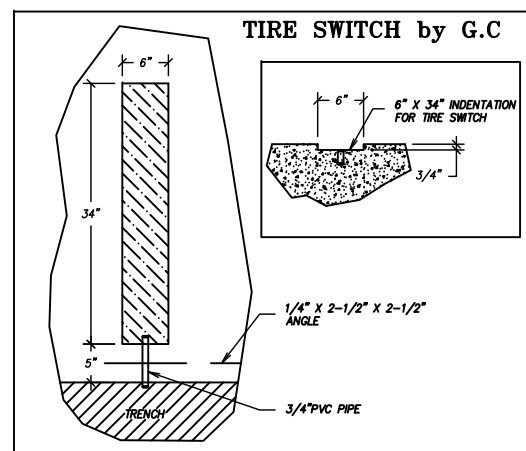
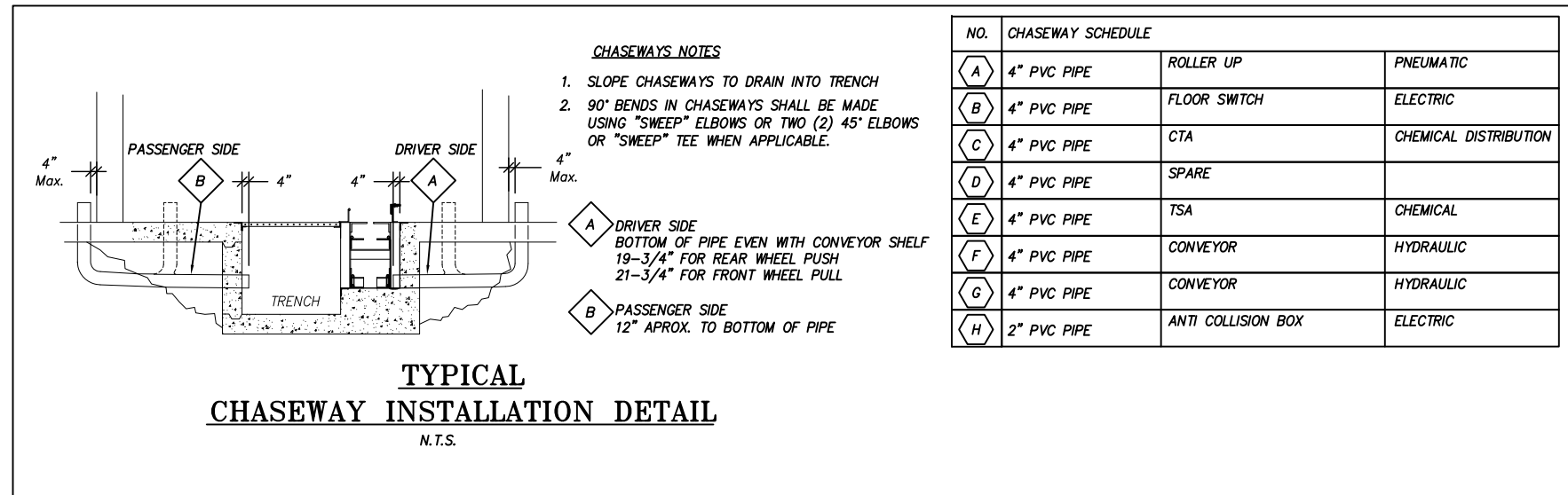
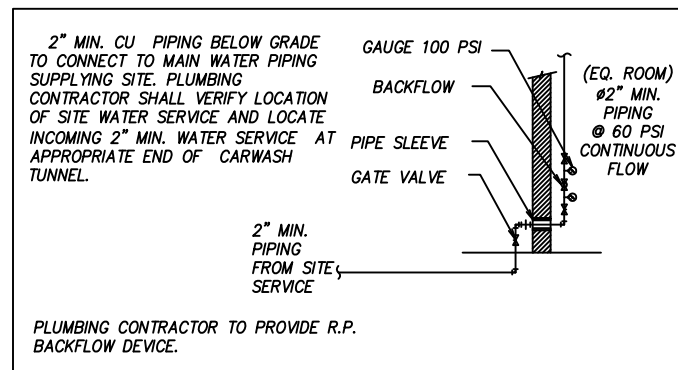
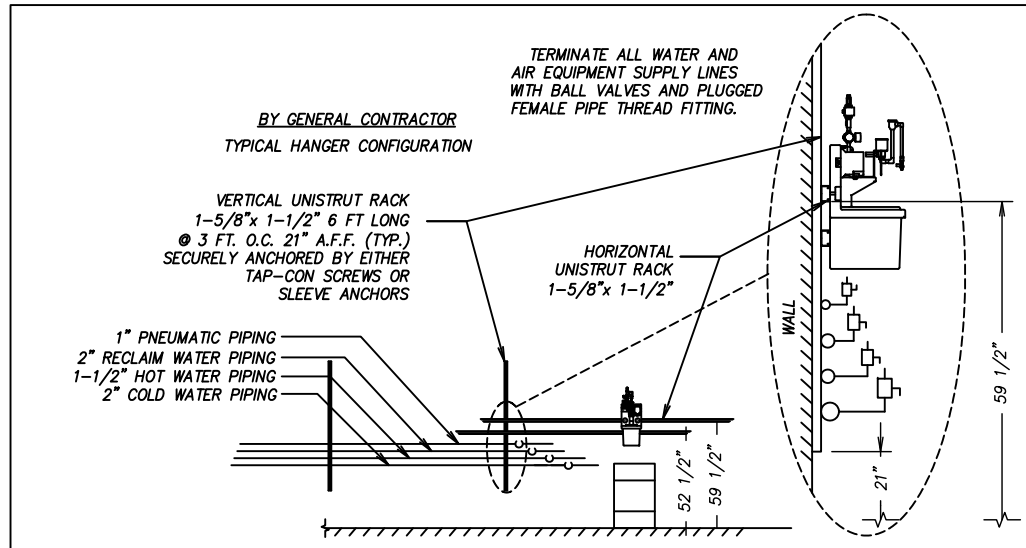
DATE: 11.06.06  
REVISION DATE: 07.22.13  
CREATED BY: LV  
REVISED BY: JCH  
CHECKED BY: Luis V.

http://www.SonnysDirect.com

5605 Hiatus Road, Tamarac, FL. 33321 USA. TEL.800-327-8723

**VACUUM LAYOUT**

© 2013 SONNY'S ENTERPRISES, INC.



NOT FOR CONSTRUCTION UNTIL APPROVED BELOW.

APPROVED BY: \_\_\_\_\_ DATE \_\_\_\_\_

**DISCLAIMER**  
ALTHOUGH BUILDING CODES HAVE BEEN CONSIDERED IN DEVELOPING THIS DRAWING, VERIFICATION OF SITE SPECIFIC CONDITIONS AND COMPLIANCE WITH FEDERAL, STATE AND LOCAL BUILDING CODES IS THE EXCLUSIVE RESPONSIBILITY OF THE CUSTOMER AND/OR ARCHITECT AND ENGINEER. THESE DRAWINGS REFLECT REQUIREMENTS FOR SONNY'S FURNISHED EQUIPMENT ONLY UNLESS OTHERWISE NOTED. PLEASE REFER TO OTHER MANUFACTURERS, IF ANY, FOR THEIR EQUIPMENT REQUIREMENTS.

**CONFIDENTIAL WARNING:**  
THIS SHEET CONTAINS AND CONSTITUTES CONFIDENTIAL INFORMATION, IMAGES AND TRADE SECRETS OF SONNY'S ENTERPRISES INC. ANY UNAUTHORIZED USE OR DISCLOSURE OF ANY OR PORTION THEREOF, IS STRICTLY PROHIBITED. THIS WORK IS THE EXCLUSIVE PROPERTY OF SONNY'S ENTERPRISES INC. ALL RIGHTS RESERVED.

CWP-06370-B11-RAINFOREST-HATT.

SCALE: N.T.S. LOCATION: LA

Sheet 16 Rev. -A-

LEGEND

**SONNY'S**  
THE CAR WASH FACTORY

http://www.SonnysDirect.com

© 2013 SONNY'S ENTERPRISES, INC. 5605 Hiatus Road, Tamarac, FL. 33321 USA. TEL. 800-327-8723

DATE: 11.06.06  
REVISION DATE: 07.22.13  
CREATED BY: LV  
REVISED BY: JCH  
CHECKED BY: Luis V.

GC= GENERAL CONTRACTOR  
SCW = SONNY'S (CARWASH INSTALLER)

05.25.06

## PLUMBING & MECHANICAL SPECIFICATIONS GENERAL CONTRACTOR

**A. GENERAL PROVISIONS**

1. THE WORK SHALL CONSIST OF FURNISHING LABOR, EQUIPMENT, AND MATERIALS TO PROVIDE THE COMPLETE INTEGRATED AND PROPER FUNCTIONING SYSTEMS AS SHOWN ON THE DRAWINGS.
2. SCOPE OF WORK INCLUDES, BUT IS NOT LIMITED TO, FURNISHING, INSTALLING AND TERMINATING PER THESE DRAWINGS, AND SONNY'S INSTALLATION MANUALS.
4. THE GENERAL CONTRACTOR SHALL COORDINATE HIS WORK WITH THAT OF OTHER TRADES SO AS TO AVOID INTERFERENCE.
5. THE DRAWINGS ARE DIAGRAMMATIC AND INDICATE GENERAL LAYOUT OF PLUMBING SYSTEMS. FIELD VERIFICATIONS OF DIMENSIONS IS DIRECTED.
6. SECURE PERMITS AND INSPECTIONS REQUIRED BY STATE AND LOCAL LAWS AND ORDINANCES.
8. UPON COMPLETION OF THE WORK, FURNISH TO THE OWNER CERTIFICATES OF FINAL INSPECTIONS AND APPROVALS FROM AUTHORITIES HAVING JURISDICTION.
9. ALL WORK SHALL BE GUARANTEED FOR A PERIOD OF ONE (1) YEAR FROM THE DATE OF FINAL ACCEPTANCE BY THE OWNER.

**1.0 DESCRIPTION**

- A. THE INTENT OF THE PLANS AND SPECIFICATIONS IS TO OBTAIN COMPLETE SYSTEMS TESTED, ADJUSTED AND READY FOR OPERATION.
- B. CHECK, VERIFY AND COORDINATE THE INSTALLATION WITH THE WORK OF OTHER TRADES. INCLUDE MODIFICATIONS, RELOCATIONS OR ADJUSTMENTS NECESSARY TO COMPLETE WORK OR TO AVOID INTERFERENCES.

**1.1 RECORD DRAWINGS**

MAINTAIN AND PROVIDE, ON REQUEST, COMPLETE UP-TO-DATE RECORD DRAWINGS.

**1.2 GUARANTEE**

GUARANTEE FOR ONE YEAR AFTER OWNER ACCEPTANCE ALL MATERIALS, EQUIPMENT AND WORKMANSHIP. REPAIR, REPLACE OR ALTER SYSTEMS FOUND DEFECTIVE. RESTORE WORK DISTURBED WHICH IS GUARANTEED UNDER CONTRACT.

**1.3 CERTIFICATES AND INSPECTIONS**

OBTAIN AND PAY FOR ALL REQUIRED INSTALLATION INSPECTIONS AND DELIVER CERTIFICATES APPROVING INSTALLATION TO THE OWNER.

**1.4 UTILITY SERVICE**

DETERMINE UTILITY REQUIREMENTS, INCLUDING TEMPORARY, AND INCLUDE ALL COSTS.

**1.5 SHOP DRAWINGS**

SUBMIT SHOP DRAWINGS FOR ALL EQUIPMENT AND SYSTEMS.

**1.6 EQUIPMENT ACCESS**

INSTALL ALL WORK TO PERMIT ACCESS TO EQUIPMENT FOR MAINTENANCE.

**1.7 CUTTING AND PATCHING**

ALL CUTTING AND PATCHING IS BY THIS CONTRACTOR INCLUDING NECESSARY MATERIALS REQUIRED, UNLESS OTHERWISE NOTED.

**1.8 HOUSEKEEPING AND CLEANUP**

PERIODICALLY REMOVE WASTE MATERIALS AND LEAVE AREAS OF WORK ROOM CLEAN.

**2.0 PLUMBING SYSTEMS**

**2.1 PROHIBITED LOCATIONS**

WATER CARRYING PIPE SHALL NOT BE INSTALLED OVER SWITCH GEAR OR ELECTRICAL EQUIPMENT.

**2.2 PROTECTIVE CHASES**

**A. PIPE AND FITTINGS**

1. ABOVE AND BELOW GRADE: SCHEDULE-40 PVC DWV CONFORMING TO ASTM D2665-82.

**2.3 WATER DISTRIBUTION**

**A. PIPE AND FITTINGS**

COPPER TUBE, TYPE-K, BELOW GROUND. TYPE-L, ABOVE GROUND, WROUGHT COPPER OR BRONZE SWEAT FITTINGS WITH LEAD FREE SOLDER. COPPER PIPING SHALL NOT COME IN CONTACT WITH CONCRETE. PROVIDE INSULATING MATERIAL BETWEEN THE PIPE AND CONCRETE AT ALL REQUIRED LOCATIONS.

**B. VALVES**

**1. BALL VALVES TWO INCHES (2") AND SMALLER BY**

MILWAUKEE (OR APPROVED EQUAL) MODEL #BA-150 RATED AT 150 SWP, 600 CWP. BODY OF ASTM B-584 BRONZE WITH CHROME PLATED ASTM B-16 BRASS BALL WITH GLASS REINFORCED PTFE SEATS AND STERN SEAL. FULL PORT FLOW AND ADJUSTABLE PACKING NUT.

**2. GATE VALVES TWO INCHES (2") AND SMALLER: NRS, MSS**

SP-80: CLASS 125 (125 SWP/200 CWP). BODY BONNET AND STEM OF ASTM B-62 BRONZE, THREADED ENDS TO ANSI B1.20.1, SOLDER ENDS TO ANSI B16.18, SOLID WEDGE DISC, GLAND PACKED WITH NON-ASBESTOS PACKING AND MALLEABLE IRON HANDWHEEL.

**3. GATE VALVES TWO AND ONE-HALF INCHES (2-1/2") AND**

LARGER: NRS, MSS SP-70; CLASS 125 (125 SWP/200 CWP). BODY AND BONNET OF ASTM A126 CLASS B CAST IRON, ASTM B-16 BRASS STERN AND ASTM B-62 BRONZE SEAT AND DISC FACE. FLANGED ENDS TO ANSI B16.1. NON-ASBESTOS PACKING.

**C. DISSIMILAR METALS**

INSTALL APPROVED DIELECTRIC UNIONS BETWEEN ALL CONNECTIONS OF DISSIMILAR METALS.

**2.4 CAR WASH CHASE WAY, DRAINS AND SUPPLY LINES**

**A. RECLAMATION DRAINAGE PIPE, SECTION LINES AND OZONE TREATMENT LINES AND FITTINGS.**

1. (IF PERMITTED BY LOCAL OR APPLICABLE CODES) ALL RECLAIM DRAINAGE LINES, SUCTION LINES, OZONE TREATMENT LINES AND RELATED FITTINGS SHALL BE SCHEDULE-80 POLYVINYL CHLORIDE (PVC) PIPING CONFORMING TO ASTM D-1785-83.
2. MECHANICAL ENGINEER TO VERIFY LOCAL OR APPLICABLE CODES AND SPECIFY ALTERNATE MATERIAL IF PVC IS NOT PERMITTED.

**2.5 PNEUMATIC LINES**

**A. PNEUMATIC SUPPLY LINES**

1. ALL PNEUMATIC SUPPLY LINES SHALL BE TYPE-K COPPER TUBE WITH WROUGHT COPPER OR BRONZE SWEAT FITTINGS ABOVE GRADE. NO FITTINGS SHALL BE ALLOWED BELOW GRADE.
2. ALL PNEUMATIC SUPPLY LINES BELOW GRADE SHALL BE ENCASED IN SCHEDULE-40 CHASEWAYS.

**2.6 HYDRAULIC HOSE**

**A. PIPE AND FITTINGS**

1. ALL HYDRAULIC HOSE SHALL BE SAE-100R7 BY SYNIFLEX (OR APPROVED EQUAL) WITH 2,000 PSI WORKING PRESSURE; 10,000 PSI BURST PRESSURE.
2. ALL HYDRAULIC SUPPLY LINES BELOW GRADE SHALL BE ENCASED IN SCHEDULE-40 PVC CHASEWAYS.

**2.7 PRESSURE TEST**

LEAVE UNCOVERED AND UNCONCEALED ALL WATER DISTRIBUTION PIPING UNTIL IT HAS TESTED AND APPROVED. EXPOSE ALL SUCH WORK FOR TESTING THAT HAS BEEN COVERED OR CONCEALED BEFORE IT HAS BEEN TESTED AND APPROVED.

CAP AND SUBJECT THE PIPING SYSTEM TO A STATIC WATER PRESSURE OF 150 PSIG WITHOUT EXCEEDING THE PRESSURE RATING OF THE PIPING SYSTEM MATERIALS. ISOLATE THE TEST SOURCE AND ALLOW TO STAND FOR A PERIOD OF FOUR HOURS. LEAKS AND LOSS IN TEST PRESSURE CONSTITUTE DEFECTS WHICH MUST BE REPAIRED. REPAIR ALL LEAKS AND DEFECTS USING NEW MATERIAL AND RETEST SYSTEM OR PORTION THEREOF UNTIL SATISFACTORY RESULTS ARE OBTAINED.

TESTING REQUIREMENTS ARE MINIMUM AND ARE NOT INTENDED TO BE LIMITING WHERE ADDITIONAL TESTING METHODS ARE REQUIRED BY THE AUTHORITY HAVING JURISDICTION.

**2.8 WATER HEATING**

**A. SONNY'S PROVIDED EQUIPMENT**

GENERAL CONTRACTOR OR HIS DESIGNATED SUBCONTRACTOR SHALL OBTAIN A BILL OF MATERIALS FROM SONNY'S FOR EQUIPMENT BEING SUPPLIED BY SONNY'S.

**B. INSTALLATION & CONNECTIONS**

GENERAL CONTRACTOR OR HIS DESIGNATED SUBCONTRACTOR SHALL INSTALL ALL TUBING, MANIFOLDS, VALVES, VALVES BOXES, HEATERS, BOILERS, STORAGE TANKS, PUMPS, AND RELATED EQUIPMENT FURNISHED BY SONNY'S. ALSO, G.C. SHALL PROVIDE AND INSTALL, AS NECESSARY, ALL GAS SUPPLY PIPING AND CONNECTIONS, VENTING AND ANY INTERCONNECTING PIPING FROM MANIFOLDS, BOXES, PUMP, HEATERS OR RELATED EQUIPMENT W/SUITABLE SPEC. MATERIALS.

NOT FOR CONSTRUCTION UNTIL APPROVED BELOW.

APPROVED BY. \_\_\_\_\_

DATE \_\_\_\_\_

**DISCLAIMER**  
ALTHOUGH BUILDING CODES HAVE BEEN CONSIDERED IN DEVELOPING THIS DRAWING, VERIFICATION OF SITE SPECIFIC CONDITIONS AND COMPLIANCE WITH FEDERAL, STATE AND LOCAL BUILDING CODES IS THE EXCLUSIVE RESPONSIBILITY OF THE CUSTOMER AND/OR ARCHITECT AND ENGINEER. THESE DRAWINGS REFLECT REQUIREMENTS FOR SONNY'S FURNISHED EQUIPMENT ONLY UNLESS OTHERWISE NOTED. PLEASE REFER TO OTHER MANUFACTURERS, IF ANY, FOR THEIR EQUIPMENT REQUIREMENTS.

**CONFIDENTIAL WARNING:**  
THIS SHEET CONTAINS AND CONSTITUTES CONFIDENTIAL INFORMATION, IMAGES AND TRADE SECRETS OF SONNY'S ENTERPRISES INC. ANY UNAUTHORIZED USE OR DISCLOSURE OF ANY OR PORTION THEREOF, IS STRICTLY PROHIBITED. THIS WORK IS THE EXCLUSIVE PROPERTY OF SONNY'S ENTERPRISES INC. ALL RIGHTS RESERVED.

**CWP-06370-B11-RAINFOREST-HATT.**

SCALE: N.T.S.

LOCATION: LA

Sheet Rev.

17 -A-

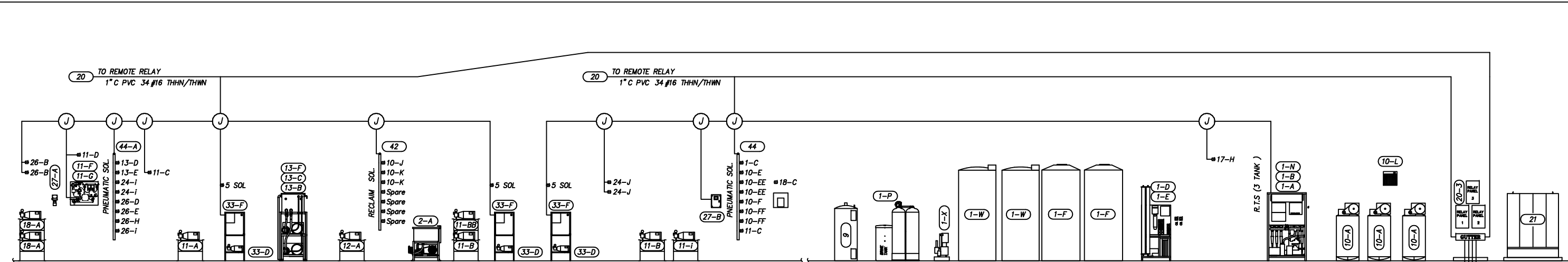
DIVISION OF WORK  
PLUMBING



http://www.SonnysDirect.com

© 2013 SONNY'S ENTERPRISES, INC. 5605 Hiatus Road, Tamarac, FL. 33321 USA. TEL.800-327-8723

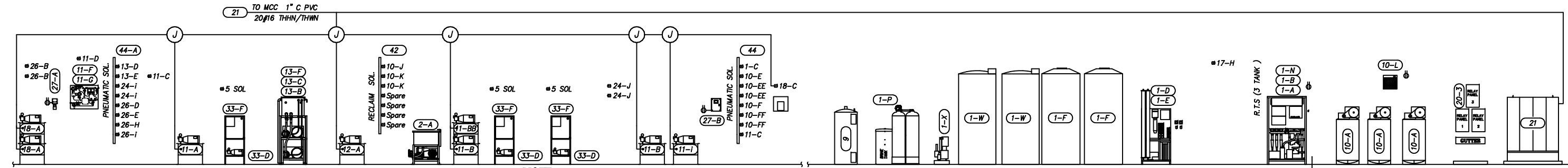
DATE:	11.06.06
REVISION DATE:	07.22.13
CREATED BY:	LV
REVISED BY:	JCH
CHECKED BY:	Luis V.



**TUNNEL WALL EQUIPMENT ROOM**

**DRY WALL EQUIPMENT ROOM**

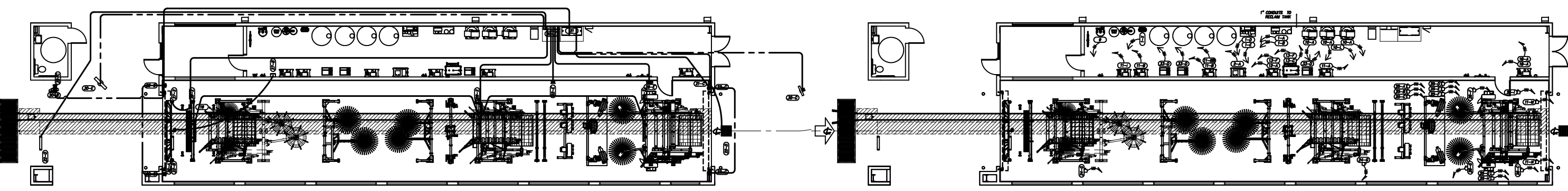
**NOTE:**  
 1-SEE LEGEND SHEET  
 2-CONNECTIONS SHOWN IN THE ELEVATION VIEW ARE SCHEMATIC ONLY. REFER TO PLAN VIEWS FOR PLACEMENT.



**TUNNEL WALL EQUIPMENT ROOM**

**DRY WALL EQUIPMENT ROOM**

**NOTE:**  
 1-SEE LEGEND SHEET  
 2-CONNECTIONS SHOWN IN THE ELEVATION VIEW ARE SCHEMATIC ONLY. REFER TO PLAN VIEWS FOR PLACEMENT.



DATE:	11.06.06
REVISION DATE:	07.22.13
CREATED BY:	LV
REVISED BY:	JCH
CHECKED BY:	Luis V.

**SONNY'S**  
 THE CAR WASH FACTORY

http://www.SonnysDirect.com

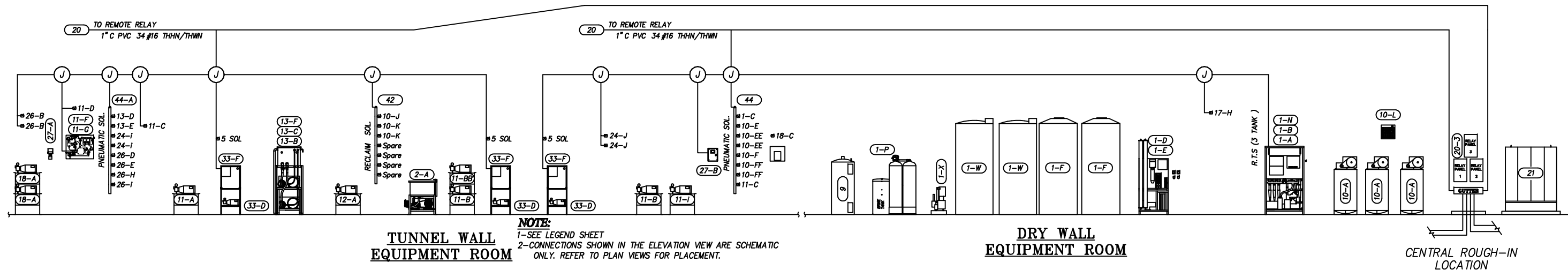
ELECTRICAL; GC

© 2013 SONNY'S ENTERPRISES, INC. 5605 Hiatus Road, Tamarac, FL. 33321 USA. TEL.800-327-8723

**DISCLAIMER**  
 ALTHOUGH BUILDING CODES HAVE BEEN CONSIDERED IN DEVELOPING THIS DRAWING, VERIFICATION OF SITE SPECIFIC CONDITIONS AND COMPLIANCE WITH FEDERAL, STATE AND LOCAL BUILDING CODES IS THE EXCLUSIVE RESPONSIBILITY OF THE CUSTOMER AND/OR ARCHITECT AND ENGINEER. THESE DRAWINGS REFLECT REQUIREMENTS FOR SONNY'S FURNISHED EQUIPMENT ONLY UNLESS OTHERWISE NOTED. PLEASE REFER TO OTHER MANUFACTURERS, IF ANY, FOR THEIR EQUIPMENT REQUIREMENTS.

**CONFIDENTIAL WARNING:**  
 THIS SHEET CONTAINS AND CONSTITUTES CONFIDENTIAL INFORMATION, IMAGES AND TRADE SECRETS OF SONNY'S ENTERPRISES INC. ANY UNAUTHORIZED USE OR DISCLOSURE OF ANY OR PORTION THEREOF, IS STRICTLY PROHIBITED. THIS WORK IS THE EXCLUSIVE PROPERTY OF SONNY'S ENTERPRISES INC. ALL RIGHTS RESERVED.

<b>CWP-06370-B11-RAINFOREST-HATT.</b>		Sheet	Rev.
SCALE: N.T.S.	LOCATION: LA	E.1	-A-

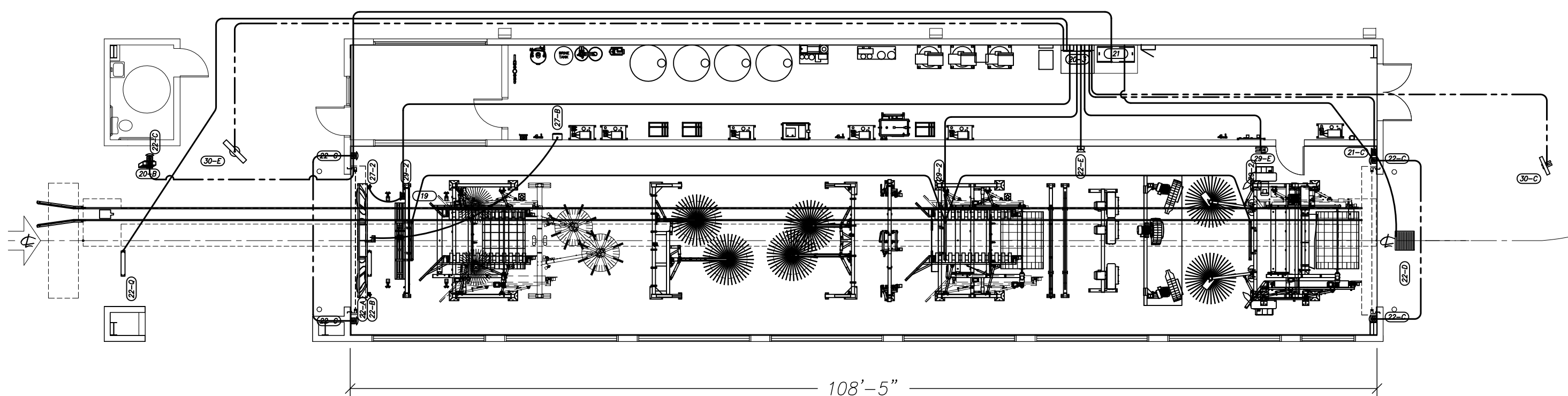


**TUNNEL WALL EQUIPMENT ROOM**

**NOTE:**  
 1-SEE LEGEND SHEET  
 2-CONNECTIONS SHOWN IN THE ELEVATION VIEW ARE SCHEMATIC ONLY. REFER TO PLAN VIEWS FOR PLACEMENT.

**DRY WALL EQUIPMENT ROOM**

CENTRAL ROUGH-IN LOCATION



NOT FOR CONSTRUCTION UNTIL APPROVED BELOW.

APPROVED BY: \_\_\_\_\_ DATE: \_\_\_\_\_

**DISCLAIMER**  
 ALTHOUGH BUILDING CODES HAVE BEEN CONSIDERED IN DEVELOPING THIS DRAWING, VERIFICATION OF SITE SPECIFIC CONDITIONS AND COMPLIANCE WITH FEDERAL, STATE AND LOCAL BUILDING CODES IS THE EXCLUSIVE RESPONSIBILITY OF THE CUSTOMER AND/OR ARCHITECT AND ENGINEER. THESE DRAWINGS REFLECT REQUIREMENTS FOR SONNYS' FURNISHED EQUIPMENT ONLY UNLESS OTHERWISE NOTED. PLEASE REFER TO OTHER MANUFACTURERS, IF ANY, FOR THEIR EQUIPMENT REQUIREMENTS.

**CONFIDENTIAL WARNING:**  
 THIS SHEET CONTAINS AND CONSTITUTES CONFIDENTIAL INFORMATION, IMAGES AND TRADE SECRETS OF SONNYS' ENTERPRISES INC. ANY UNAUTHORIZED USE OR DISCLOSURE OF ANY OR PORTION THEREOF, IS STRICTLY PROHIBITED. THIS WORK IS THE EXCLUSIVE PROPERTY OF SONNYS' ENTERPRISES INC. ALL RIGHTS RESERVED.

**CWP-06370-B11-RAINFOREST-HATT.**  
 SCALE: N.T.S. LOCATION: LA

Sheet Rev.  
 E.2 -A-

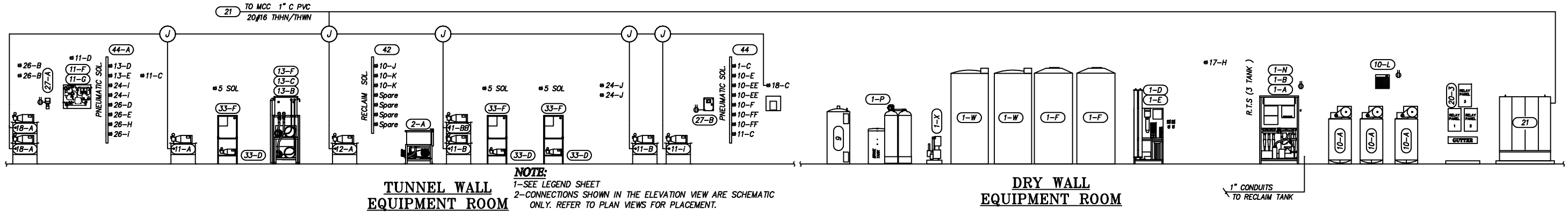
**SONNYS'**  
 THE CAR WASH FACTORY

DATE: 11.06.06  
 REVISION DATE: 07.22.13  
 CREATED BY: LV  
 REVISED BY: JCH  
 CHECKED BY: Luis V.

http://www.SonnysDirect.com

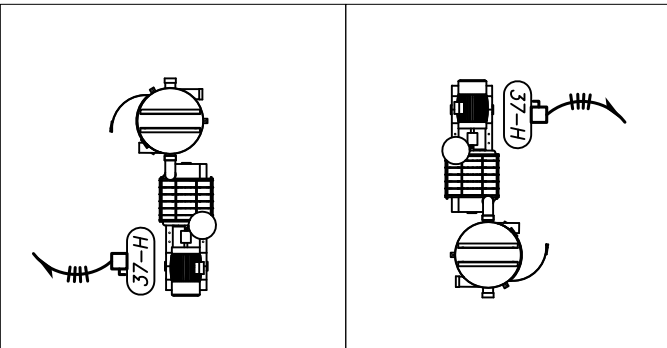
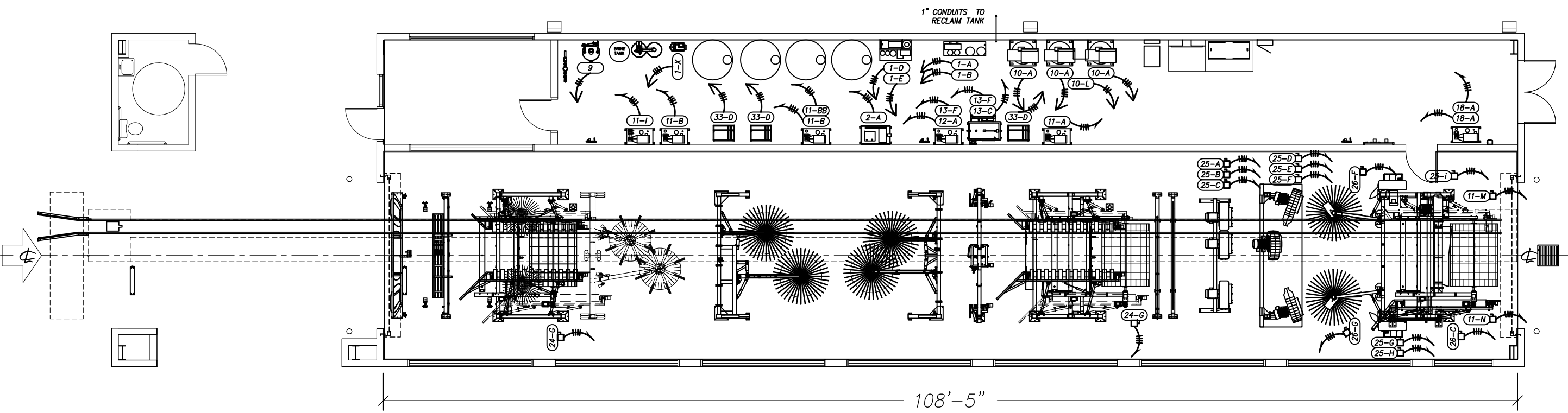
5605 Hiatus Road, Tamarac, FL. 33321 USA. TEL.800-327-8723

ELECTRICAL; GC  
 CONTROL VOLTAGE



**TUNNEL WALL EQUIPMENT ROOM**

**DRY WALL EQUIPMENT ROOM**



NOT FOR CONSTRUCTION UNTIL APPROVED BELOW.

APPROVED BY: \_\_\_\_\_ DATE: \_\_\_\_\_

**DISCLAIMER**  
 ALTHOUGH BUILDING CODES HAVE BEEN CONSIDERED IN DEVELOPING THIS DRAWING, VERIFICATION OF SITE SPECIFIC CONDITIONS AND COMPLIANCE WITH FEDERAL, STATE AND LOCAL BUILDING CODES IS THE EXCLUSIVE RESPONSIBILITY OF THE CUSTOMER AND/OR ARCHITECT AND ENGINEER. THESE DRAWINGS REFLECT REQUIREMENTS FOR SONNYS'S FURNISHED EQUIPMENT ONLY UNLESS OTHERWISE NOTED. PLEASE REFER TO OTHER MANUFACTURERS, IF ANY, FOR THEIR EQUIPMENT REQUIREMENTS.

**CONFIDENTIAL WARNING:**  
 THIS SHEET CONTAINS AND CONSTITUTES CONFIDENTIAL INFORMATION, IMAGES AND TRADE SECRETS OF SONNYS'S ENTERPRISES INC. ANY UNAUTHORIZED USE OR DISCLOSURE OF ANY OR PORTION THEREOF, IS STRICTLY PROHIBITED. THIS WORK IS THE EXCLUSIVE PROPERTY OF SONNYS'S ENTERPRISES INC. ALL RIGHTS RESERVED.

**CWP-06370-B11-RAINFOREST-HATT.**  
 SCALE: N.T.S. LOCATION: LA

Sheet Rev.  
 E.3 -A-

**SONNYS'S**  
 THE CAR WASH FACTORY  
 http://www.SonnysDirect.com

DATE: 11.06.06  
 REVISION DATE: 07.22.13  
 CREATED BY: LV  
 REVISED BY: JCH  
 CHECKED BY: Luis V.

ELECTRICAL; GC  
 MOTOR RUNS

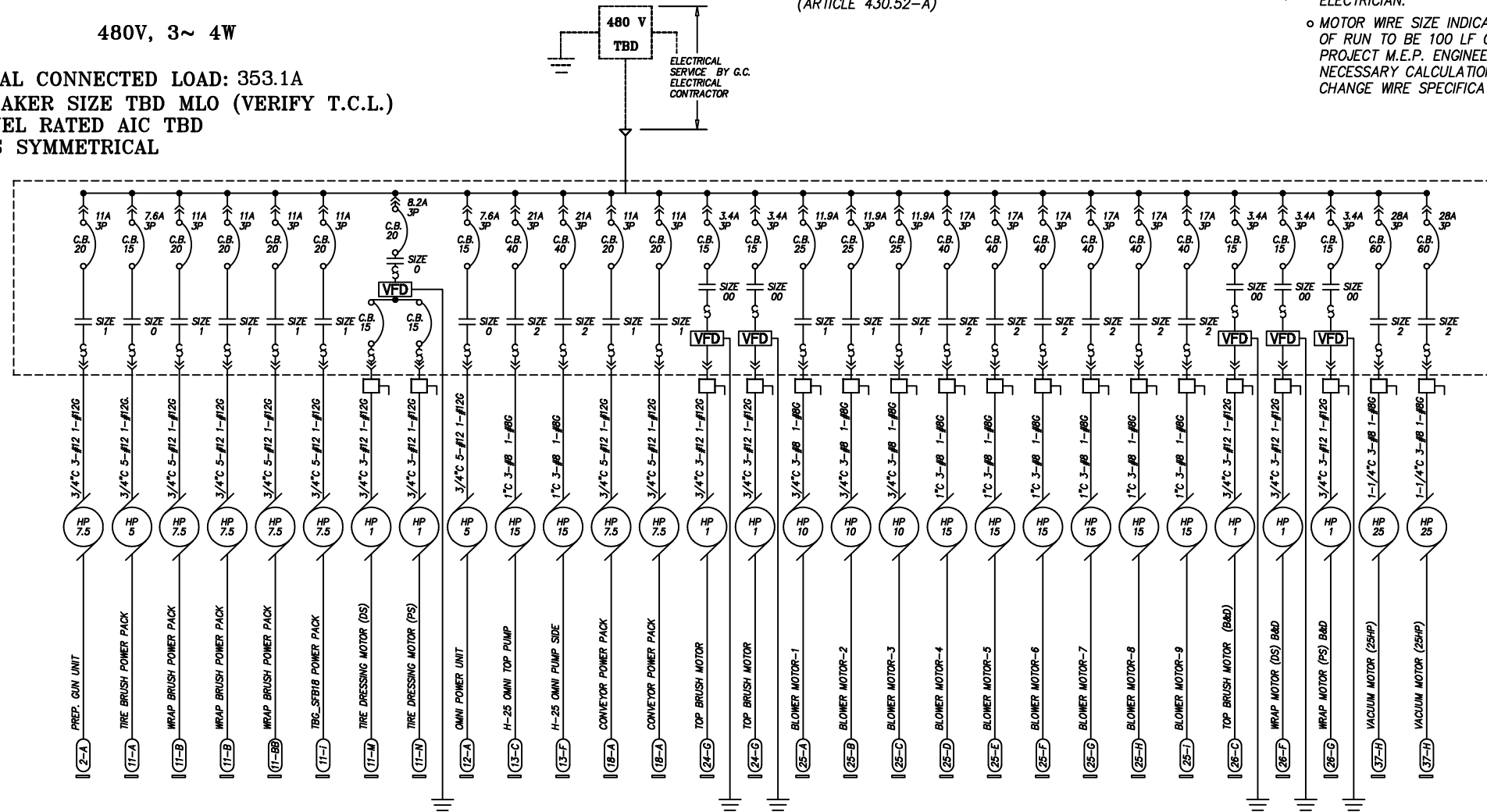
© 2013 SONNYS'S ENTERPRISES, INC. 5605 Hiatus Road, Tamarac, FL. 33321 USA. TEL.800-327-8723

480V

MOTOR CONTROL CENTER

480V, 3~ 4W

TOTAL CONNECTED LOAD: 353.1A  
BREAKER SIZE TBD MLO (VERIFY T.C.L.)  
PANEL RATED AIC TBD  
RMS SYMMETRICAL



ONE-LINE DIAGRAM

NOTES:

1. PROVIDE 4" HIGH CONCRETE HOUSEKEEPING PAD FOR MCC.
2. LOCATE MCC SUCH THAT PROPER FRONT WORKING SPACE IS MAINTAINED IN ACCORDANCE TO NEC 110-16(a).
3. ALL WIRE TO BE TYPE THHN/THWN.

- o HANDLE MECHANISMS SHALL HAVE "LOCK-OFF" PROVISIONS
- o ALL STARTERS ARE FVNR
- o MCC SHALL BE WIRED NEMA CLASS I, TYPE A
- o MCC SHALL HAVE MOTOR CIRCUIT PROTECTORS ON STARTER UNITS
- o IF VFD'S ARE USED, ALL CONDUITS TO MOTORS CONTROLLED BY VFD MUST BE STEEL (NO PVC ALLOWED), AND ALL VFD MUST HAVE INDIVIDUAL DRIVEN GROUND RODS. VFD'S CONTROL REQUIRES (2) #16 TO DRY-CONTACT POWER SUPPLY INDIVIDUALLY PER VFD'S. ALSO THE CB IS INSTANTANEOUS TRIP BREAKER (ARTICLE 430.52-A)

MCC NOTES:

- o (□) - DISCONNECTS TO BE MOUNTED IN TUNNEL OR OTHER AREAS NOT WITHIN 50 L.F. OR L.O.S. OF MCC IN CONFORMANCE WITH N.E.C. AND/OR LOCAL CODES. ALSO TO BE TYPE 4X NON-METALLIC ENCLOSURES, NON-FUSED SIZED FOR LOAD. DISCONNECTING MEANS SHALL NOT BE REQUIRED WHERE SUCH A LOCATION OF THE DISCONNECTING MEANS IS IMPRACTICABLE OR INTRODUCES ADDITIONAL OR INCREASED HAZARDS TO PERSON OR PROPERTY. N.E.C. (ARTICLE 430.102-B-a)
- o ALL CONDUIT, WIRES, DISCONNECTS, AND TERMINATIONS BY G.C. ELECTRICIAN.
- o MOTOR WIRE SIZE INDICATED ON THIS SHEET ASSUMES LENGTHS OF RUN TO BE 100 LF OR LESS. IF RUNS EXCEED 100 LF, PROJECT M.E.P. ENGINEER OF RECORD IS REQUIRED TO RUN NECESSARY CALCULATIONS TO DETERMINE VOLTAGE DROP AND CHANGE WIRE SPECIFICATIONS, AS NECESSARY.

NOT FOR CONSTRUCTION UNTIL APPROVED BELOW.

APPROVED BY: \_\_\_\_\_

DATE \_\_\_\_\_

DISCLAIMER  
ALTHOUGH BUILDING CODES HAVE BEEN CONSIDERED IN DEVELOPING THIS DRAWING, VERIFICATION OF SITE SPECIFIC CONDITIONS AND COMPLIANCE WITH FEDERAL, STATE AND LOCAL BUILDING CODES IS THE EXCLUSIVE RESPONSIBILITY OF THE CUSTOMER AND/OR ARCHITECT AND ENGINEER. THESE DRAWINGS REFLECT REQUIREMENTS FOR SONNYS'S FURNISHED EQUIPMENT ONLY UNLESS OTHERWISE NOTED. PLEASE REFER TO OTHER MANUFACTURERS, IF ANY, FOR THEIR EQUIPMENT REQUIREMENTS.

CONFIDENTIAL WARNING:  
THIS SHEET CONTAINS AND CONSTITUTES CONFIDENTIAL INFORMATION, IMAGES AND TRADE SECRETS OF SONNYS'S ENTERPRISES INC. ANY UNAUTHORIZED USE OR DISCLOSURE OF ANY OR PORTION THEREOF, IS STRICTLY PROHIBITED. THIS WORK IS THE EXCLUSIVE PROPERTY OF SONNYS'S ENTERPRISES INC. ALL RIGHTS RESERVED.

CWP-06370-B11-RAINFOREST-HATT.

SCALE: N.T.S.

LOCATION: LA

Sheet Rev.  
E.4 -A-

ONE LINE ELECTRICAL  
ELECTRICAL SCHEMATIC



http://www.SonnysDirect.com

© 2013 SONNYS'S ENTERPRISES, INC. 5605 Hiatus Road, Tamarac, FL. 33321 USA. TEL.800-327-8723

DATE:	11.06.06
REVISION DATE:	07.22.13
CREATED BY:	LV
REVISED BY:	JCH
CHECKED BY:	Luis V.

PANEL & CIRCUITS BY G.C. ELECTRICIAN

**PANEL SCHEDULE**  
VOLTS: 120/208 PHASE: 3 WIRE: 4 MARK CW-A  
MAINS: \_\_\_\_\_

CKT No.	DEVICE		DESCRIPTION	CONN. LOAD (WATTS)		DEM %	DEM WATTS	COND	WIRE
	AMP TRIP	POLES		OA	OC				
2	20	1	TUNNEL LIGHTING			100			
4	20	1	TUNNEL LIGHTING			100			
6	20	1	VACUUM LIGHTING			100			
8	20	1	VACUUM LIGHTING			100			
10	15	1	CONTROL_120V (1-AB)			100			
12			SPARE			100			
14	35	3	RECLAIM UNIT (1-A)			100			
16						100			
18						100			
20	15	3	OZONE UNIT (1-B)			100			
22						100			
24						100			
26	15	3	RO UNIT (1-D)			100			
28						100			
30						100			
32	15	3	RO REPRESSURIZER (1-E)			100			
34						100			
36						100			
38	15	3	RO REJECT PUMP (1-X)			100			
40						100			
42						100			

CKT No.	DEVICE		DESCRIPTION	CONN. LOAD (WATTS)		DEM %	DEM WATTS	COND	WIRE
	AMP TRIP	POLES		OA	OC				
1	20	1	E.ROOM LIGHTING			100			
3			SPARE			100			
5	20	1	H2O HEATER (9)			100			
7			SPARE			100			
9	20	1	PAY STATION (20-C)			100			
11	20	1	PAY STATION (20-C)			100			
13	20	1	PAY STATION (20-C)			100			
15	20	1	GATE (20-D)			100			
17	20	1	GATE (20-D)			100			
19	20	1	GATE (20-D)			100			
21	20	1	INPUT TERMINAL (20-B)			100			
23	20	1	RELAY BOX (20-)			100			
25	20	1	MENU SIGN (30-i)			100			
27	20	1	MENU SIGN (30-i)			100			
29	20	1	MENU SIGN (30-i)			100			
31	20	1	SERVER COMPUTER			100			
33			SPARE			100			
35	20	1	ENTRANCE SIGN (30-E)			100			
37	20	1	WAIT & GO (30-C)			100			
39			SPARE			100			
41			SPARE			100			

<b>TOTALS</b>		
A.I.C. RATING	(VERIFY)	TOTAL CONNECTED _____ WATTS
MOUNTING	SURFACE	TOTAL DEMAND _____ WATTS
		TOTAL AMPS _____ AMPS

PANEL & CIRCUITS BY G.C. ELECTRICIAN

**PANEL SCHEDULE**  
VOLTS: 120/208 PHASE: 3 WIRE: 4 MARK CW-B  
MAINS: \_\_\_\_\_

CKT No.	DEVICE		DESCRIPTION	CONN. LOAD (WATTS)		DEM %	DEM WATTS	COND	WIRE
	AMP TRIP	POLES		OA	OC				
2			SPARE			100			
4	50	3	COMPRESSOR.7.5HP (10-A)			100			
6						100			
8						100			
10			SPARE			100			
12	15	1	AIR DRYER (10-L)			100			
14			SPARE			100			
16	10	1	H2O SOFTENER (1-P)			100			
18			SPARE			100			
20			SPARE			100			
22			SPARE			100			

CKT No.	DEVICE		DESCRIPTION	CONN. LOAD (WATTS)		DEM %	DEM WATTS	COND	WIRE
	AMP TRIP	POLES		OA	OC				
1			SPARE			100			
3	50	3	COMPRESSOR.7.5HP (10-A)			100			
5						100			
7						100			
9	50	3	COMPRESSOR.7.5HP (10-A)			100			
11						100			
13						100			
15			SPARE			100			
17			SPARE			100			
19			SPARE			100			
21			SPARE			100			

<b>TOTALS</b>		
A.I.C. RATING	(VERIFY)	TOTAL CONNECTED _____ WATTS
MOUNTING	SURFACE	TOTAL DEMAND _____ WATTS
		TOTAL AMPS _____ AMPS

NOT FOR CONSTRUCTION UNTIL APPROVED BELOW.

APPROVED BY: \_\_\_\_\_ DATE \_\_\_\_\_

DATE:	11.06.06
REVISION DATE:	07.22.13
CREATED BY:	LV
REVISED BY:	JCH
CHECKED BY:	Luis V.



ELECTRICAL PANEL; GC ELECTRICAL SCHEMATIC

© 2013 SONNY'S ENTERPRISES, INC. 5605 Hiatus Road, Tamarac, FL 33321 USA. TEL.800-327-8723

**DISCLAIMER**  
ALTHOUGH BUILDING CODES HAVE BEEN CONSIDERED IN DEVELOPING THIS DRAWING, VERIFICATION OF SITE SPECIFIC CONDITIONS AND COMPLIANCE WITH FEDERAL, STATE AND LOCAL BUILDING CODES IS THE EXCLUSIVE RESPONSIBILITY OF THE CUSTOMER AND/OR ARCHITECT AND ENGINEER. THESE DRAWINGS REFLECT REQUIREMENTS FOR SONNY'S FURNISHED EQUIPMENT ONLY UNLESS OTHERWISE NOTED. PLEASE REFER TO OTHER MANUFACTURERS, IF ANY, FOR THEIR EQUIPMENT REQUIREMENTS.

**CONFIDENTIAL WARNING:**  
THIS SHEET CONTAINS AND CONSTITUTES CONFIDENTIAL INFORMATION, IMAGES AND TRADE SECRETS OF SONNY'S ENTERPRISES INC. ANY UNAUTHORIZED USE OR DISCLOSURE OF ANY OR PORTION THEREOF, IS STRICTLY PROHIBITED. THIS WORK IS THE EXCLUSIVE PROPERTY OF SONNY'S ENTERPRISES INC. ALL RIGHTS RESERVED.

GC= GENERAL CONTRACTOR  
SCW = SONNYS (CARWASH INSTALLER)

11.16.05

## ELECTRICAL SPECIFICATIONS GENERAL CONTRACTOR

### A. GENERAL PROVISIONS

1. THE WORK SHALL CONSIST OF FURNISHING LABOR, EQUIPMENT, AND MATERIALS TO PROVIDE THE COMPLETE INTEGRATED AND PROPER FUNCTIONING SYSTEMS AS SHOWN ON THE DRAWINGS.
2. SCOPE OF WORK INCLUDES, BUT IS NOT LIMITED TO, FURNISHING, INSTALLING AND TERMINATING ALL 3 PHASE, 1 PHASE, COMPUTER/CONTROL POWER PER THESE DRAWINGS, AND SONNY'S INSTALLATION MANUALS.
3. ALL WORK SHALL BE DONE IN CONFORMANCE WITH THE LATEST EDITION OF THE NATIONAL ELECTRICAL CODE, ALL APPLICABLE FEDERAL, STATE AND LOCAL REGULATIONS AND ORDINANCES.
4. ALL EQUIPMENT AND MATERIALS PROVIDED SHALL BE NEW AND IN CONFORMANCE WITH APPLICABLE PROVISIONS OF N.E.M.A., A.N.S.I., U.L., ETC.
5. THE ELECTRICAL CONTRACTOR SHALL COORDINATE HIS WORK WITH THAT OF OTHER TRADES SO AS TO AVOID INTERFERENCE.
6. THE DRAWINGS ARE DIAGRAMMATIC AND INDICATE GENERAL LAYOUT OF ELECTRICAL SYSTEMS. FIELD VERIFICATIONS OF DIMENSIONS IS DIRECTED.
7. SECURE PERMITS AND INSPECTIONS REQUIRED BY STATE AND LOCAL LAWS AND ORDINANCES.
8. UPON COMPLETION OF THE WORK, FURNISH TO THE OWNER CERTIFICATES OF FINAL INSPECTIONS AND APPROVALS FROM AUTHORITIES HAVING JURISDICTION.
9. ALL WORK SHALL BE GUARANTEED FOR A PERIOD OF ONE (1) YEAR FROM THE DATE OF FINAL ACCEPTANCE BY THE OWNER.

### B. RACEWAYS

1. ALL WIRING SHALL BE INSTALLED IN APPROVED RACEWAYS UNLESS OTHERWISE INDICATED.
2. MINIMUM CONDUIT SIZE SHALL BE 1/2" TRADE SIZE.
3. USE FLEXIBLE CONDUIT FOR SHORT FINAL CONNECTIONS TO VIBRATING EQUIPMENT SUCH AS MOTORS AND TRANSFORMERS. LIQUID-TIGHT FLEXIBLE CONDUIT SHALL BE USED IN DAMP AND WET LOCATIONS. ALL BLOWERS CONNECTION MUST HAVE 24" SERVICE DRIP LOOP TO ALLOW MOVEMENT OR MAINTENANCE. FLEXIBLE CORDS SHALL BE USED WHERE CALLED FOR ON THE PLANS.
4. EXPOSED CONDUITS SHALL BE RUN PARALLEL TO BUILDING LINES.
5. DO NOT INSTALL CONDUITS LARGER THAN 1/3 THE SLAB THICKNESS IN CONCRETE SLABS.
6. PROVIDE APPROVED FIRE STOPPING MATERIALS AT ALL PENETRATIONS THROUGH FIRE RATED FLOORS AND WALLS TO PREVENT THE PASSAGE OF SMOKE, FIRE, TOXIC GAS OR WATER THROUGH THE PENETRATION EITHER BEFORE, DURING, OR AFTER A FIRE, AS REQUIRED BY ARTICLE 300-21 OF THE N.E.C.
7. PROVIDE CABLE SUPPORTS IN ACCORDANCE WITH ARTICLE 300 OF THE N.E.C
8. PROVIDE EXPANSION FITTINGS IN CONDUIT RUNS CROSSING STRUCTURAL EXPANSION JOINTS.

### C. CONDUCTORS

1. ALL WIRING SHALL BE COPPER.
2. CONDUCTORS SHALL BE RATED 600V. WITH TYPE THWN/THHN INSULATION.
3. WIRES SHALL BE STRANDED CONDUCTOR

### D. CONNECTORS

1. ALL WIRE CONNECTIONS FOR 10HP MOTORS OR LARGER MUST BE SPLIT BOLT CONNECTORS OR EQUIVALENT APPROVED BY N.E.C AND/OR MANUFACTURER.

### E. LIGHTING PANELS

1. PROVIDE LIGHTING PANELS AS INDICATED ON THE PLANS AND AS SPECIFIED HEREIN. ALL PANELS SHALL BE DEAD FRONT, CIRCUIT BREAKER TYPE. AND SHALL BEAR THE U.L. LABEL AS WELL AS MEET ALL APPLICABLE NEMA REQUIREMENTS.
2. UNLESS OTHERWISE NOTED, TOP OF PANELS SHALL BE MOUNTED 6'-0" A.F.F.
3. ALL PANELS SHALL HAVE TYPEWRITTEN CIRCUIT DIRECTORIES MOUNTED INSIDE OF DOOR.
4. PANELS SHALL BE SUITABLE FOR THE SERVICE RATING AND THE A.I.C. RATING INDICATED ON THE PANEL SCHEDULES.
5. ALL BREAKERS SHALL BE FULL SPACE, INDIVIDUAL FRAME TYPE. NO "PIGGYBACK" OR TANDEM BREAKERS WILL BE PERMITTED.

### F. SAFETY SWITCHES

1. SAFETY SWITCHES SHALL BE HEAVY DUTY TYPE NON-FUSIBLE WITH POLES, AMPERE AND SERVICE RATINGS AS INDICATED ON THE PLANS. LUGS SHALL BE U.L. LISTED FOR CU.-AL.
2. ENCLOSURES FOR SAFETY SWITCHES SHALL BE NEMA 1, EXCEPT FOR SWITCHES MARKED "WP" (WEATHERPROOF) SHALL BE NEMA 4X.
- 2.A (☐)-DISCONNECTS TO BE MOUNTED IN TUNNEL OR OTHER AREAS NOT WITHIN 50 L.F. OR L.O.S. OF MCC IN CONFORMANCE WITH N.E.C. AND/OR LOCAL CODES. ALSO TO BE TYPE 4X NON-METALLIC ENCLOSURES, NON-FUSED SIZED FOR LOAD. DISCONNECTING MEANS SHALL NOT BE REQUIRED WHERE SUCH A LOCATION OF THE DISCONNECTING MEANS IS IMPRACTICABLE OR INTRODUCES ADDITIONAL OR INCREASED HAZARDS TO PERSON OR PROPERTY. N.E.C. (ARTICLE 430.102-B-a)

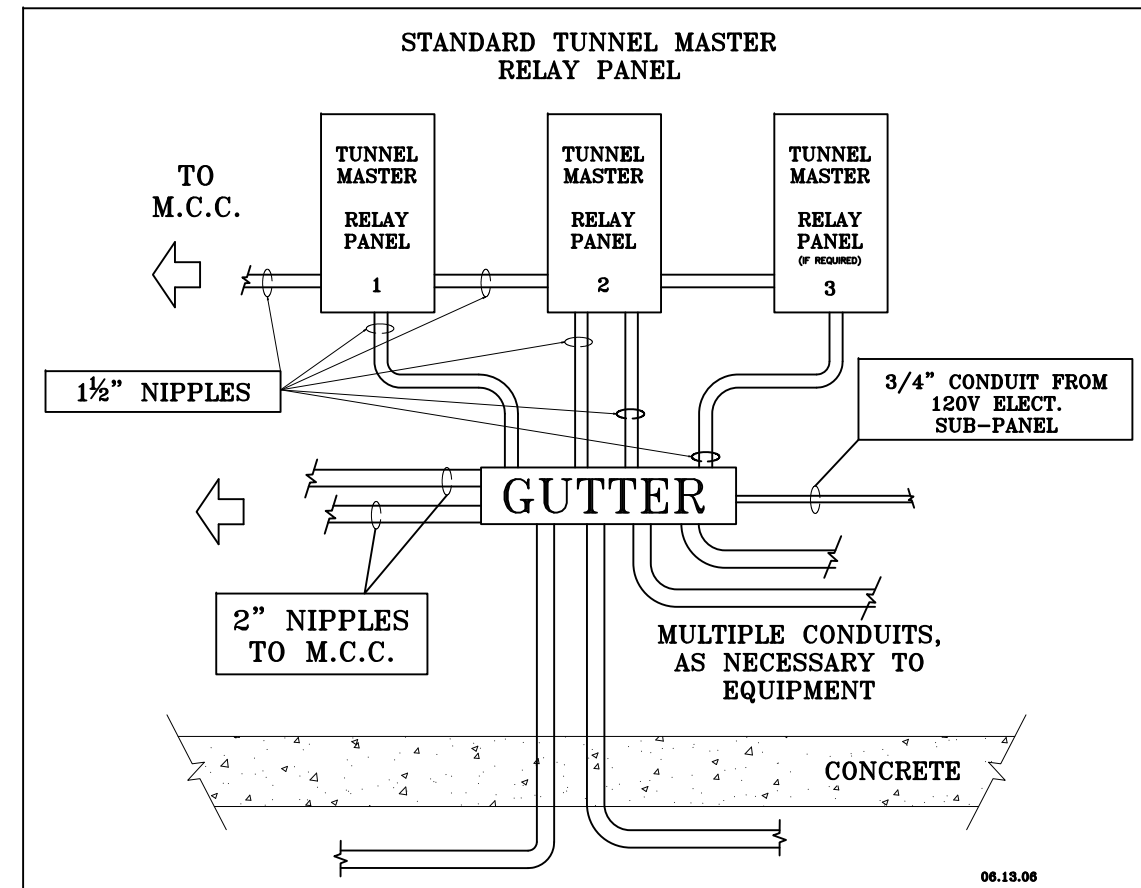
NOT FOR CONSTRUCTION UNTIL APPROVED BELOW.

APPROVED BY. \_\_\_\_\_

DATE \_\_\_\_\_

### LEGEND:

- SURFACE MOUNTED Conduit
- CONCEALED Conduit
- WIRED TO CBP
- WIRED TO CBP (3P) Disconnect Required
- WIRED TO CBP (3P)
- WIRED TO MCC
- WIRED TO MCC Disconnect Required
- JUNCTION BOX



DATE:	11.06.06
REVISION DATE:	07.22.13
CREATED BY:	LV
REVISED BY:	JCH
CHECKED BY:	Luis V.

**SONNY'S**  
THE CAR WASH FACTORY

<http://www.SonnysDirect.com>

DIVISION OF WORK/LEGEND

ELECTRICAL

© 2013 SONNY'S ENTERPRISES, INC. 5605 Hiatus Road, Tamarac, FL. 33321 USA. TEL.800-327-8723

**DISCLAIMER**  
ALTHOUGH BUILDING CODES HAVE BEEN CONSIDERED IN DEVELOPING THIS DRAWING, VERIFICATION OF SITE SPECIFIC CONDITIONS AND COMPLIANCE WITH FEDERAL, STATE AND LOCAL BUILDING CODES IS THE EXCLUSIVE RESPONSIBILITY OF THE CUSTOMER AND/OR ARCHITECT AND ENGINEER. THESE DRAWINGS REFLECT REQUIREMENTS FOR SONNY'S FURNISHED EQUIPMENT ONLY UNLESS OTHERWISE NOTED. PLEASE REFER TO OTHER MANUFACTURERS, IF ANY, FOR THEIR EQUIPMENT REQUIREMENTS.

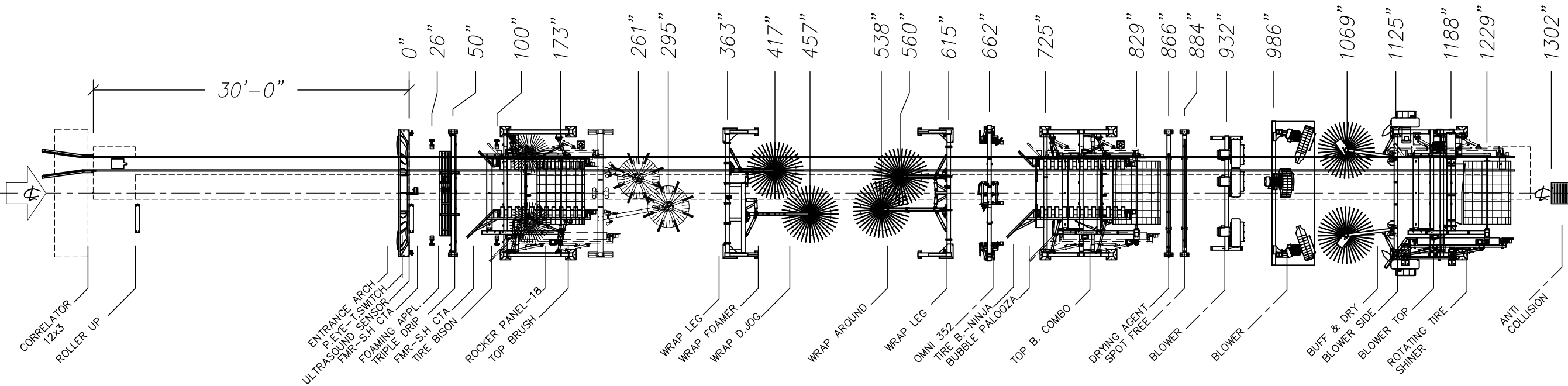
**CONFIDENTIAL WARNING:**  
THIS SHEET CONTAINS AND CONSTITUTES CONFIDENTIAL INFORMATION, IMAGES AND TRADE SECRETS OF SONNY'S ENTERPRISES INC. ANY UNAUTHORIZED USE OR DISCLOSURE OF ANY OR PORTION THEREOF, IS STRICTLY PROHIBITED. THIS WORK IS THE EXCLUSIVE PROPERTY OF SONNY'S ENTERPRISES INC. ALL RIGHTS RESERVED.

CWP-06370-B11-RAINFOREST-HATT.

SCALE: N.T.S.

LOCATION: LA

Sheet	Rev.
E.6	-A-



NOT FOR CONSTRUCTION UNTIL APPROVED BELOW.

APPROVED BY: \_\_\_\_\_ DATE: \_\_\_\_\_

**DISCLAIMER**  
 ALTHOUGH BUILDING CODES HAVE BEEN CONSIDERED IN DEVELOPING THIS DRAWING, VERIFICATION OF SITE SPECIFIC CONDITIONS AND COMPLIANCE WITH FEDERAL, STATE AND LOCAL BUILDING CODES IS THE EXCLUSIVE RESPONSIBILITY OF THE CUSTOMER AND/OR ARCHITECT AND ENGINEER. THESE DRAWINGS REFLECT REQUIREMENTS FOR SONNY'S FURNISHED EQUIPMENT ONLY UNLESS OTHERWISE NOTED. PLEASE REFER TO OTHER MANUFACTURERS, IF ANY, FOR THEIR EQUIPMENT REQUIREMENTS.

**CONFIDENTIAL WARNING:**  
 THIS SHEET CONTAINS AND CONSTITUTES CONFIDENTIAL INFORMATION, IMAGES AND TRADE SECRETS OF SONNY'S ENTERPRISES INC. ANY UNAUTHORIZED USE OR DISCLOSURE OF ANY OR PORTION THEREOF, IS STRICTLY PROHIBITED. THIS WORK IS THE EXCLUSIVE PROPERTY OF SONNY'S ENTERPRISES INC. ALL RIGHTS RESERVED.

**CWP-06370-B11-RAINFOREST-HATT.**

SCALE: 3/32"=1' LOCATION: LA

Sheet	Rev.
E.7	-A-

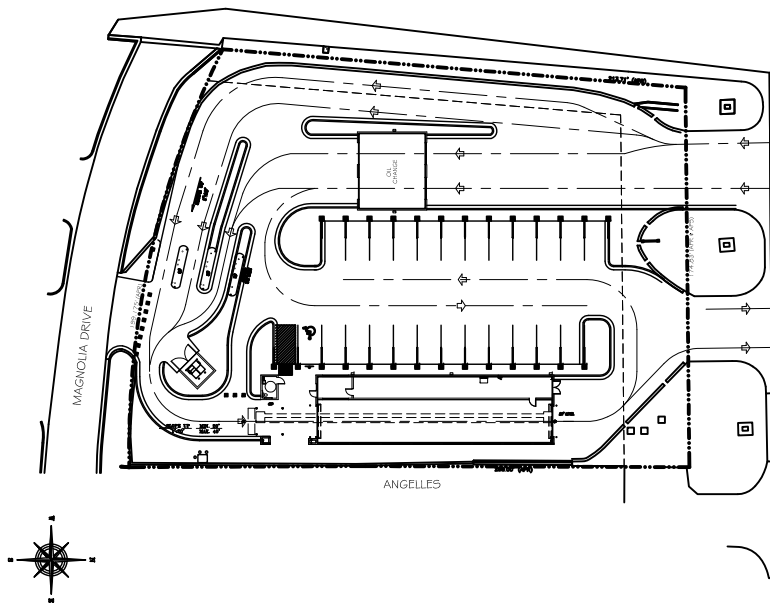
TIMING DIMENSIONS



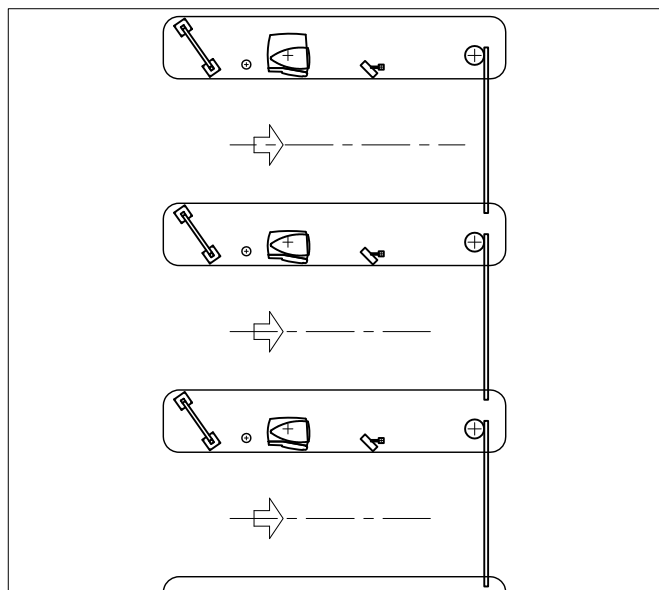
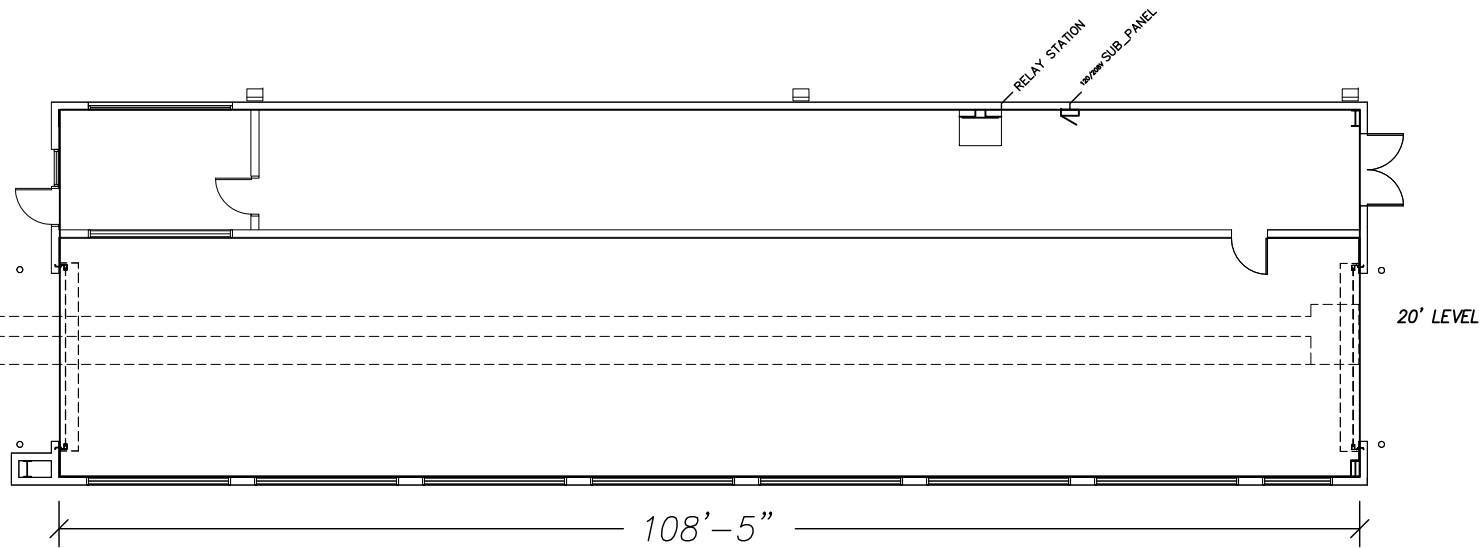
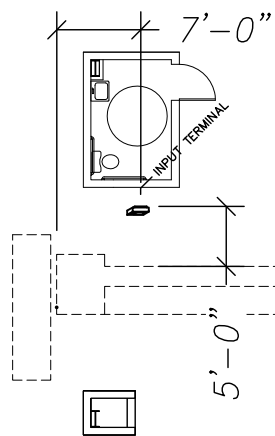
© 2013 SONNY'S ENTERPRISES, INC. 5605 Hiatus Road, Tamarac, FL. 33321 USA. TEL. 800-327-8723

DATE:	11.06.06
REVISION DATE:	07.22.13
CREATED BY:	LV
REVISED BY:	JCH
CHECKED BY:	Luis V.





U.S. HIGHWAY 96 (EAST BOUND LANE)



NOT FOR CONSTRUCTION UNTIL APPROVED BELOW.

APPROVED BY. \_\_\_\_\_

DATE \_\_\_\_\_

**DISCLAIMER**  
ALTHOUGH BUILDING CODES HAVE BEEN CONSIDERED IN DEVELOPING THIS DRAWING, VERIFICATION OF SITE SPECIFIC CONDITIONS AND COMPLIANCE WITH FEDERAL, STATE AND LOCAL BUILDING CODES IS THE EXCLUSIVE RESPONSIBILITY OF THE CUSTOMER AND/OR ARCHITECT AND ENGINEER. THESE DRAWINGS REFLECT REQUIREMENTS FOR SONNY'S FURNISHED EQUIPMENT ONLY UNLESS OTHERWISE NOTED. PLEASE REFER TO OTHER MANUFACTURERS, IF ANY, FOR THEIR EQUIPMENT REQUIREMENTS.

**CONFIDENTIAL WARNING:**  
THIS SHEET CONTAINS AND CONSTITUTES CONFIDENTIAL INFORMATION, IMAGES AND TRADE SECRETS OF SONNY'S ENTERPRISES INC. ANY UNAUTHORIZED USE OR DISCLOSURE OF ANY OR PORTION THEREOF, IS STRICTLY PROHIBITED. THIS WORK IS THE EXCLUSIVE PROPERTY OF SONNY'S ENTERPRISES INC. ALL RIGHTS RESERVED.

**CWP-06370-B11-RAINFOREST-HATT.**

SCALE: N.T.S.

LOCATION: LA

Sheet Rev.

G.2 -A-

POS ELECTRICAL LAYOUT; GC



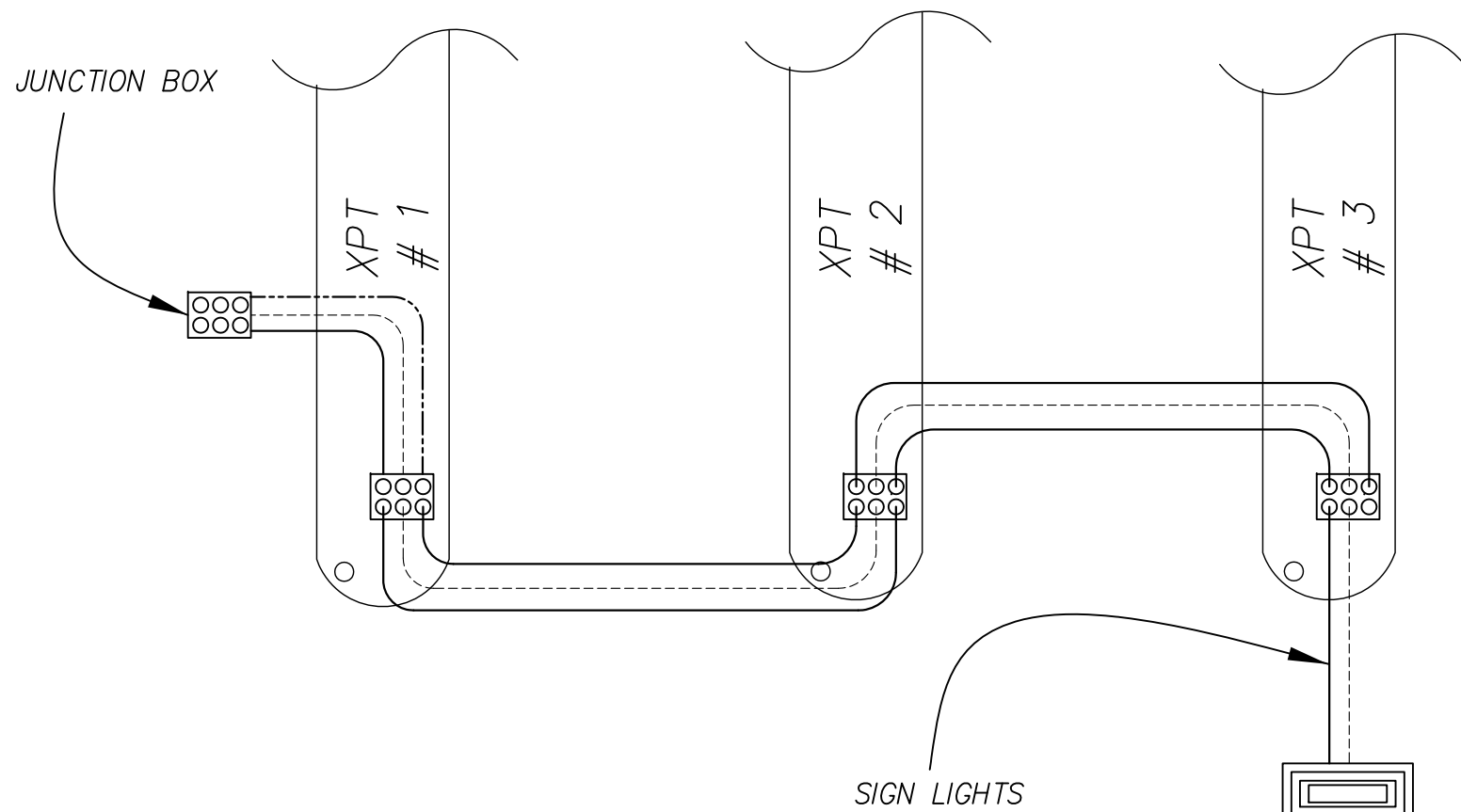
© 2013 SONNY'S ENTERPRISES, INC. 5605 Hiatus Road, Tamarac, FL. 33321 USA. TEL. 800-327-8723

http://www.SonnysDirect.com

DATE:	11.06.06
REVISION DATE:	07.22.13
CREATED BY:	LV
REVISED BY:	JCH
CHECKED BY:	Luis V.

# GENERIC CARWASH

## 3-XPT LIGHTS AND CAMERA CONDUITS LAYOUT



1" CONDUIT TYP.

POWER CONDUITS TO ISLAND SIGN \_\_\_\_\_

VIDEO CONDUITS - - - - -

SPARE CONDUITS . . . . .

NOT FOR CONSTRUCTION UNTIL APPROVED BELOW.

APPROVED BY. \_\_\_\_\_ DATE \_\_\_\_\_

DATE:	11.06.06
REVISION DATE:	07.22.13
CREATED BY:	LV
REVISED BY:	JCH
CHECKED BY:	Luis V.



CONDUIT DETAIL LAYOUT

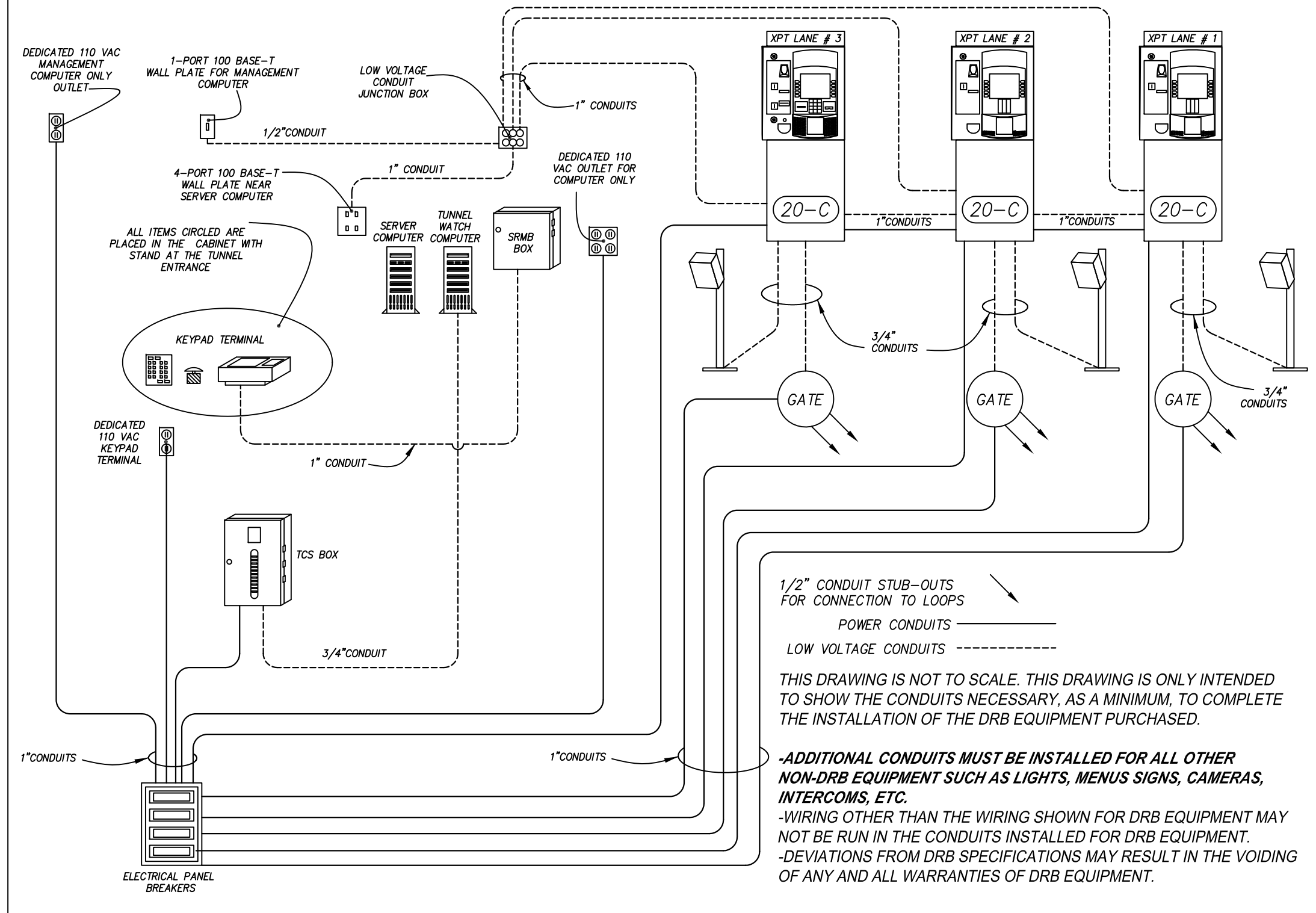
© 2013 SONNNY'S ENTERPRISES, INC. 5605 Hiatus Road, Tamarac, FL. 33321 USA. TEL.800-327-8723

**DISCLAIMER**  
ALTHOUGH BUILDING CODES HAVE BEEN CONSIDERED IN DEVELOPING THIS DRAWING, VERIFICATION OF SITE SPECIFIC CONDITIONS AND COMPLIANCE WITH FEDERAL, STATE AND LOCAL BUILDING CODES IS THE EXCLUSIVE RESPONSIBILITY OF THE CUSTOMER AND/OR ARCHITECT AND ENGINEER. THESE DRAWINGS REFLECT REQUIREMENTS FOR SONNNY'S FURNISHED EQUIPMENT ONLY UNLESS OTHERWISE NOTED. PLEASE REFER TO OTHER MANUFACTURERS, IF ANY, FOR THEIR EQUIPMENT REQUIREMENTS.

**CONFIDENTIAL WARNING:**  
THIS SHEET CONTAINS AND CONSTITUTES CONFIDENTIAL INFORMATION, IMAGES AND TRADE SECRETS OF SONNNY'S ENTERPRISES INC. ANY UNAUTHORIZED USE OR DISCLOSURE OF ANY OR PORTION THEREOF, IS STRICTLY PROHIBITED. THIS WORK IS THE EXCLUSIVE PROPERTY OF SONNNY'S ENTERPRISES INC. ALL RIGHTS RESERVED.

<b>CWP-06370-B11-RAINFOREST-HATT.</b>		Sheet	Rev.
SCALE: N.T.S.	LOCATION: LA	G.3	-A-

# GENERIC CARWASH 3-XPT OUTPUTS CONDUIT LAYOUT



1/2" CONDUIT STUB-OUTS FOR CONNECTION TO LOOPS  
 POWER CONDUITS ———  
 LOW VOLTAGE CONDUITS - - - - -

THIS DRAWING IS NOT TO SCALE. THIS DRAWING IS ONLY INTENDED TO SHOW THE CONDUITS NECESSARY, AS A MINIMUM, TO COMPLETE THE INSTALLATION OF THE DRB EQUIPMENT PURCHASED.

- ADDITIONAL CONDUITS MUST BE INSTALLED FOR ALL OTHER NON-DRB EQUIPMENT SUCH AS LIGHTS, MENUS SIGNS, CAMERAS, INTERCOMS, ETC.
- WIRING OTHER THAN THE WIRING SHOWN FOR DRB EQUIPMENT MAY NOT BE RUN IN THE CONDUITS INSTALLED FOR DRB EQUIPMENT.
- DEVIATIONS FROM DRB SPECIFICATIONS MAY RESULT IN THE VOIDING OF ANY AND ALL WARRANTIES OF DRB EQUIPMENT.

**DISCLAIMER**  
 ALTHOUGH BUILDING CODES HAVE BEEN CONSIDERED IN DEVELOPING THIS DRAWING, VERIFICATION OF SITE SPECIFIC CONDITIONS AND COMPLIANCE WITH FEDERAL, STATE AND LOCAL BUILDING CODES IS THE EXCLUSIVE RESPONSIBILITY OF THE CUSTOMER AND/OR ARCHITECT AND ENGINEER. THESE DRAWINGS REFLECT REQUIREMENTS FOR SONNY'S FURNISHED EQUIPMENT ONLY UNLESS OTHERWISE NOTED. PLEASE REFER TO OTHER MANUFACTURERS, IF ANY, FOR THEIR EQUIPMENT REQUIREMENTS.

**CONFIDENTIAL WARNING:**  
 THIS SHEET CONTAINS AND CONSTITUTES CONFIDENTIAL INFORMATION, IMAGES AND TRADE SECRETS OF SONNY'S ENTERPRISES INC. ANY UNAUTHORIZED USE OR DISCLOSURE OF ANY OR PORTION THEREOF, IS STRICTLY PROHIBITED. THIS WORK IS THE EXCLUSIVE PROPERTY OF SONNY'S ENTERPRISES INC. ALL RIGHTS RESERVED.

CWP-06370-B11-RAINFOREST-HATT.

SCALE: N.T.S.      LOCATION: LA

Sheet	Rev.
G.4	-A-

DATE:	11.06.06
REVISION DATE:	07.22.13
CREATED BY:	LV
REVISED BY:	JCH
CHECKED BY:	Luis V.

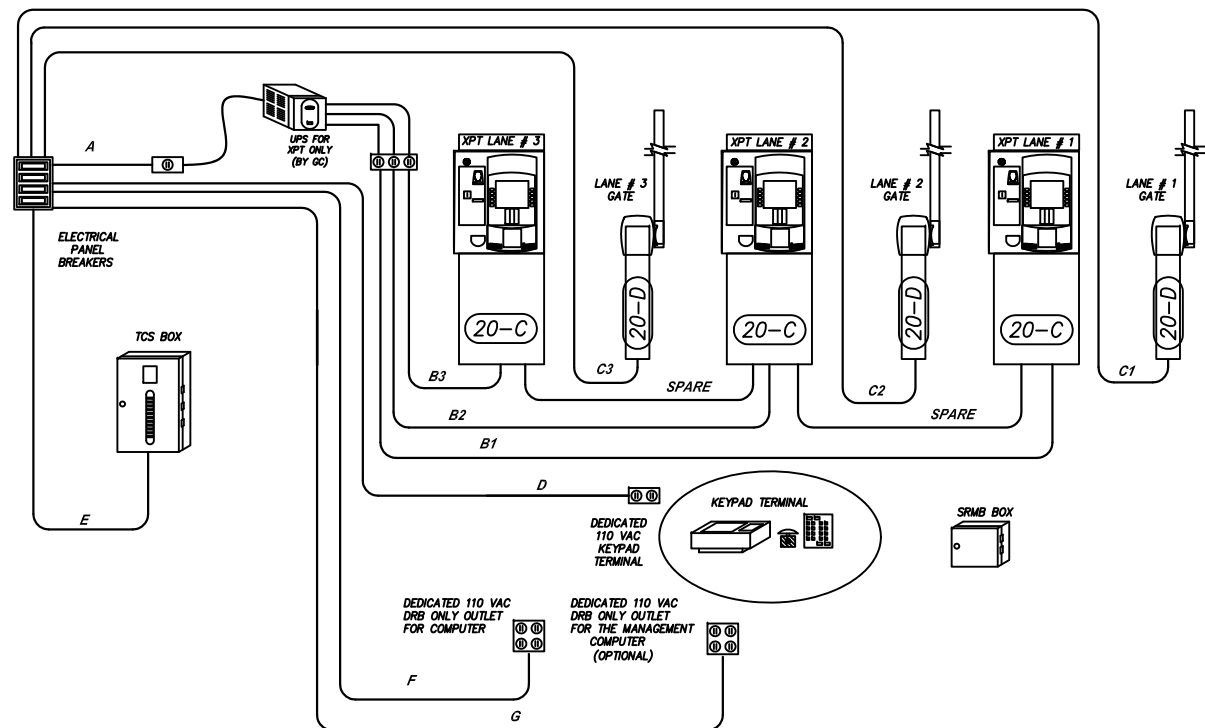
SONNY'S

THE CAR WASH FACTORY

http://www.SonnysDirect.com

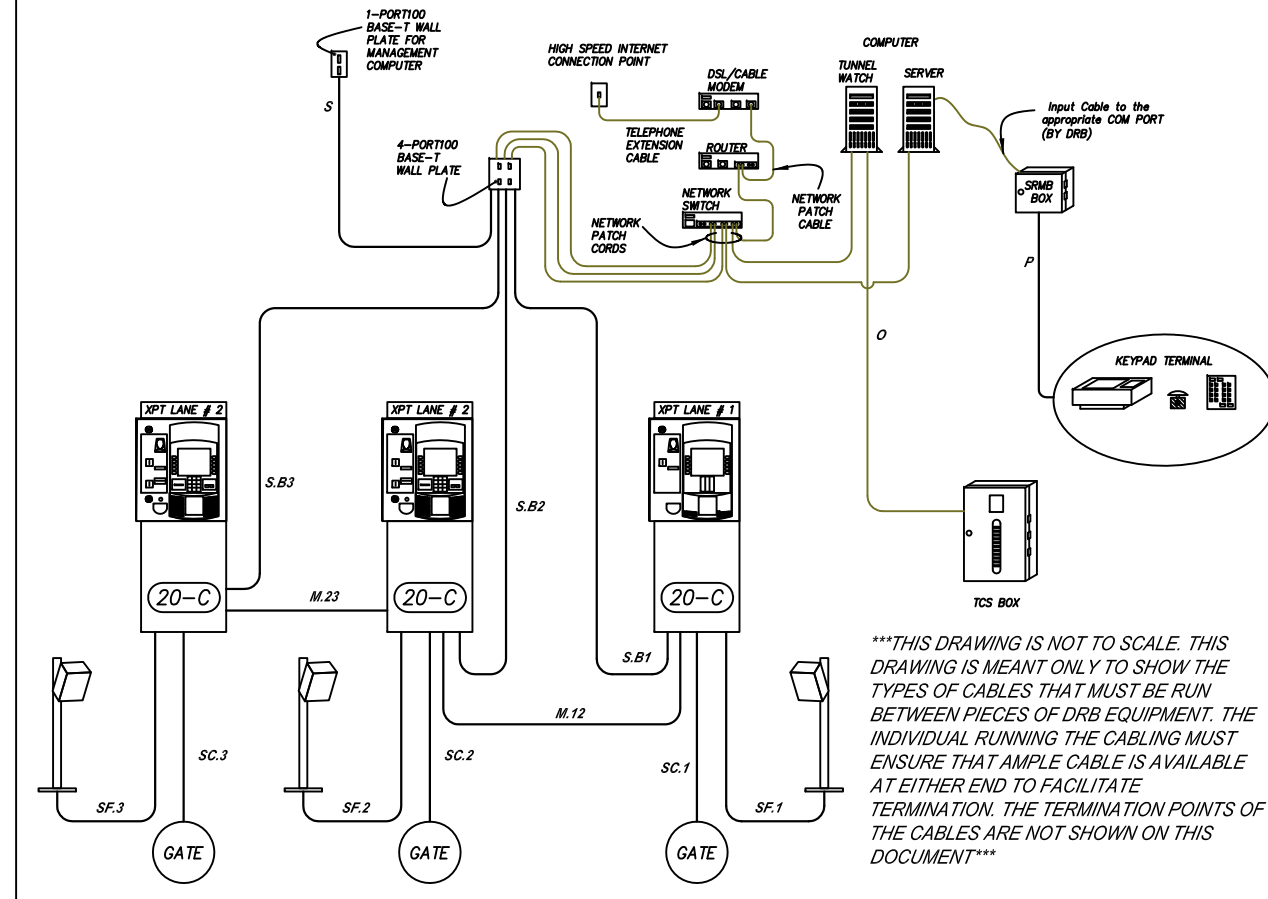
NETWORK LAYOUT  
 © 2013 SONNY'S ENTERPRISES, INC. 5605 Hiatus Road, Tamarac, FL. 33321 USA. TEL.800-327-8723

**GENERIC CARWASH**  
**3-XPT OUTPUTS POWER LAYOUT**



\*\*\*THIS DRAWING IS NOT TO SCALE. THIS DRAWING IS MEANT ONLY TO SHOW THE TYPES OF WIRING THAT MUST BE RUN BETWEEN PIECES OF DRB EQUIPMENT. THE INDIVIDUAL RUNNING THE WIRING MUST ENSURE THAT AMPLE WIRE IS AVAILABLE AT EITHER END TO FACILITATE TERMINATION. THE TERMINATION POINTS OF THE WIRES ARE NOT SHOWN ON THIS DOCUMENT\*\*\*

**GENERIC CARWASH**  
**3-XPT OUTPUTS NETWORK, COMM & CONTROL LAYOUT**



\*\*\*THIS DRAWING IS NOT TO SCALE. THIS DRAWING IS MEANT ONLY TO SHOW THE TYPES OF CABLES THAT MUST BE RUN BETWEEN PIECES OF DRB EQUIPMENT. THE INDIVIDUAL RUNNING THE CABLING MUST ENSURE THAT AMPLE CABLE IS AVAILABLE AT EITHER END TO FACILITATE TERMINATION. THE TERMINATION POINTS OF THE CABLES ARE NOT SHOWN ON THIS DOCUMENT\*\*\*

**DISCLAIMER**  
ALTHOUGH BUILDING CODES HAVE BEEN CONSIDERED IN DEVELOPING THIS DRAWING, VERIFICATION OF SITE SPECIFIC CONDITIONS AND COMPLIANCE WITH FEDERAL, STATE AND LOCAL BUILDING CODES IS THE EXCLUSIVE RESPONSIBILITY OF THE CUSTOMER AND/OR ARCHITECT AND ENGINEER. THESE DRAWINGS REFLECT REQUIREMENTS FOR SONNY'S FURNISHED EQUIPMENT ONLY UNLESS OTHERWISE NOTED. PLEASE REFER TO OTHER MANUFACTURERS, IF ANY, FOR THEIR EQUIPMENT REQUIREMENTS.

**CONFIDENTIAL WARNING:**  
THIS SHEET CONTAINS AND CONSTITUTES CONFIDENTIAL INFORMATION, IMAGES AND TRADE SECRETS OF SONNY'S ENTERPRISES INC. ANY UNAUTHORIZED USE OR DISCLOSURE OF ANY OR PORTION THEREOF, IS STRICTLY PROHIBITED. THIS WORK IS THE EXCLUSIVE PROPERTY OF SONNY'S ENTERPRISES INC. ALL RIGHTS RESERVED.

**CWP-06370-B11-RAINFOREST-HATT.**

SCALE: N.T.S.

LOCATION: LA

Sheet Rev.  
G.5 -A-

POS LAYOUT

© 2013 SONNY'S ENTERPRISES, INC. 5605 Hiatus Road, Tamarac, FL. 33321 USA. TEL. 800-327-8723

**SONNY'S**  
THE CAR WASH FACTORY

http://www.SonnysDirect.com

DATE: 11.06.06  
REVISION DATE: 07.22.13  
CREATED BY: LV  
REVISED BY: JCH  
CHECKED BY: Luis V.

GENERIC CAR WASH POWER WIRE SCHEDULE  
3-XPT OUTPUTS

IDENTIFIER	WIRE TYPE	PROVIDED BY	TERMINATION LOCATIONS	TERMINATED BY
A	12/3 GA. THHN	GC	FROM SITE ELECTRICAL PANEL BREAKER TO UPS (110 VAC)	GC
B1	14/3 SHIELDED	GC	FROM UPS TO LANE # 1 XPT (110 VAC)	GC
B2	14/3 SHIELDED	GC	FROM UPS TO LANE # 2 XPT (110 VAC)	GC
B3	14/3 SHIELDED	GC	FROM UPS TO LANE # 3 XPT (110 VAC)	GC
C1	14/3 GA. THHN	GC	FROM SITE ELECTRICAL PANEL BREAKER TO LANE # 1 GATE (110 VAC)	GC
C2	14/3 GA. THHN	GC	FROM SITE ELECTRICAL PANEL BREAKER TO LANE # 2 GATE (110 VAC)	GC
C3	14/3 GA. THHN	GC	FROM SITE ELECTRICAL PANEL BREAKER TO LANE # 3 GATE (110 VAC)	GC
D	14/3 GA. THHN	GC	FROM ELECTRICAL PANEL BREAKER TO KEYPAD TERMINAL (110 VAC)	GC
E	14/3 SHIELDED	GC	FROM SITE ELECTRICAL PANEL BREAKER TO TCS RELAY BOX (110 VAC)	GC
F	14/3 SHIELDED	GC	FROM SITE ELECTRICAL PANEL BREAKER TO COMPUTER OUTLET (110 VAC)	GC
G	14/3 SHIELDED	GC	FROM SITE ELECTRICAL PANEL BREAKER TO MANAGEMENT COMPUTER (110 VAC)	GC

NOTE: ALL WIRING FOR DRB EQUIPMENT TO BE RUN BY AN ELECTRICAL CONTRACTOR AND MUST BE HOME-RUNNED FROM POINT TO POINT. SPLICING OF WIRES IS NOT ALLOWED.

GENERIC CAR WASH LOW VOLTAGE SCHEDULE  
3-XPT OUTPUTS

IDENTIFIER	WIRE TYPE	PROVIDED BY	TERMINATION LOCATIONS	TERMINATED BY
P	RS422 SHIELDED	GC	FROM SRMB BOX TO KEYPAD TERMINAL	GC
O	RS422 SHIELDED	GC	FROM TUNNEL WATCH COMPUTER TO TCS RELAY BOX	GC
M.12	22/4 SHIELDED	GC	FROM LANE # 1 XPT TO LANE # 2 XPT "MERGE LOOP REDUNDANCY "	GC
M.23	22/4 SHIELDED	GC	FROM LANE # 2 XPT TO LANE # 3 XPT "MERGE LOOP REDUNDANCY "	GC
S	CAT 5E SHIELDED	GC	FROM 4-PORT, 100 BASE-T WALL PLATE TO 1-PORT, 100 BASE-T WALL PLATE FOR MANAGEMENT COMPUTER	GC
SB.1	CAT 5E SHIELDED	GC	FROM 4-PORT, 100 BASE-T WALL PLATE TO LANE # 1 XPT	GC
SB.2	CAT 5E SHIELDED	GC	FROM 4-PORT, 100 BASE-T WALL PLATE TO LANE # 2 XPT	GC
SB.3	CAT 5E SHIELDED	GC	FROM 4-PORT, 100 BASE-T WALL PLATE TO LANE # 3 XPT	GC
SC.1	20/4 SHIELDED	GC	FROM LANE # 1 XPT TO LANE # 1 GATE	GC
SC.2	20/4 SHIELDED	GC	FROM LANE # 2 XPT TO LANE # 2 GATE	GC
SC.3	20/4 SHIELDED	GC	FROM LANE # 3 XPT TO LANE # 3 GATE	GC
SF.1	RS422 SHIELDED	GC	FROM XPT CONTROL BOX TO LANE # 1 FASTPASS	GC
SF.2	RS422 SHIELDED	GC	FROM XPT CONTROL BOX TO LANE # 2 FASTPASS	GC
SF.3	RS422 SHIELDED	GC	FROM XPT CONTROL BOX TO LANE # 3 FASTPASS	GC

NOTE: ALL WIRING FOR DRB EQUIPMENT TO BE RUN BY AN ELECTRICAL CONTRACTOR AND MUST BE HOME-RUNNED FROM POINT TO POINT. SPLICING OF WIRES IS NOT ALLOWED.

**DISCLAIMER**  
ALTHOUGH BUILDING CODES HAVE BEEN CONSIDERED IN DEVELOPING THIS DRAWING, VERIFICATION OF SITE SPECIFIC CONDITIONS AND COMPLIANCE WITH FEDERAL, STATE AND LOCAL BUILDING CODES IS THE EXCLUSIVE RESPONSIBILITY OF THE CUSTOMER AND/OR ARCHITECT AND ENGINEER. THESE DRAWINGS REFLECT REQUIREMENTS FOR SONNY'S FURNISHED EQUIPMENT ONLY UNLESS OTHERWISE NOTED. PLEASE REFER TO OTHER MANUFACTURERS, IF ANY, FOR THEIR EQUIPMENT REQUIREMENTS.

**CONFIDENTIAL WARNING:**  
THIS SHEET CONTAINS AND CONSTITUTES CONFIDENTIAL INFORMATION, IMAGES AND TRADE SECRETS OF SONNY'S ENTERPRISES INC. ANY UNAUTHORIZED USE OR DISCLOSURE OF ANY OR PORTION THEREOF, IS STRICTLY PROHIBITED. THIS WORK IS THE EXCLUSIVE PROPERTY OF SONNY'S ENTERPRISES INC. ALL RIGHTS RESERVED.

**CWP-06370-B11-RAINFOREST-HATT.**

SCALE: N.T.S.

LOCATION: LA

Sheet	Rev.
G.6	-A-

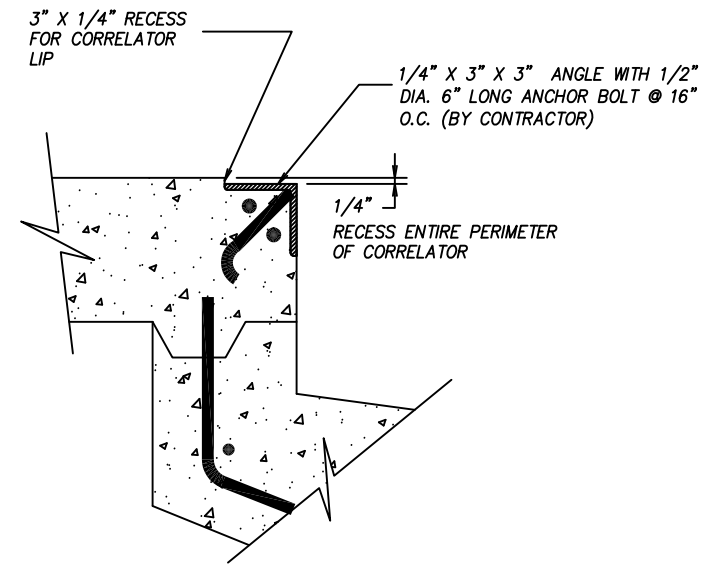
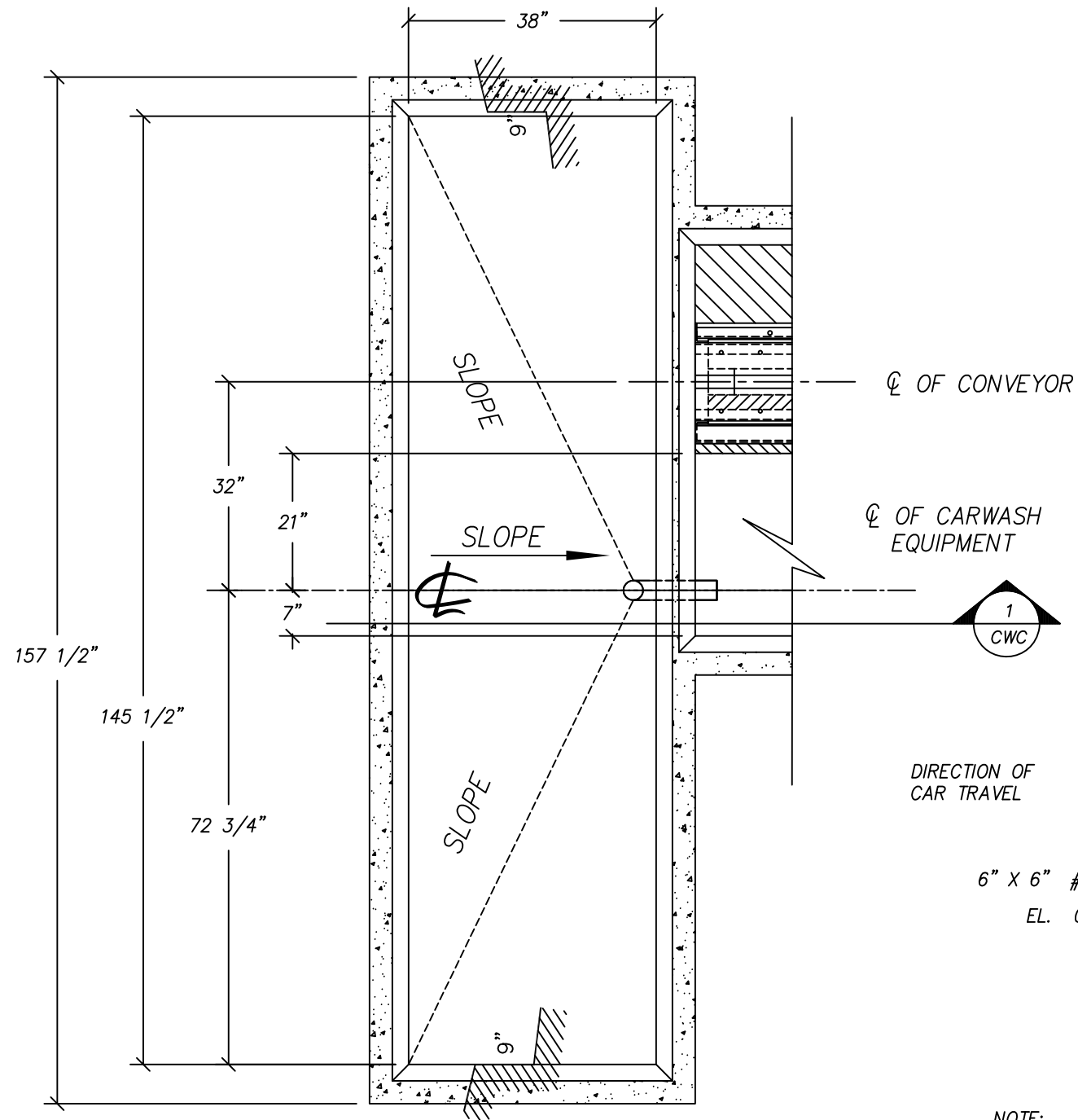
SCHEDULE LAYOUT



http://www.SonnysDirect.com

© 2013 SONNY'S ENTERPRISES, INC. 5605 Hiatus Road, Tamarac, FL. 33321 USA. TEL.800-327-8723

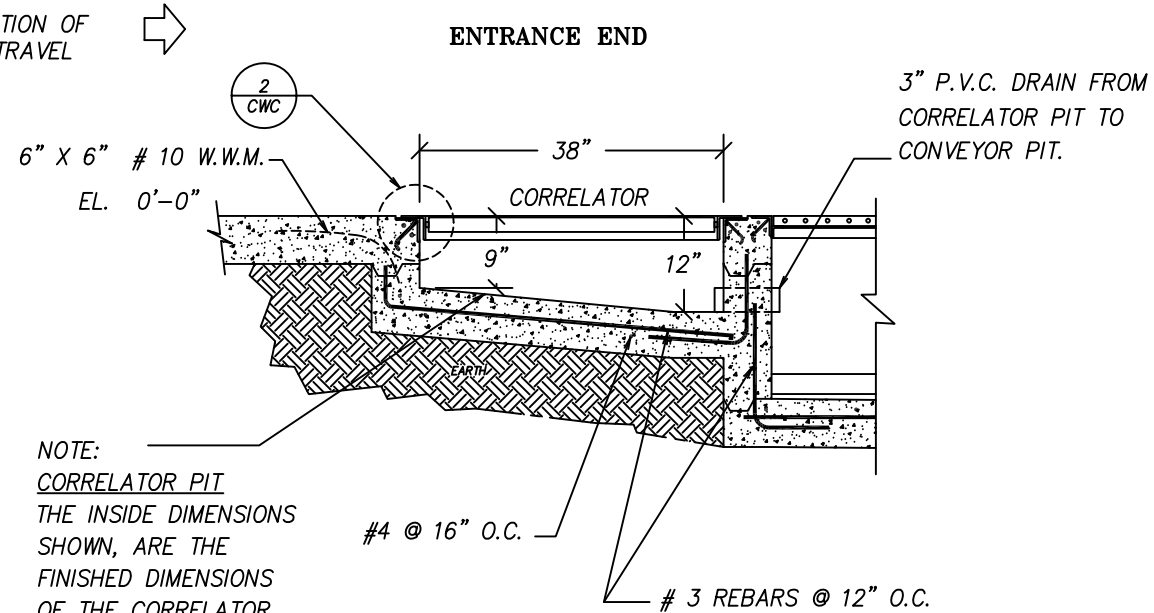
DATE:	11.06.06
REVISION DATE:	07.22.13
CREATED BY:	LV
REVISED BY:	JCH
CHECKED BY:	Luis V.



**DETAIL**  
**CORRELATOR LIP ANGLE**

SCALE: N.T.S.

DIRECTION OF CAR TRAVEL →



NOTE:  
CORRELATOR PIT  
THE INSIDE DIMENSIONS  
SHOWN, ARE THE  
FINISHED DIMENSIONS  
OF THE CORRELATOR  
PIT.

**SECTION THRU CORRELATOR**

NOT FOR CONSTRUCTION UNTIL APPROVED BELOW.

APPROVED BY: \_\_\_\_\_

DATE: \_\_\_\_\_

**DISCLAIMER**  
ALTHOUGH BUILDING CODES HAVE BEEN CONSIDERED IN DEVELOPING THIS DRAWING, VERIFICATION OF SITE SPECIFIC CONDITIONS AND COMPLIANCE WITH FEDERAL, STATE AND LOCAL BUILDING CODES IS THE EXCLUSIVE RESPONSIBILITY OF THE CUSTOMER AND/OR ARCHITECT AND ENGINEER. THESE DRAWINGS REFLECT REQUIREMENTS FOR SONNY'S FURNISHED EQUIPMENT ONLY UNLESS OTHERWISE NOTED. PLEASE REFER TO OTHER MANUFACTURERS, IF ANY, FOR THEIR EQUIPMENT REQUIREMENTS.

**CONFIDENTIAL WARNING:**  
THIS SHEET CONTAINS AND CONSTITUTES CONFIDENTIAL INFORMATION, IMAGES AND TRADE SECRETS OF SONNY'S ENTERPRISES INC. ANY UNAUTHORIZED USE OR DISCLOSURE OF ANY OR PORTION THEREOF, IS STRICTLY PROHIBITED. THIS WORK IS THE EXCLUSIVE PROPERTY OF SONNY'S ENTERPRISES INC. ALL RIGHTS RESERVED.

**CWC-06370-B11-RAINFOREST-HATT.**

SCALE: 1/2"=1'

Sheet	Rev.
C.1	-A-

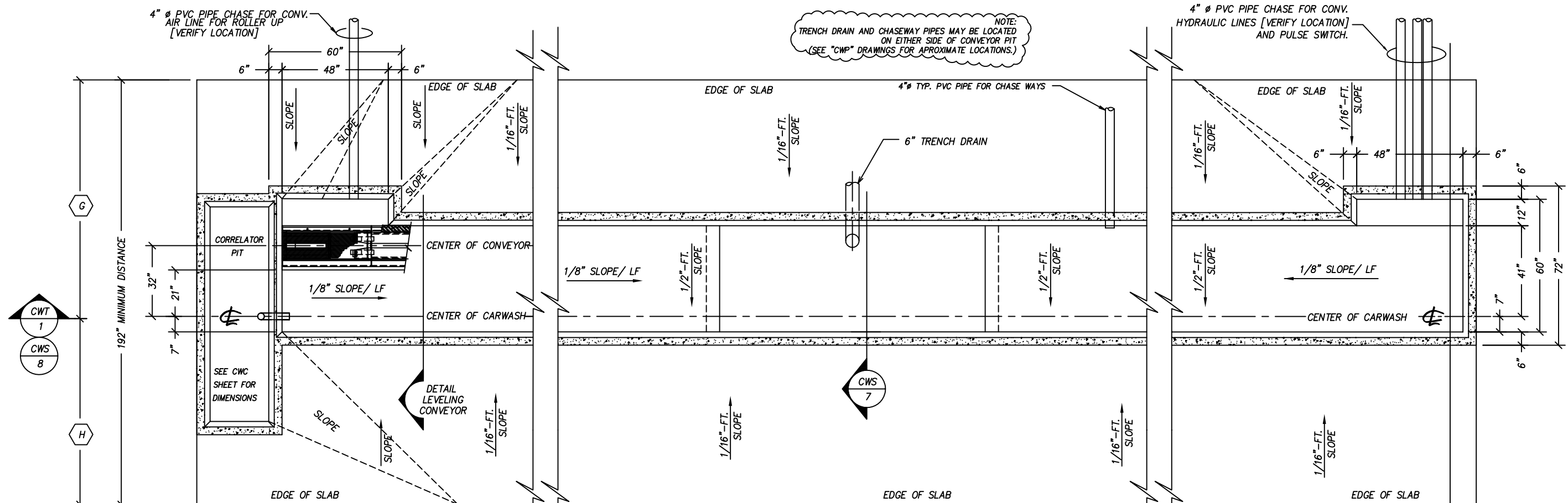
CORRELATOR PLAN VIEW; GC  
CORRELATOR PIT DESIGN  
GENERIC 12X3 (12-11)

**SONNY'S**  
THE CAR WASH FACTORY

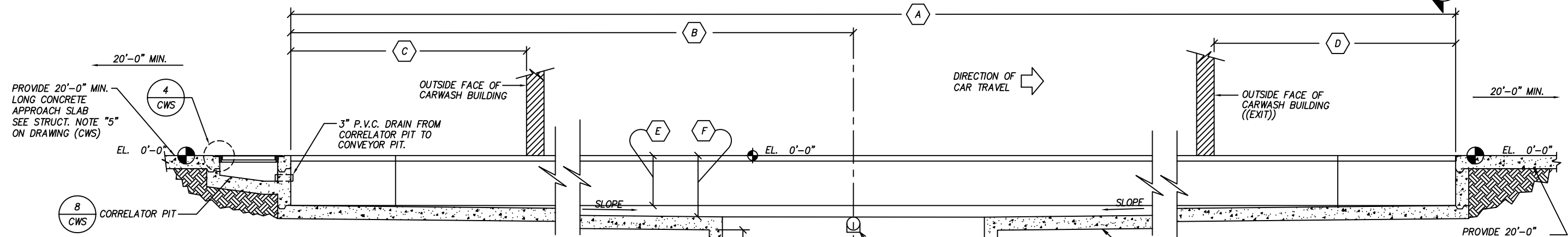
http://www.SonnysDirect.com

© 2013 SONNY'S ENTERPRISES, INC. | 5605 Hiatus Road, Tamarac, FL. 33321 USA. TEL.800-327-8723

DATE:	11.06.06
REVISION DATE:	07.22.13
CREATED BY:	LV
REVISED BY:	JCH
CHECKED BY:	Luis V.



**TRENCH PLAN**



**TRENCH ELEVATION**

DIMENSION LEGEND		
TAG	DESCRIPTION	DIMENSION
A	TRENCH CONVEYOR PIT LENGTH	135'-0"
B	DRAIN LOCATION ENTRANCE CENTER OF TRASH PIT	68'-0"
C	TRENCH PIT OUTSIDE BUILDING (ENTRANCE)	27'-7"
D	TRENCH PIT OUTSIDE BUILDING (EXIT)	N/A
E	CONVEYOR SHELF DEPTH FRONT-W-PULL.=22" REAR-W-PUSH.=20"	19'-3/4"
F	MAX DEPTH OF TRENCH	32"
G	CENTERLINE OF EQUIPMENT TO DRIVERS SIDE WALL.	10'-0"
H	CENTERLINE OF EQUIPMENT TO PASSENGER SIDE WALL.	10'-0"

**NOTE:**  
 - THE FINISHED FLOOR SHOULD BE LEVEL FROM ENTRANCE TO EXIT, HOWEVER, A 1" RISE EVERY 50 FT IS PERMISSIBLE WITH A MAXIMUM 2" RISE OVER THE ENTIRE LENGTH.  
 - SEE TYPICAL TRENCH SECTION FOR REQUIRED CONSTRUCTION TOLERANCES FOR TRENCH CONSTRUCTION.

THE PROJECT ARCHITECT OR ENGINEER OF RECORD SHALL COMPARE THE ELEVATION OF THE LEVEL AREA OF THE CONVEYOR PIT WITH THE ELEVATION OF THE RECLAMATION TANK AND SEWER INVERT FOR POSITIVE GRAVITY DRAINAGE. THE RECOMMENDED MINIMUM SLOP OF 1/8" PER FOOT FROM THE TRENCH TO THE RECLAMATION TANK AND ON TO THE SEWER INVERT MUST BE VERIFIED. IF POSITIVE DRAINAGE IS NOT POSSIBLE, THEN A LIFT STATION MUST BE DESIGNED.

NOT FOR CONSTRUCTION UNTIL APPROVED BELOW.  
 APPROVED BY: \_\_\_\_\_ DATE \_\_\_\_\_

**DISCLAIMER**  
 ALTHOUGH BUILDING CODES HAVE BEEN CONSIDERED IN DEVELOPING THIS DRAWING, VERIFICATION OF SITE SPECIFIC CONDITIONS AND COMPLIANCE WITH FEDERAL, STATE AND LOCAL BUILDING CODES IS THE EXCLUSIVE RESPONSIBILITY OF THE CUSTOMER AND/OR ARCHITECT AND ENGINEER. THESE DRAWINGS REFLECT REQUIREMENTS FOR SONNY'S FURNISHED EQUIPMENT ONLY UNLESS OTHERWISE NOTED. PLEASE REFER TO OTHER MANUFACTURERS, IF ANY, FOR THEIR EQUIPMENT REQUIREMENTS.

**CONFIDENTIAL WARNING:**  
 THIS SHEET CONTAINS AND CONSTITUTES CONFIDENTIAL INFORMATION, IMAGES AND TRADE SECRETS OF SONNY'S ENTERPRISES INC. ANY UNAUTHORIZED USE OR DISCLOSURE OF ANY OR PORTION THEREOF, IS STRICTLY PROHIBITED. THIS WORK IS THE EXCLUSIVE PROPERTY OF SONNY'S ENTERPRISES INC. ALL RIGHTS RESERVED.

**CWT-06370-B11-RAINFOREST-HATT.**  
 SCALE: 1/4"=1'  
 Sheet T.1 Rev. -A-

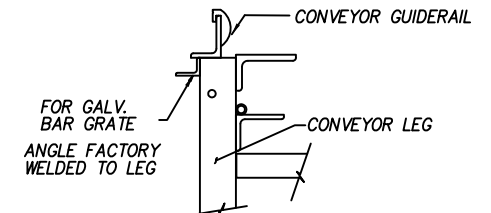
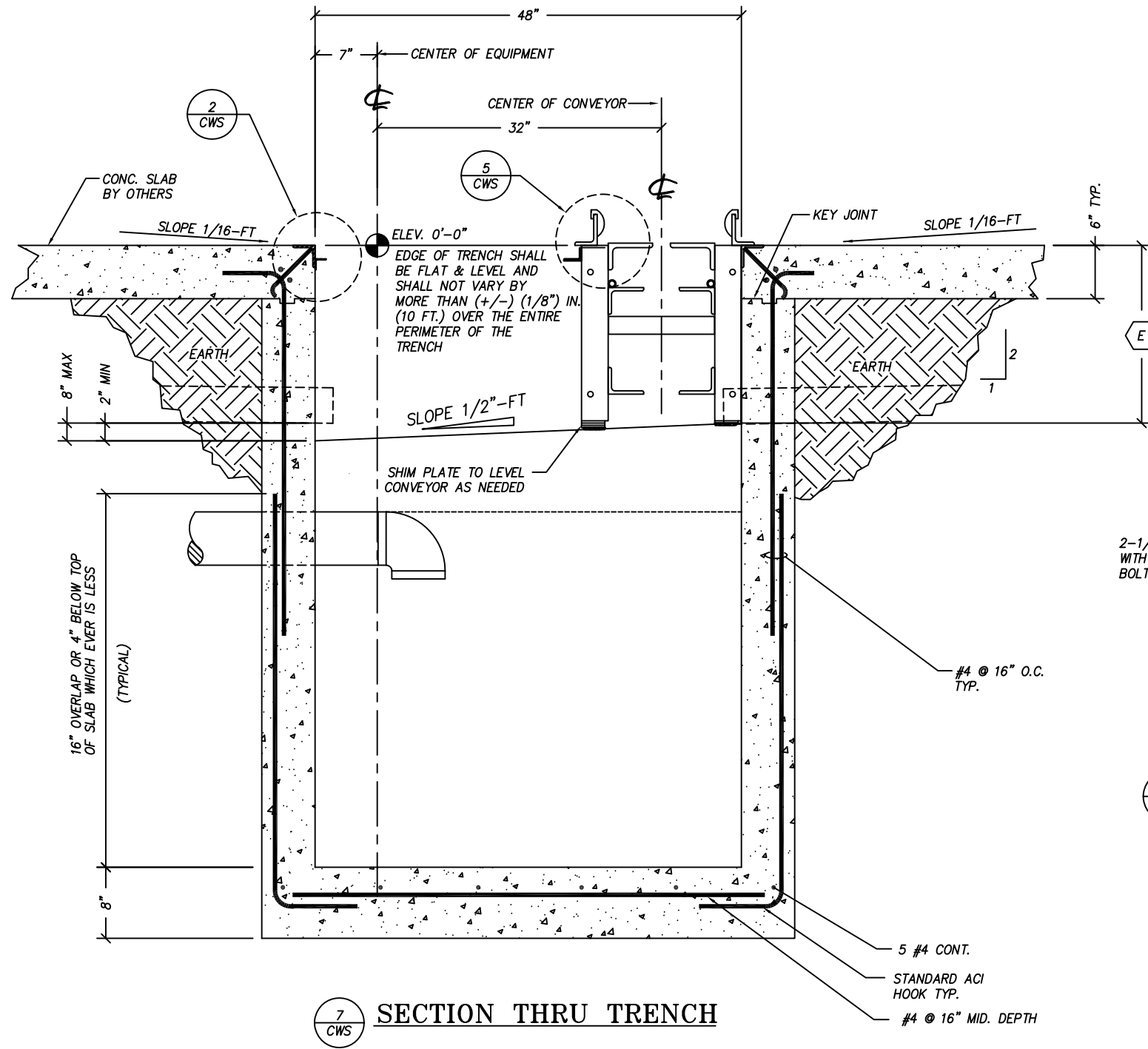
**SONNY'S THE CAR WASH FACTORY**  
<http://www.SonnysDirect.com>  
 5605 Hiatus Road, Tamarac, FL 33321 USA. TEL.800-327-8723

CONVEYOR TRENCH PLAN VIEW  
 CONVEYOR PIT DESIGN NO DAM W/TRASH PIT  
 GENERIC (12-11)

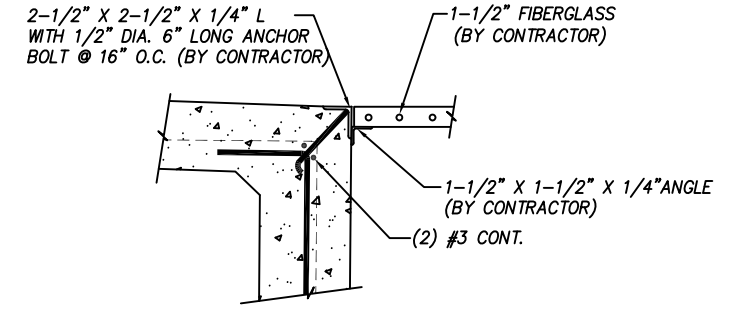
DATE:	11.06.16
REVISION DATE:	07.22.13
CREATED BY:	LV
REVISED BY:	JCH
CHECKED BY:	Luis V.

**STRUCTURAL NOTES**

- DESIGN: Dimensions and tolerance shown are required for proper installation of car wash equipment. Structure shown is suggested construction. The Architect and/or Engineer of record shall verify that the structure shown is appropriate for this particular project and shall alter/modify design as required to satisfy the requirements of the project.
- SOIL: Design shown assumes that the soil conditions at the site are satisfactory and have adequate bearing capacity for the loads to be imposed, with minimal differential settlement of the trench, slab, and car wash structures. If it is found that the soil on the site contains organics, and can not be sufficiently compacted or has other deleterious properties, the trench shall be redesigned for support on a piling foundation. The Architect and/or Engineer of record shall verify the soil conditions at the site.
- CONVEYOR TRENCH CONSTRUCTION: Excavate trench to a point at or just below the bottom of trench slab shown. Slope excavation to match slope of trench. Compact soil under trench in accordance with soil Engineer's recommendation. Form and pour trench bottom slab coordinating placement of vert. reinf. with placement of block so that vert. reinf. is centered in the block cells. Lay block and fill cells and tie columns with concrete to a point just below the slab over pour shown. After adequate curing time, back fill and compact clean soil behind trench walls in accordance with soils Engineer's direction. Complete trench by forming and pouring conveyor shelf, corelator pit bottom, and surrounding slab.
- SLAB FINISHES: All car wash vehicular slabs shall be finished with rough non-skid surface (Broom Finish). Brush lines in the finish shall be parallel to the direction of slope.
- APPROACH & EXIT SLABS: Concrete approach and exit slabs extending a minimum of 20 feet from either end of the trench are required. These slabs shall be aligned with and level along the direction of travel through the car wash. Slight sloping of the slabs perpendicular to the direction of travel to allow drainage is acceptable.
- CONCRETE STRENGTH: All concrete shall be normal weight unless noted otherwise and shall attain a 28 day compressive strength of  $f_c = 3000$  psi.
- MIXES: All concrete mixes shall be designed by the supplier to meet the requirements set forth herein.
- SLUMP: Unless noted or approved otherwise, the maximum slump allowable for concrete shall be four (4) inches. If higher slump is desired to increase workability, the Contractor should consult with the concrete supplier about using a concrete additive that will increase slump without increasing the water cement ratio of the concrete. The Contractor shall verify that any concrete additives shall not have any detrimental effects on embedded items, finishes indicated on the plans or likely future finishes.
- VIBRATION: All cast in place concrete shall be consolidated by means of mechanical vibrators. The Contractor shall use properly trained personnel to assure that the concrete is not over or under vibrated, resulting in over or under consolidation of the concrete.
- FINISHING: Finishing of concrete shall be in accordance with ACI 301 (Latest Edition).
- CURING: Beginning immediately after placement, concrete shall be protected from premature drying, excessively hot or cold temperatures, and mechanical injury, and shall be maintained with minimal moisture loss at a relatively constant temperature for the period necessary for hydration of the cement and hardening of the concrete. The materials and methods of curing shall conform to ACI 301.
- REINFORCING STEEL STRENGTH: All conventional reinforcing steel shall have a minimum yield strength of 60,000 psi and shall conform to ASTM designation A-615 Grade 60.
- STRENGTH OF MASONRY UNITS: All hollow concrete masonry units shall be grade N-1 normal weight units that conform to the "Standard Specifications for Hollow Load Bearing Concrete Masonry Units" ASTM C-90 (Latest Edition). The minimum compressive strength of the hollow concrete masonry units at 28 days shall be 2500 psi (net area) with a minimum compressive strength of the masonry assembly  $f_m = 1500$  psi.
- MORTAR: All masonry shall be laid with full mortar coverage of the face shells and webs and full end joints using type M or S mortar. All mortar used in the hollow concrete masonry unit walls shall conform to ASTM 270 (Latest Edition).
- CONCRETE GROUT: All filled cells of masonry units shall be filled with concrete grout having a minimum compressive strength of 2000 psi and a maximum slump of 9".
- BLOCK PLACEMENT: All cells to be filled with concrete shall be as straight as possible. The block should not be staggered so as to constrict the flow of concrete in any way. This shall be done by strategically placing pieces of block vertically between filled cells in non modular sections of wall and above and below non modular masonry openings.
- STRUCTURAL STEEL SHAPES: All structural steel hot rolled shapes and plates shall be ASTM A36 with a minimum yield stress of 36 ksi. All steel shall conform to AISC Standards and Specifications for the Design, Fabrication, and Erection of Structural Steel.
- BOLTS: All bolts shall conform to "Specifications for Low Carbon Steel Externally and Internally Threaded Standard Fasteners" ASTM A307 or "High Strength Bolts for Structural Steel Joints, Including Suitable Nuts and Plain Hardened Washers" ASTM A325.



5 CWS DETAIL



2 CWS BAR GRATE DETAIL

NOT FOR CONSTRUCTION UNTIL APPROVED BELOW.

APPROVED BY: \_\_\_\_\_ DATE \_\_\_\_\_

DATE:	11.06.16
REVISION DATE:	07.22.13
CREATED BY:	LV
REVISED BY:	JCH
CHECKED BY:	Luis V.

DATE:	11.06.16
REVISION DATE:	07.22.13
CREATED BY:	LV
REVISED BY:	JCH
CHECKED BY:	Luis V.

**SONNY'S**  
THE CAR WASH FACTORY

http://www.SonnysDirect.com

SECTION THRU TRENCH  
CONVEYOR PIT DESIGN NO DAM W/TRASH PIT  
GENERIC (12-11)

© 2013 SONNY'S ENTERPRISES, INC. 5605 Hiatus Road, Tamarac, FL 33321 USA. TEL.800-327-8723

**DISCLAIMER**  
ALTHOUGH BUILDING CODES HAVE BEEN CONSIDERED IN DEVELOPING THIS DRAWING, VERIFICATION OF SITE SPECIFIC CONDITIONS AND COMPLIANCE WITH FEDERAL, STATE AND LOCAL BUILDING CODES IS THE EXCLUSIVE RESPONSIBILITY OF THE CUSTOMER AND/OR ARCHITECT AND ENGINEER. THESE DRAWINGS REFLECT REQUIREMENTS FOR SONNY'S FURNISHED EQUIPMENT ONLY UNLESS OTHERWISE NOTED. PLEASE REFER TO OTHER MANUFACTURERS, IF ANY, FOR THEIR EQUIPMENT REQUIREMENTS.

**CONFIDENTIAL WARNING:**  
THIS SHEET CONTAINS AND CONSTITUTES CONFIDENTIAL INFORMATION, IMAGES AND TRADE SECRETS OF SONNY'S ENTERPRISES INC. ANY UNAUTHORIZED USE OR DISCLOSURE OF ANY OR PORTION THEREOF, IS STRICTLY PROHIBITED. THIS WORK IS THE EXCLUSIVE PROPERTY OF SONNY'S ENTERPRISES INC. ALL RIGHTS RESERVED.

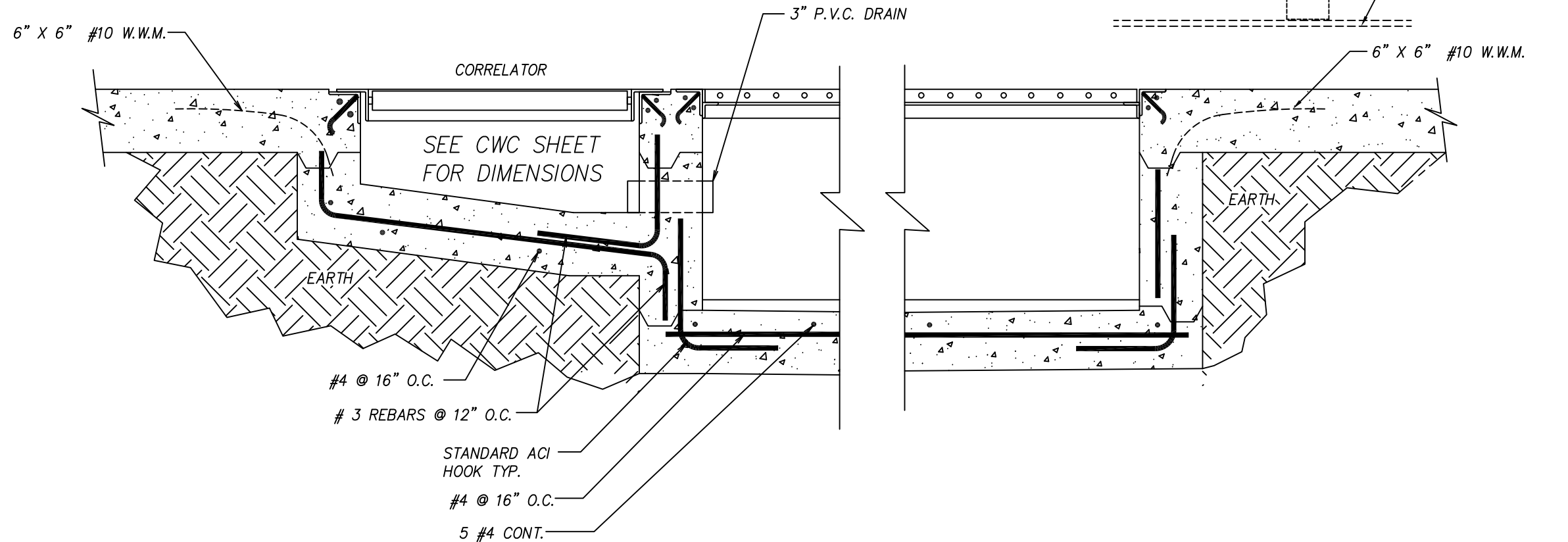
CWS-06370-B11-RAINFOREST-HATT.		Sheet	Rev.
SCALE: 3/4"=1'		S.1	-A-



ENTRANCE END

EXIT END

DIRECTION OF CAR TRAVEL →



8 SECTION THRU TRENCH/CORRELATOR  
CWS

NOT FOR CONSTRUCTION UNTIL APPROVED BELOW.

APPROVED BY. \_\_\_\_\_ DATE \_\_\_\_\_

**DISCLAIMER**  
ALTHOUGH BUILDING CODES HAVE BEEN CONSIDERED IN DEVELOPING THIS DRAWING, VERIFICATION OF SITE SPECIFIC CONDITIONS AND COMPLIANCE WITH FEDERAL, STATE AND LOCAL BUILDING CODES IS THE EXCLUSIVE RESPONSIBILITY OF THE CUSTOMER AND/OR ARCHITECT AND ENGINEER. THESE DRAWINGS REFLECT REQUIREMENTS FOR SONNY'S FURNISHED EQUIPMENT ONLY UNLESS OTHERWISE NOTED. PLEASE REFER TO OTHER MANUFACTURERS, IF ANY, FOR THEIR EQUIPMENT REQUIREMENTS.

**CONFIDENTIAL WARNING:**  
THIS SHEET CONTAINS AND CONSTITUTES CONFIDENTIAL INFORMATION, IMAGES AND TRADE SECRETS OF SONNY'S ENTERPRISES INC. ANY UNAUTHORIZED USE OR DISCLOSURE OF ANY OR PORTION THEREOF, IS STRICTLY PROHIBITED. THIS WORK IS THE EXCLUSIVE PROPERTY OF SONNY'S ENTERPRISES INC. ALL RIGHTS RESERVED.

CWS-06370-B11-RAINFOREST-HATT.  
SCALE: 1"=1'

Sheet	Rev.
S.3	-A-

SECTION THRU TRENCH/CORRELATOR  
CONVEYOR PIT DESIGN NO DAM W/TRASH PIT  
GENERIC 8X2 CORRELATOR (12-11)

DATE: 11.06.16  
REVISION DATE: 07.22.13  
CREATED BY: LV  
REVISED BY: JCH  
CHECKED BY: Luis V.

**SONNY'S**  
THE CAR WASH FACTORY  
http://www.SonnysDirect.com

© 2013 SONNY'S ENTERPRISES, INC. 5605 Hiatus Road, Tamarac, FL 33321 USA. TEL.800-327-8723