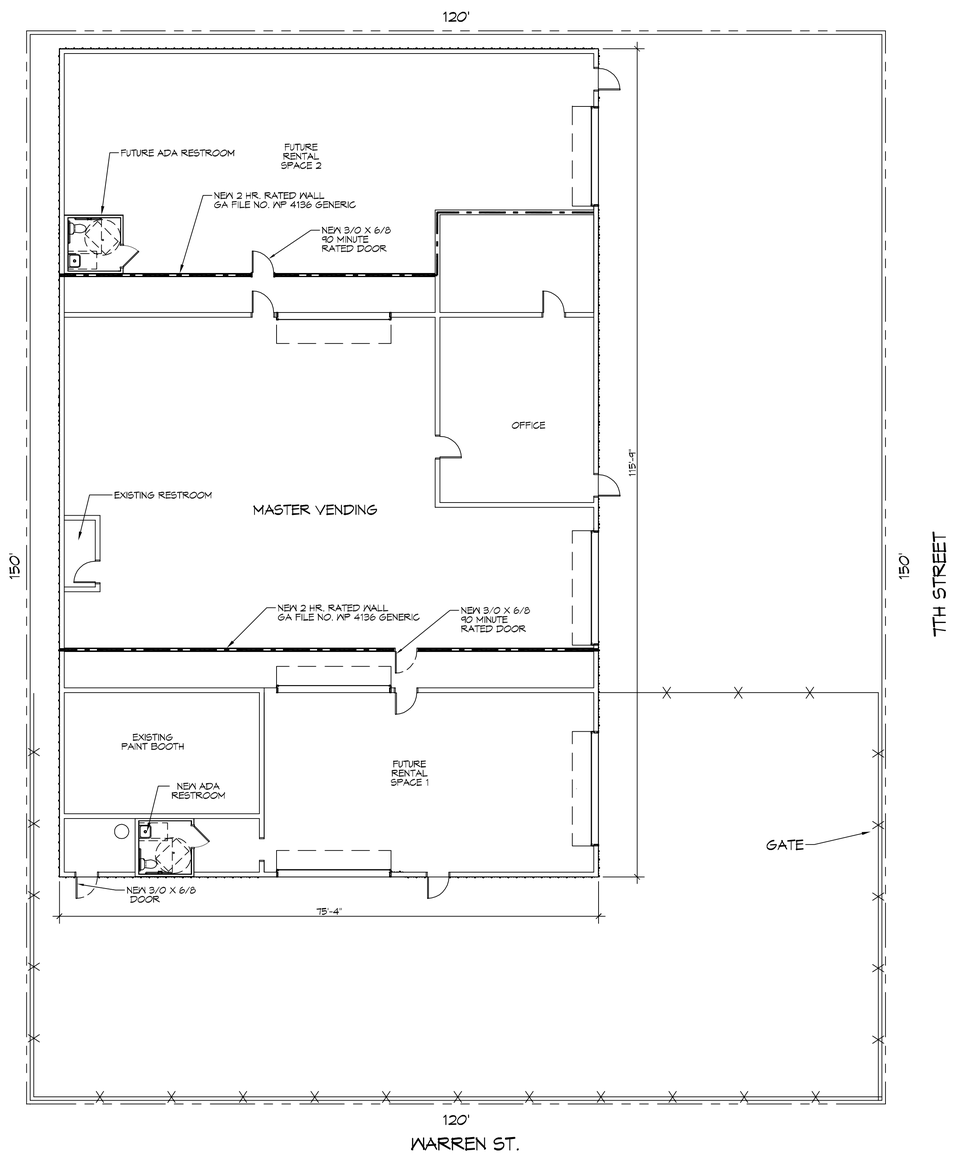

1 SITE PLAN
SCALE: 1"=10'-0"

VICINITY MAP

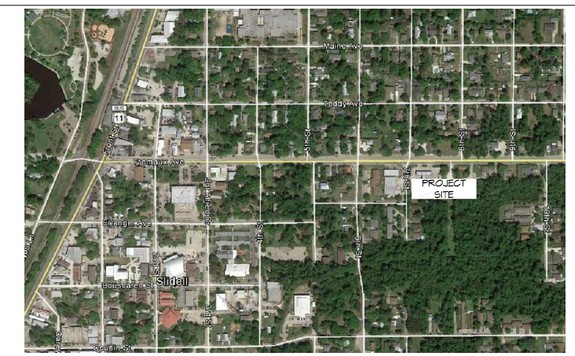

DAMMON ENGINEERING, INC.
LOUISIANA & MISSISSIPPI

www.dammonengineering.com
info@dammonengineering.com
PH: 985.649.5832

Chief Engineer: Brian Mistich, PE
554 Old Spanish Trail
Slidell, LA 70458

REVISIONS

#	DESCRIPTION	DATE

SEAL:

A COMMERCIAL BUILDING FOR
MASTER VENDING

1475 7TH ST.
SLIDELL, LA. 70458

JOB No:	23024	DATE:	03-08-17
DRAWN BY:	JASM	CHECKED BY:	CKD

The drawings, specifications, designs and arrangements shown on this drawing are the property of Dammon Engineering, and no part thereof shall be used in any other construction or for any other purpose than that for which they are prepared and delivered. Any re-use without written consent of Dammon Engineering, based upon such other purpose or at other locations, shall be at the sole risk of the user.

SHEET TITLE:
SITE PLAN

DRAWING NUMBER:
C101

SHEET No: 1 of 2

FILE NAME: J:\1 - COMMERCIAL\1308 - Mister Vending\Drawings\Current Drawings\C101 - Site Plan.dwg PLOT DATE & TIME: Thursday, March 16, 2017 1:10:37 PM

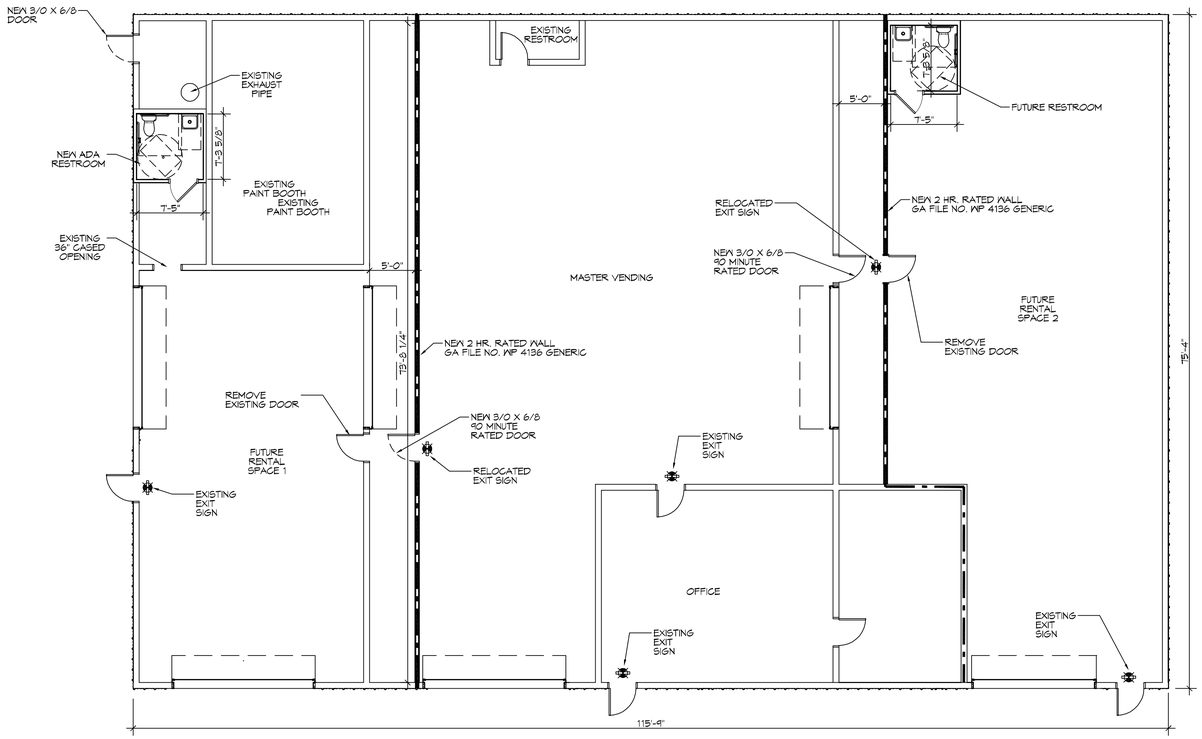

1 FLOOR PLAN
SCALE: 1/8"=1'-0"

GENERAL FLOOR PLAN NOTES

1. INSULATION AND INSULATION ASSEMBLIES SHALL MEET THE REQUIREMENTS OF IBC 2012 SECTION 719.
   A. CONCEALED INSULATION SHALL HAVE A FLAME SPREAD OF 0-25 AND SMOKE DEVELOPED INDEX OF 0-450. EXCEPT THAT IN COMBUSTIBLE (WOOD FRAME) CONSTRUCTION.
   B. FACING SHALL COMPLY WITH IBC 2012.
2. ALL MATERIALS SHALL BE NEW AND UL LISTED.
3. NO WORK SHALL BE CONCEALED UNTIL APPROVED BY LOCAL INSPECTORS.
4. CONSTRUCTION SHALL COMPLY WITH ALL PARISH, STATE, AND LOCAL CODES.
5. CONTRACTOR TO GUARANTEE WORK FOR ONE YEAR FROM DATE OF SUBSTANTIAL COMPLETION.
6. PAINT SHALL BE SHERWIN WILLIAMS OR EQUIVALENT AND APPROPRIATE FOR THE SUBSTRATE TO WHICH IT IS APPLIED AS RECOMMENDED BY PAINT MANUFACTURER. ALL WORK TO RECEIVE THREE COATS (ONE PRIMER COAT, TWO FINISH COATS) UNLESS OTHERWISE RECOMMENDED BY PAINT MANUFACTUER. COLORS TO BE SELECTED BY OWNER.
7. PROVIDE CLEANUP ON A REGULAR BASIS. NO TRASH SHALL BE STORED INSIDE BUILDING PREMISES.
8. ALL BATT INSULATION SHALL HAVE A CLASS "A" (0-25) FLAME SPREAD IN COMPLIANCE WITH IBC 2012.
9. USE 2x6 WOOD STUDS, OR TWO 2x4 WOOD STAGGERED STUDS WITH 2x6 SILL PLATE AT ALL WALLS WHERE 4" PIPE IS INDICATED. SEE PLUMBING RISER DIAGRAM FOR PIPE SIZE.
10. ALL FLOORING SHALL MEET OR EXCEED ADA GUIDELINES REQUIREMENTS FOR SLIP RESISTANCE.
11. INTERIOR LOCKS ON DOORS IN MEANS OF EGRESS SHALL NOT REQUIRE THE USE OF A KEY, SPECIAL KNOWLEDGE, OR SPECIAL DEVICE TO OPEN IN THE DIRECTION OF EGRESS. ALL DOORS SHALL HAVE LEVER TYPE HANDLES.
12. INTERIOR WALLS AND CEILINGS SHALL HAVE A FLAME SPREAD OF 0-200 AND A SMOKE DEVELOPMENT RATING OF 0-450.
13. ALL WORK SHALL COMPLY WITH THE LATEST EDITION OF ALL LOCAL, STATE, AND NATIONAL CODES COVERING THE TYPE OF WORK BEING PERFORMED.
14. PROVIDE PORTABLE FIRE EXTINGUISHERS IN ACCORDANCE WITH NFPA 101. SEE APPENDIX "E" OF NFPA 101 FOR DISTRIBUTION OF EXTINGUISHERS.
15. ALL FIRE WALLS SHALL EXTEND TIGHT TO ROOF DECK AND BE SEALED WITH AN APPROVED FIRE CAULK.
16. ALL ELECTRICAL, MECHANICAL, AND PLUMBING MATERIALS PENETRATING FIRE WALLS SHALL BE FIRE CAULKED. (PENETRATIONS THROUGH RATED CONSTRUCTION SHALL BE SEALED WITH A MATERIAL CAPABLE OF PREVENTING THE PASSAGE OF FLAMES AND HOT GASES WHEN TESTED IN ACCORDANCE WITH ASTM-E814.)
17. SERVICE COUNTERS SHALL HAVE AN ACCESSIBLE WRITING SURFACE IN COMPLIANCE WITH ADAAG ACCESSIBILITY GUIDELINES 2010, SECTION 902.3.

GA FILE NO. WP 4136 GENERIC

BASE LAYER 5/8" TYPE X GYPSUM WALLBOARD OR VENEER BASE APPLIED PARALLEL OR AT RIGHT ANGLES TO EACH SIDE OF 2 X 4 WOOD STUDS 16" O.C. WITH 1 1/4" TYPE W DRYWALL SCREWS 12" O.C. FACE LAYER 5/8" TYPE X GYPSUM WALLBOARD OR VENEER BASE APPLIED PARALLEL OR AT RIGHT ANGLES TO EACH SIDE WITH 1 7/8" TYPE W DRYWALL SCREWS 12" O.C. AND OFFEST 6" FROM SCREWS IN BASE LAYER.

JOINTS STAGGERED 16" EACH LAYER AND SIDE. (LOAD BEARING)

2 HOUR FIRE 40 TO 44 STC SOUND

THICKNESS: 6 1/8"
APPROX. WEIGHT: 12 PSF
FIRE TEST: SWRI 01-5920-614, 12-5-94
SOUND TEST: SEE WP 4135
(NGC 2363, 4-1-70)

1 DETAIL
SCALE: 1/4 "= 1'-0"
2 HR. RATED WALL

DAMMON ENGINEERING, INC.
LOUISIANA & MISSISSIPPI
www.dammonengineering.com
info@dammonengineering.com
PH: 985.649.5832
Chief Engineer: Brian Mistich, PE
554 Old Spanish Trail
Slidell, LA 70458

#	DESCRIPTION	DATE

REVISIONS

SEAL:

A COMMERCIAL BUILDING FOR
MASTER VENDING
1975 7TH ST
SLIDELL, LA 70458

JOB No:	23014	DATE:	03-08-17
DRAWN BY:	JASM	CHECKED BY:	CKD

The design shown, the specifications, images and all dimensions contained herein are and shall remain the property of Dammon Engineering, and no part thereof shall be used, reproduced or transmitted in any form or manner without the express written permission of Dammon Engineering. Read, satisfy and take responsibility for all dimensions and conditions on the job before proceeding with any work. Do not scale drawings. Report any discrepancies to the Dammon Engineering. Failure to do so will be at your own risk.

SHEET TITLE:
FLOOR PLAN & OFFICE SECTION

DRAWING NUMBER:
A101

SHEET No: 2 of 2

FILE NAME: J:_COMMERCIAL\1359 - Master Vending\Drawings\Current Drawings\A101 - Floor Plan.dwg PLOT DATE & TIME: Thursday, March 16, 2017 1:03:15 PM