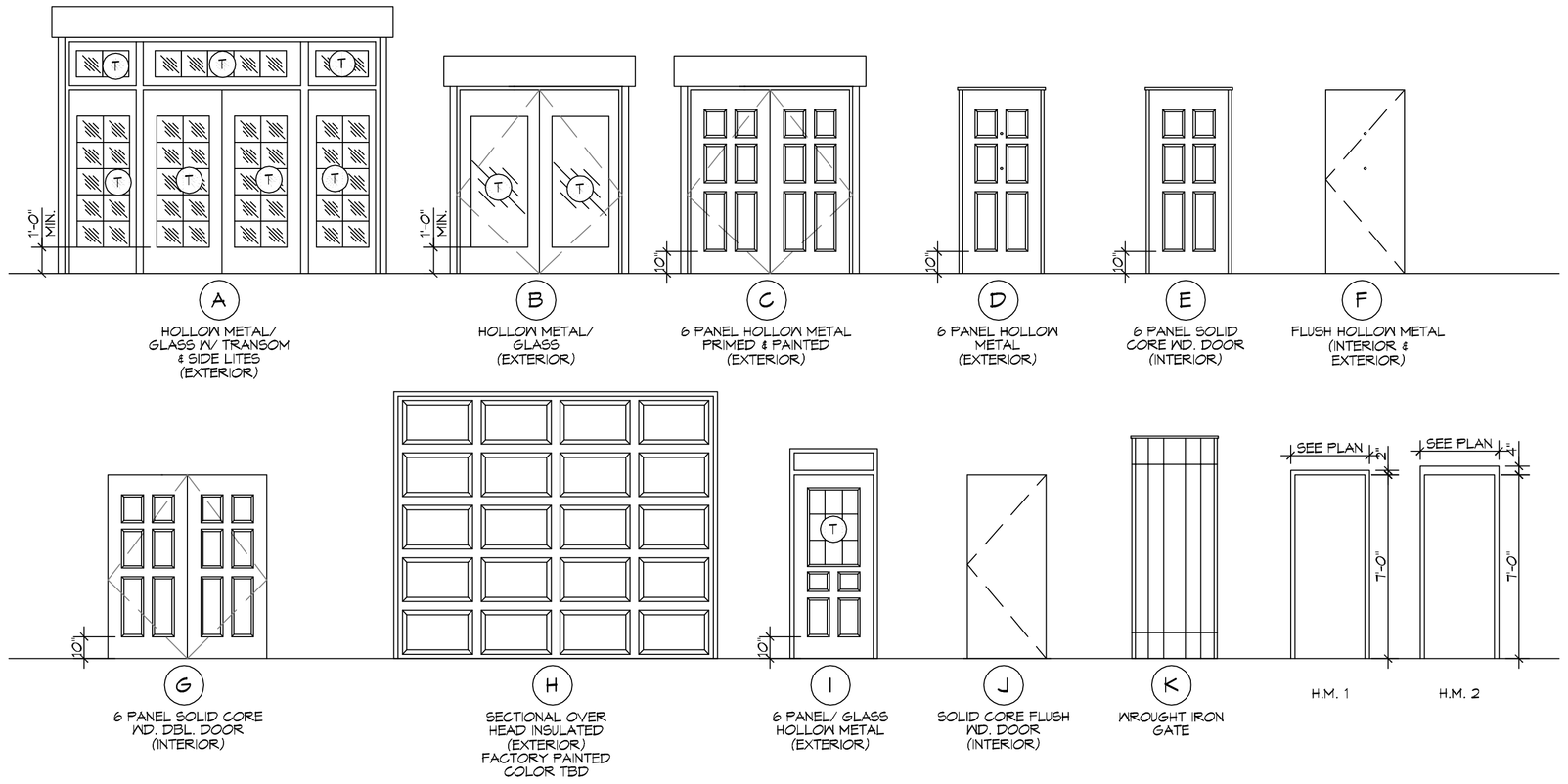

3 DOOR & FRAME TYPES

SCALE: 1/4"=1'-0"

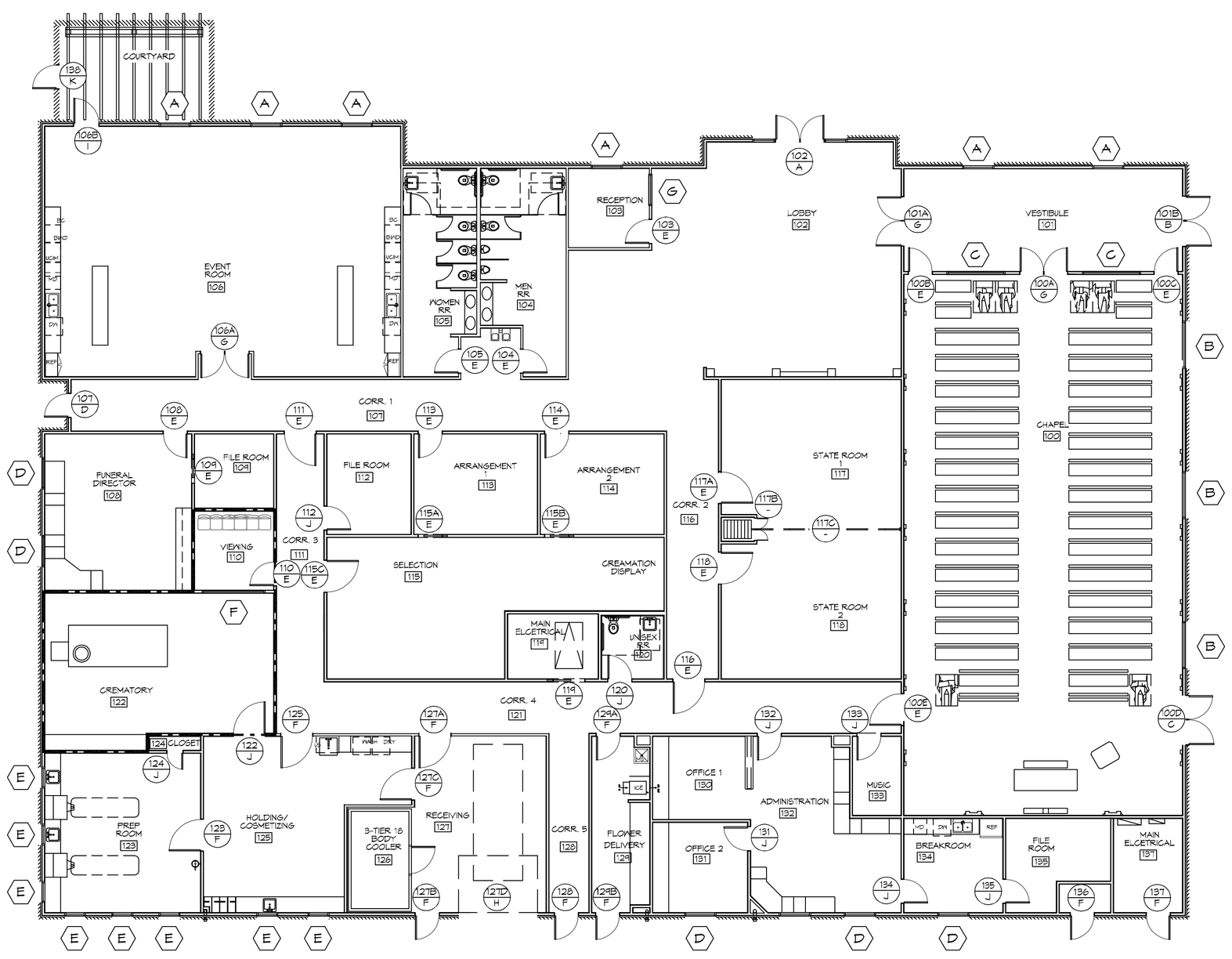

2 WINDOW AND DOOR SCHEDULE

SCALE: 3/32"=1'-0"

DOOR SCHEDULE

MARK	TYPE	DOOR SIZE	THICKNESS	DOOR MAT.	HEAD DETAIL	JAMB DETAIL	FRAME MAT. & TYPE	HDWE. SET #	DOOR TRANSITION	NOTES
100 A	G	PR 3'-0" X 7'-0"	1-3/4"	WD	4/A501	4/A501 SIM.	H.M. 1	HW-8	?	PANIC HARDWARE; FLAT RIMDEVICE/ WD TRIM ON BOTH SIDES
100 B	E	3'-0" X 7'-0"	1-3/4"	WD	4/A501	4/A501 SIM.	H.M. 1	HW-7	?	PANIC HARDWARE; FLAT RIMDEVICE/ WD TRIM ON BOTH SIDES
100 C	E	3'-0" X 7'-0"	1-3/4"	WD	4/A501	4/A501 SIM.	H.M. 1	HW-7	?	PANIC HARDWARE; FLAT RIMDEVICE/ WD TRIM ON BOTH SIDES
100 D	C	PR 3'-0" X 7'-0"	1-3/4"	HM	2/A501	2/A501 SIM.	H.M. 1	HW-2	T3-8	PANIC HARDWARE; FLAT RIMDEVICE/ WD TRIM ON INTERIOR SIDE
100 E	E	4'-0" X 7'-0"	1-3/4"	WD	10/A501	10/A501 SIM.	H.M. 1	HW-17	-	WOOD TRIM ON CHAPEL SIDE
101 A	G	PR 3'-0" X 7'-0"	1-3/4"	WD	9/A501	9/A501 SIM.	H.M. 1	HW-8	T3-3	PANIC HARDWARE; FLAT RIMDEVICE/ WD TRIM ON BOTH SIDES OF FRAME
101 B	B	PR 3'-0" X 7'-0"	1-3/4"	HM/GL	2/A501	2/A50 SIM.	H.M. 1	HW-2	T3-3	PANIC HARDWARE; FLAT RIMDEVICE/ WD TRIM ON INTERIOR SIDE
102	A	PR 3'-0" X 7'-0"	1-3/4"	HM	1/A501	1/A50A SIM.	H.M. 1	HW-1	T3-7	PANIC HARDWARE; FLAT RIMDEVICE/ TRANSOM WD TRIM ON INTERIOR SIDE
103	E	3'-0" X 7'-0"	1-3/4"	WD	9/A501	9/A501 SIM.	H.M. 1	HW-10	T3-2	WOOD TRIM BOTH SIDES OF FRAME
104	E	3'-0" X 7'-0"	1-3/4"	WD	9/A501	9/A501 SIM.	H.M. 1	HW-9	T3-3	WOOD TRIM BOTH SIDES OF FRAME
105	E	3'-0" X 7'-0"	1-3/4"	WD	9/A501	9/A501 SIM.	H.M. 1	HW-9	T3-3	WOOD TRIM BOTH SIDES OF FRAME
106 A	G	PR 3'-0" X 7'-0"	1-3/4"	WD	9/A501	9/A501 SIM.	H.M. 1	HW-8	-	PANIC HARDWARE; FLAT RIMDEVICE/ WD TRIM ON BOTH SIDES
106 B	I	3'-0" X 8'-0"	1-3/4"	HM	2/A501	2/A501 SIM.	H.M. 1	HW-4	T3-6	
107	D	3'-0" X 7'-0"	1-3/4"	HM	3/A501	4/A501	H.M. 2	HW-3	T3-8	PANIC HARDWARE; FLAT RIMDEVICE
108	E	3'-0" X 7'-0"	1-3/4"	WD	9/A501	9/A501 SIM.	H.M. 1	HW-10	T3-2	WOOD TRIM ON BOTH SIDES OF FRAME
109	E	3'-0" X 7'-0"	1-3/4"	WD	5/A501	6/A501	H.M. 1	HW-21	-	POCKET DOOR/ WOOD TRIM ON FUNERAL DIRECTOR SIDE
110	E	3'-0" X 7'-0"	1-3/4"	WD	11/A501	11/A501 SIM.	H.M. 1	HW-10	?	
111	E	4'-0" X 7'-0"	1-3/4"	WD	10/A501	10/A501 SIM.	H.M. 1	HW-17	-	WOOD TRIM ON CORRIDOR 1 SIDE
112	J	3'-0" X 7'-0"	1-3/4"	WD	11/A501	11/A501 SIM.	H.M. 1	HW-11	T3-5	
113	E	3'-0" X 7'-0"	1-3/4"	WD	9/A501	9/A501 SIM.	H.M. 1	HW-10	T3-2	WOOD TRIM BOTH SIDES OF FRAME
114	E	3'-0" X 7'-0"	1-3/4"	WD	9/A501	9/A501 SIM.	H.M. 1	HW-10	T3-2	WOOD TRIM BOTH SIDES OF FRAME
115 A	E	3'-0" X 7'-0"	1-3/4"	WD	5/A501	6/A501	H.M. 1	HW-21	-	POCKET DOOR/ WD TRIM ON BOTH SIDES
115 B	E	3'-0" X 7'-0"	1-3/4"	WD	5/A501	6/A501	H.M. 1	HW-21	-	POCKET DOOR/ WD TRIM ON BOTH SIDES
115 C	E	3'-0" X 7'-0"	1-3/4"	WD	10/A501	10/A501 SIM.	H.M. 1	HW-16	-	WOOD TRIM ON THE SELECTION SIDE
116	E	4'-0" X 7'-0"	1-3/4"	WD	10/A501	10/A501 SIM.	H.M. 1	HW-17	-	WOOD TRIM ON CORRIDOR 2 SIDE
117 A	E	4'-0" X 7'-0"	1-3/4"	WD	9/A501	9/A501 SIM.	H.M. 1	HW-16	T3-2	
117 B	-	-	1-3/4"	WD	-	-	H.M. 1	HW-22	-	FOLDING PARTITION DOOR BY HUFCOR
117 C	-	-	1-3/4"	WD	7/A501	-	H.M. 1	HW-22	-	FOLDING PARTITION DOOR BY HUFCOR
118	E	4'-0" X 7'-0"	1-3/4"	WD	9/A501	9/A501 SIM.	H.M. 1	HW-16	T3-2	
119	E	4'-0" X 7'-0"	1-3/4"	WD	5/A501	6/A501	H.M. 1	HW-21	-	POCKET DOOR
120	J	3'-0" X 7'-0"	1-3/4"	WD	11/A501	11/A501 SIM.	H.M. 1	HW-18	T3-2	
122	J	4'-0" X 7'-0"	1-3/4"	HM	11/A501	11/A501 SIM.	H.M. 1	HW-14	-	
123	F	4'-0" X 7'-0"	1-3/4"	HM	11/A501	11/A501 SIM.	H.M. 1	HW-14	-	
124	J	2'-6" X 7'-0"	1-3/4"	WD	11/A501	11/A501 SIM.	H.M. 1	HW-15	-	
125	F	4'-0" X 7'-0"	1-3/4"	HM	11/A501	11/A501 SIM.	H.M. 1	HW-14	T3-4	
127 A	F	4'-0" X 7'-0"	1-3/4"	HM	11/A501	11/A501 SIM.	H.M. 1	HW-12	T3-4	
127 B	F	4'-0" X 7'-0"	1-3/4"	HM	11/A501	11/A501 SIM.	H.M. 1	HW-12	T3-4	
127 C	F	3'-0" X 7'-0"	1-3/4"	HM	1/A501	2/A501	H.M. 1	HW-4	T3-9	
127 D	H	12'-0" X 10'-0"	1-3/4"	STL	8/A502	8/A502 SIM.	H.M. 1	HW-22	-	INSULATED
128	F	3'-0" X 7'-0"	1-3/4"	HM	3/A501	4/A501	H.M. 2	HW-3	T3-8	
129 A	F	3'-0" X 7'-0"	1-3/4"	HM	11/A501	11/A501 SIM.	H.M. 1	HW-14	T3-4	
129 B	F	3'-0" X 7'-0"	1-3/4"	HM	3/A501	4/A501	H.M. 2	HW-5	T3-9	
131	J	3'-0" X 7'-0"	1-3/4"	WD	11/A501	11/A501 SIM.	H.M. 1	HW-10	-	
132	J	3'-0" X 7'-0"	1-3/4"	WD	11/A501	11/A501 SIM.	H.M. 1	HW-10	-	
133	J	3'-0" X 7'-0"	1-3/4"	WD	11/A501	11/A501 SIM.	H.M. 1	HW-10	T3-4	
134	J	3'-0" X 7'-0"	1-3/4"	WD	11/A501	11/A501 SIM.	H.M. 1	HW-10	T3-4	
135	J	3'-0" X 7'-0"	1-3/4"	WD	11/A501	11/A501 SIM.	H.M. 1	HW-10	T3-4	
136	F	3'-0" X 7'-0"	1-3/4"	HM	1/A502	2/A502	H.M. 2	HW-6	T3-9	
137	F	3'-0" X 7'-0"	1-3/4"	HM	1/A502	2/A502	H.M. 2	HW-6	T3-4	
138	K	3'-0" X 8'-0"	1-3/4"	-	-	-	-	HW-23	-	COURTYARD GATE

LEGEND

INDICATES 1 HOUR RATED WALL ASSEMBLY

/ A — MARK / DOOR TYPE

D — WINDOW TYPE

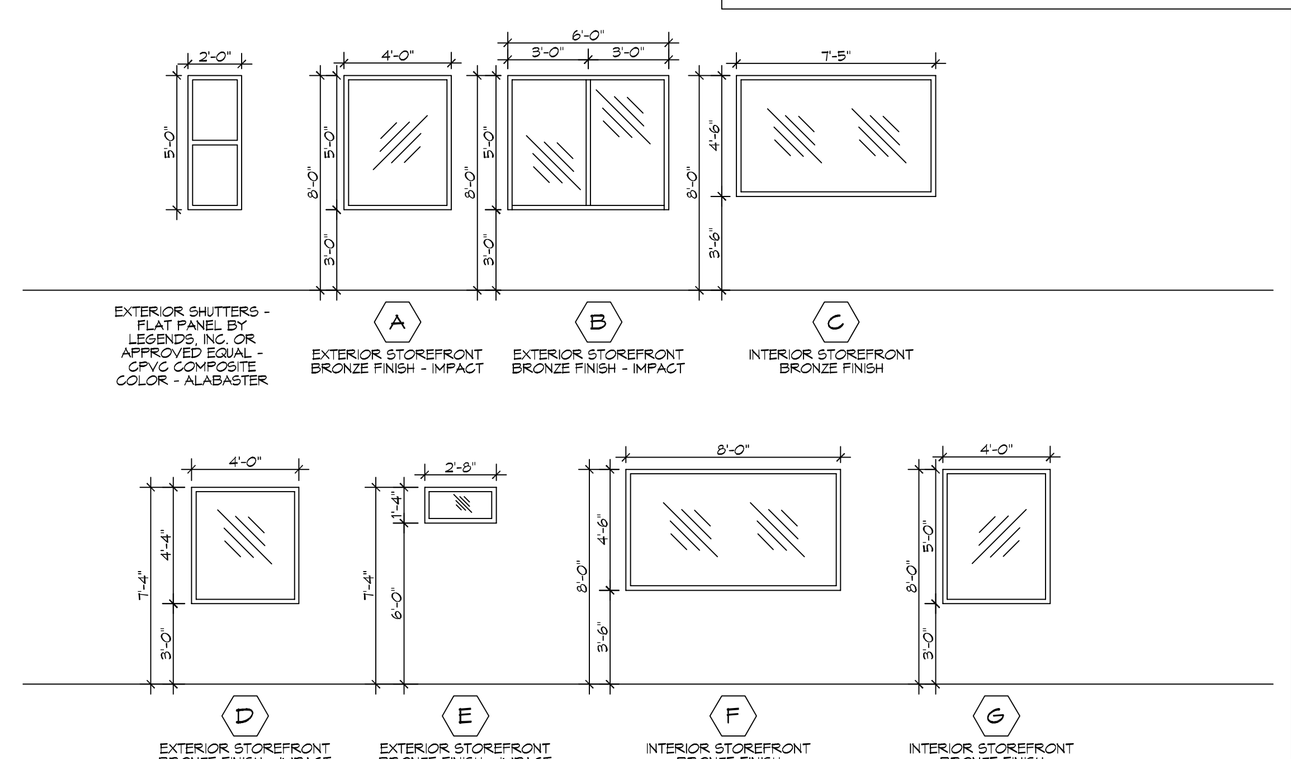

4 WINDOW PROFILES

SCALE: 1/4"=1'-0"

DAMMON ENGINEERING, INC.
LOUISIANA & MISSISSIPPI
www.dammonengineering.com
info@dammonengineering.com
PH: 985.649.5832
Chief Engineer: Brian Mistich, PE
554 Old Spanish Trail
Slidell, LA 70458

#	DESCRIPTION	DATE
	REVISIONS	

SEAL:

NEW FUNERAL HOME

2081 GAUGE BLVD E
SLIDELL, LA 70461

JOB No:	23960
DATE:	09-19-2018
DRAWN BY:	JASMIN
CHECKED BY:	CKD

The data, drawings, and specifications, images and all other expressions represented, illustrated or included herein, are the property of Dammon Engineering, and shall not be used in any way, in whole or in part, without written consent of Dammon Engineering. Any use of the data, drawings, and specifications without written consent of Dammon Engineering, shall constitute a violation of the copyright laws of the United States of America. Dammon Engineering, hereby reserves all rights and privileges under the copyright laws of the United States of America.

SHEET TITLE:
FLOOR PLAN

DRAWING NUMBER:
A101A

SHEET No: 6 of # 7

FILE NAME: J:\1_Commercial\2360 - Funeral Home on Gause Blvd\Drawings\Current Drawings\A101A - DOOR & WINDOW SCHEDULE.dwg PLOT DATE & TIME: Wednesday, February 27, 2019 8:55:52 AM