

FILE NAME: A:\1 - Commercial\26 - First Floor Power\26 - First Floor Power.dwg
 PLOT DATE & TIME: Tuesday, October 18, 2018 11:21:02 AM
 PLOT DEVICE: HP DesignJet 5000 Series

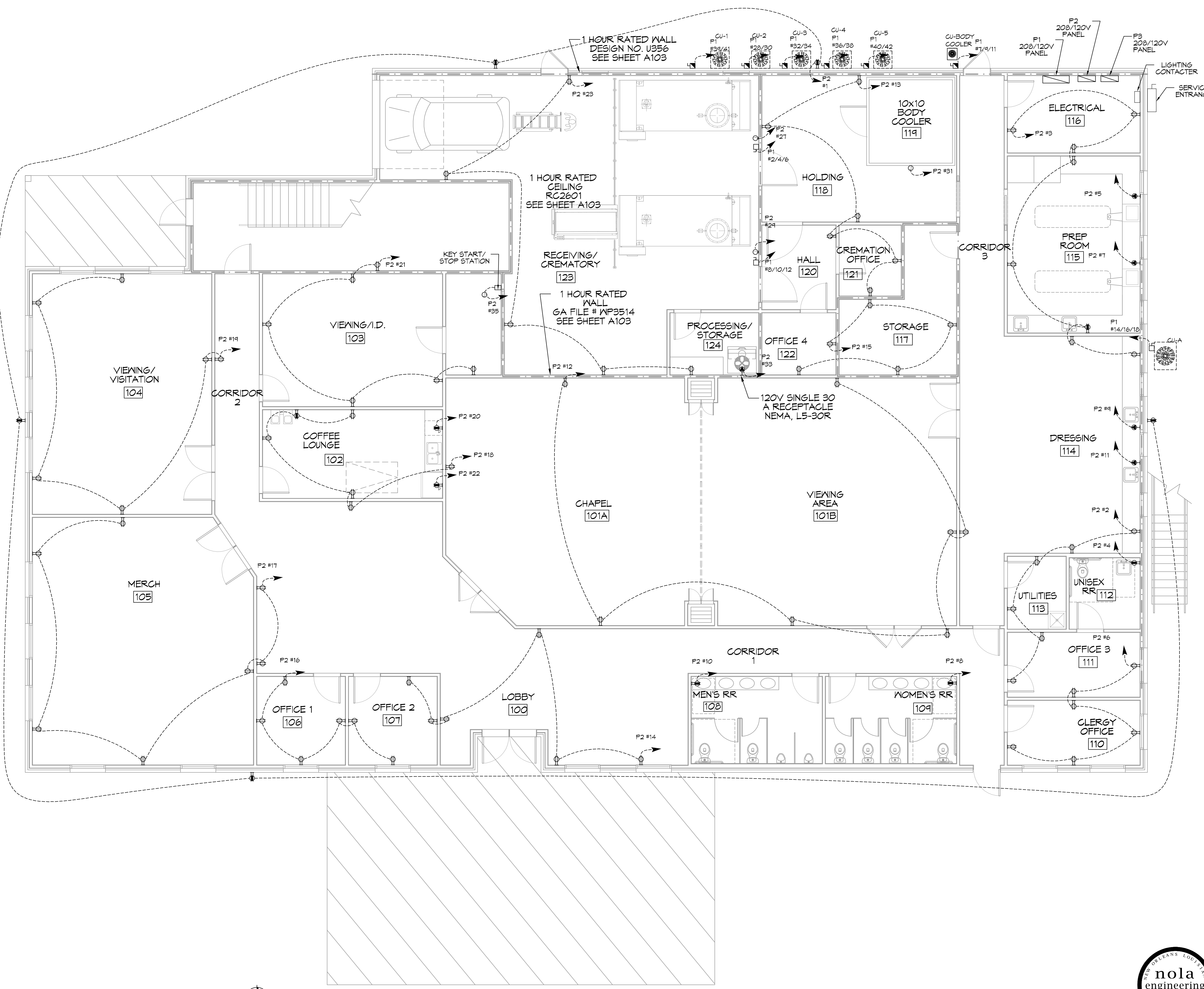
GENERAL ELECTRIC POWER NOTES

- ALL WORK SHALL CONFORM TO THE LATEST EDITION OF THE NATIONAL ELECTRICAL CODE, THE GOVERNING ELECTRICAL CODE AND ALL OTHER INSPECTION DEPARTMENTS HAVING JURISDICTION. OBTAIN CERTIFICATES OR APPROVAL WHERE REQUIRED. ELECTRICAL CONTRACTOR SHALL VERIFY ALL WIRE AND CONDUIT SIZES FOR MECHANICAL EQUIPMENT TO BE INSTALLED.
- ALL MATERIALS FURNISHED SHALL BE NEW AND SHALL BE U.L. LISTED.
- THE DRAWINGS INDICATE SIZE AND GENERAL LOCATION OF WORK. SCALE DIMENSIONS SHALL NOT BE USED. THE EXACT LOCATION OF ALL LIGHTING FIXTURES, RECEPTACLES AND TELEPHONE OUTLETS, ETC. SHALL BE DETERMINED BY ACTUAL CONDITIONS IN THE FIELD.
- PRIOR TO BIDDING, CONTRACTOR SHALL VISIT THE JOB SITE AND FAMILIARIZE THEMSELVES WITH THE EXISTING CONDITIONS.
- ELECTRICAL CONTRACTOR SHALL COORDINATE HIS WORK WITH OTHER TRADES AND WITH OTHER CONTRACTORS WHOSE WORK MAY AFFECT THIS INSTALLATION.
- ELECTRICAL CONTRACTOR SHALL COORDINATE INCOMING ELECTRICAL SERVICE WITH UTILITY COMPANY AND INCLUDE IN HIS BID ALL CHARGES AND FEES INCURRED IN MODIFICATIONS.
- ELECTRICAL CONTRACTOR SHALL COORDINATE THE TELEPHONE INSTALLATION WITH THE TELEPHONE COMPANY AND THE GENERAL CONTRACTOR.
- ELECTRICAL CONTRACTOR, BEFORE INSTALLING ANY OF THE WORK, SHALL SEE THAT IT DOES NOT INTERFERE WITH CLEARANCES REQUIRED FOR FINISHED COLUMNS, HUNG CEILINGS, PLASTER, PARTITIONS, WALLS, ETC. AS SHOWN IN THE ARCHITECTURAL DRAWINGS AND DETAILS. IF ANY WORK IS INSTALLED AND IT LATER DEVELOPS THAT SUCH DETAILS OR DESIGN CANNOT BE FOLLOWED, THE CONTRACTOR, AT HIS OWN EXPENSE, SHALL MAKE SUCH CHANGES IN THE WORK AS DIRECTED BY THE ARCHITECT, AS WELL AS TO PERMIT THE INSTALLATION OF THE ARCHITECTURAL WORK AS SHOWN ON THE PLANS AND DETAILS.
- PERFORM TEST REQUIRED BY THE OWNER OR THE ENGINEER IN CONNECTION WITH THE OPERATION OF THE ELECTRICAL SYSTEM IN THE BUILDING. ALL TESTS SHALL BE MADE IN ACCORDANCE WITH THE LATEST STANDARD OF THE IEEE AND THE NATIONAL ELECTRICAL CODE.
- MINIMUM CONDUCTOR SIZE SHALL BE #12, 600V INSULATION. MINIMUM SIZE CONDUIT SHALL BE 3/4" ELECTRICAL METALLIC TUBING (EMT) FOR INTERIOR USE, 3/4" RIGID ALUMINUM FOR EXTERIOR USE ABOVE GRADE AND 1" SCHEDULE 40 PVC, BURIED A MINIMUM OF 18" FOR NON-VEHICULAR TRAFFIC AREAS, FOR CONDUITS BELOW GRADE. EMT SHALL BE USED WITH METAL STUD CONSTRUCTION. USE NMC IN WOOD CONSTRUCTION. 6 FT LENGTH MC CABLE IS ALLOWED ABOVE DROPPED CEILING. INTERIOR FITTINGS SHALL BE CAST WHERE EXPOSED ON WALLS, AND EXTERIOR FITTINGS SHALL BE CAST BOXES WITH NEMA 3R COVER(S).
- ALL BRANCH CIRCUITS SERVING PATIENT CARE AREAS SHALL BE IN A METAL RACEWAY SYSTEM OR MEDICAL GRADE MC CABLE (NEC ART. 517.13(A)).
- CONTRACTOR SHALL INSTALL WIRING AND OTHER NEGAT COMPONENTS TO MATCH EQUIPMENT ACTUALLY INSTALLED.
- ALL 120V RUNS LONGER THAN 60 FEET SHALL BE #10 AWG AND 27Y RUNS LONGER THAN 150 FEET SHALL BE #10 AWG UNLESS NOTED OTHERWISE.
- INSTALL GROUND FAULT RECEPTACLES AT RECEPTACLE LOCATIONS WITHIN 5' OF SINKS OR LAVATORIES, AND AT EXTERIOR LOCATIONS. EXTERIOR RECEPTACLES SHALL ALSO BE WATERPROOF.
- INSTALL SPECIAL PROTECTIVE RECEPTACLE COVERS IN ALL WAITING AREAS OCCUPIED BY CHILDREN 6 YEARS OF AGE AND UNDER.
- BONDING AND GROUNDING SHALL BE IN ACCORDANCE WITH NFPA 10:230-63, NFPA 250-23, 250-T1 & 250-T2.
- GROUND NEUTRAL IN ACCORDANCE WITH NFPA 10:250-230.
- FUSES SHALL BE ITT CLASS K5, 250 VOLT, 200,000 AMP INTERRUPTING CAP.
- PROVIDE SERVICES OF A FIRE/SMOKE DETECTION AND ALARM COMPANY TO DESIGN AND INSTALL ALARM SYSTEM TO MEET REQUIREMENTS OF THE STATE FIRE MARSHALL AND THE FIRE DISTRICT.
- EXTERIOR LIGHTING SHALL BE SHADED OR INWARDLY DIRECTED IN SUCH A MANNER SO THAT NO DIRECT LIGHTING OR GLARE IS CAST BEYOND THE PROPERTY LINE. THE INTENSITY OF SUCH LIGHTING SHALL NOT EXCEED ONE FOOT CANDLE AS MEASURED AT THE ABUTTING PROPERTY LINE.
- ALL ELECTRICAL, MECHANICAL AND PLUMBING PENETRATING FIRE PARTITIONS SHALL BE FIRE CAULKED. (PENETRATIONS THROUGH RATED CONSTRUCTION SHALL BE SEALED WITH A MATERIAL CAPABLE OF PREVENTING THE PASSAGE OF FLAMES AND HOT GASES WHEN TESTED IN ACCORDANCE WITH ASTM-E814.)
- VERIFY ELECTRICAL CONNECTIONS PER MANUFACTURER'S RECOMMENDATIONS AND REQUIREMENTS.
- ALL RECEPTACLES AND SWITCHES ARE TO HAVE WEATHER PROOF COVERS IN APPROPRIATE BAY. 50% OF ALL EXTERIOR WEATHER PROOF COVERS SHALL BE IN-USE COVERS.
- LIGHT FIXTURE AND/OR RECEPTACLE, LOCATED IN ATTIC.

POWER LEGEND

SYMB	DESCRIPTION
	STANDARD 120V DUPLEX RECEPTACLE, NEMA 5-2 OR 15' AFF (UNLESS OTHERWISE NOTED)
	SINGLE-POLE DEDICATED RECEPTACLE - REFER TO PANEL SCHEDULE FOR CIRCUIT SIZE
	GFCI DUPLEX RECEPTACLE
	GFCI QUAD RECEPTACLE
	220V ELECTRIC DRYER RECEPTACLE - MOUNTED AT 30" AFF
	220V DEDICATED GFCI RECEPTACLE
	WEATHER-PROOF GFCI DUPLEX RECEPTACLE MOUNTED AT 30" AFF (UNLESS OTHERWISE NOTED)
	STANDARD 120V DUPLEX RECEPTACLE - FLOOR MOUNTED
	STANDARD QUAD RECEPTACLE - WALL MOUNTED
	STANDARD QUAD RECEPTACLE - FLOOR MOUNTED
	125V 15 AMP DUPLEX-USB BY/DC 3 AMP HUBBELL USB CHARGER RECEPTACLE
	125V 15 AMP QUADPLEX-USB BY/DC 3 AMP HUBBELL USB CHARGER RECEPTACLE
	JUNCTION BOX
	GENERATOR BATTERY CHARGER
	2-BUTTON PUSH BUTTON STATION
	COAX-CABLE CONNECTION FOR TELEVISION
	WALL MOUNTED DATA OUTLET
	FLOOR DATA OUTLET
	POWER DISCONNECT
	WATER HEATER ON DECK OR MEZZANINE ABOVE - SIZE AS NOTED ON PLAN
	AIR CONDITIONING AIR HANDLING UNIT ON DECK OR MEZZANINE ABOVE, SEE MECHANICAL DRAWINGS
	AIR CONDITIONING CONDENSER UNIT ON CONCRETE PAD, SEE MECHANICAL DRAWINGS

- NOTES:**
- CONNECT ALL EMERGENCY/EXIT LIGHT FIXTURES TO NEAREST CONSTANT POWER SOURCE.
 - THE #2 NEXT TO A RECEPTACLE OR DATA OUTLET DESIGNATES THAT THERE ARE TO BE TWO OUTLETS AT THAT LOCATION, ONE OVER THE OTHER (ONE HIGH & ONE LOW ON WALL). EXAMPLE: OR



26 FIRST FLOOR POWER PLAN
 SCALE: 3/16"=1'-0"



DAMMON ENGINEERING, INC.
 LOUISIANA & MISSISSIPPI
 Chief Engineer: Brian Mitchell, PE
 554 Old Spanish Trail
 Slidell, LA 70688
 www.dammonengineering.com
 info@dammonengineering.com
 PH: 905.649.9532

#	DESCRIPTION	DATE

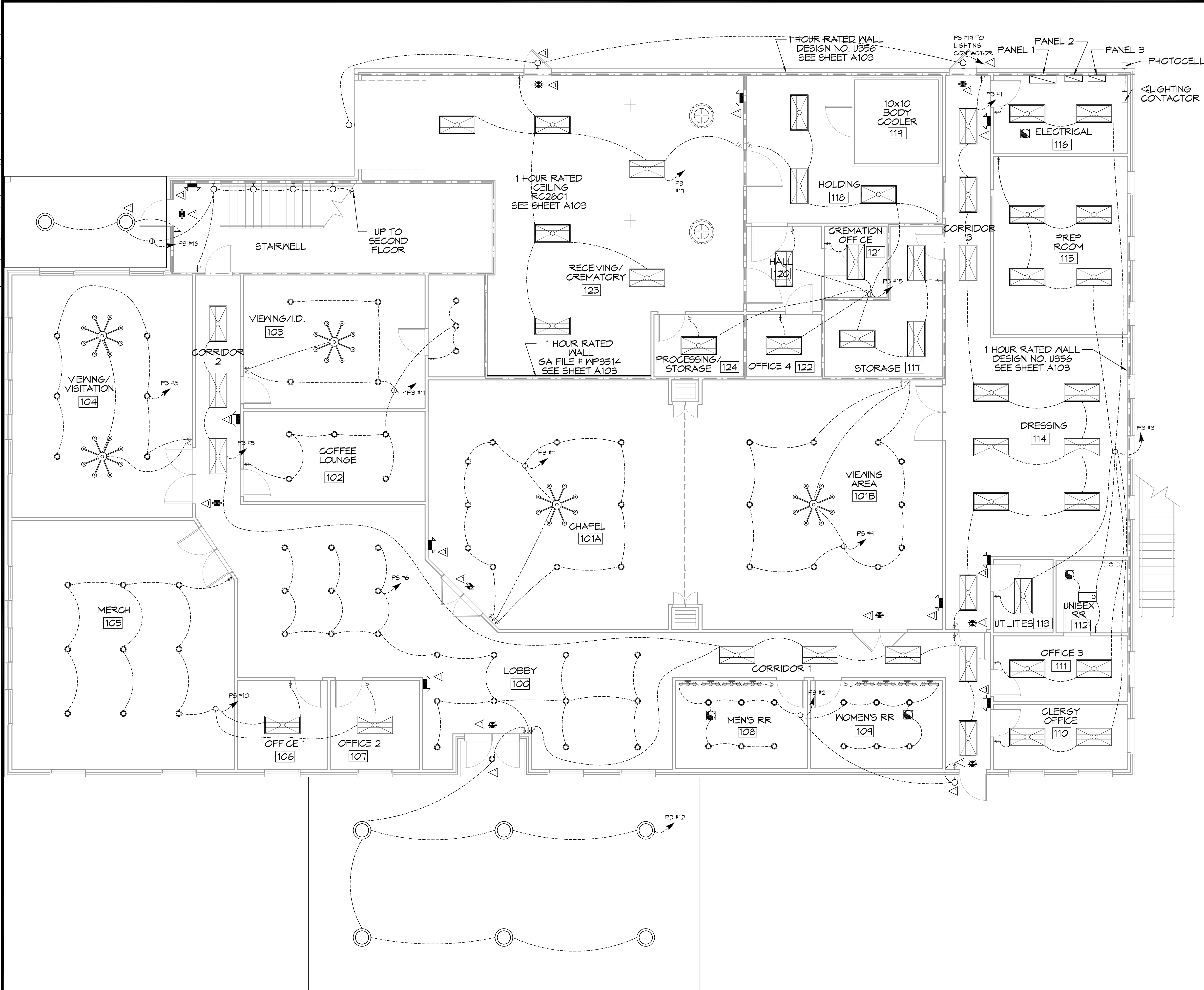
SEAL:

 10/17/2019

NEW FUNERAL HOME
BONER FALLOME
 4800 DOWNMAN ROAD
 NEW ORLEANS, LA
 JOB No: 2596 DATE: 10-10-2019
 DRAWN BY: JAGMM CHECKED BY: GCD

SHEET TITLE:
FIRST FLOOR POWER PLAN
 DRAWING NUMBER:
E101
 SHEET No: 19 of 23

FILE NAME: J:\Comm\2019\2019-01-23\2019-01-23.dwg
 PLOT DATE & TIME: Tuesday, October 18, 2018 11:21:37 AM
 PLOT DEVICE: HP DesignJet 5000



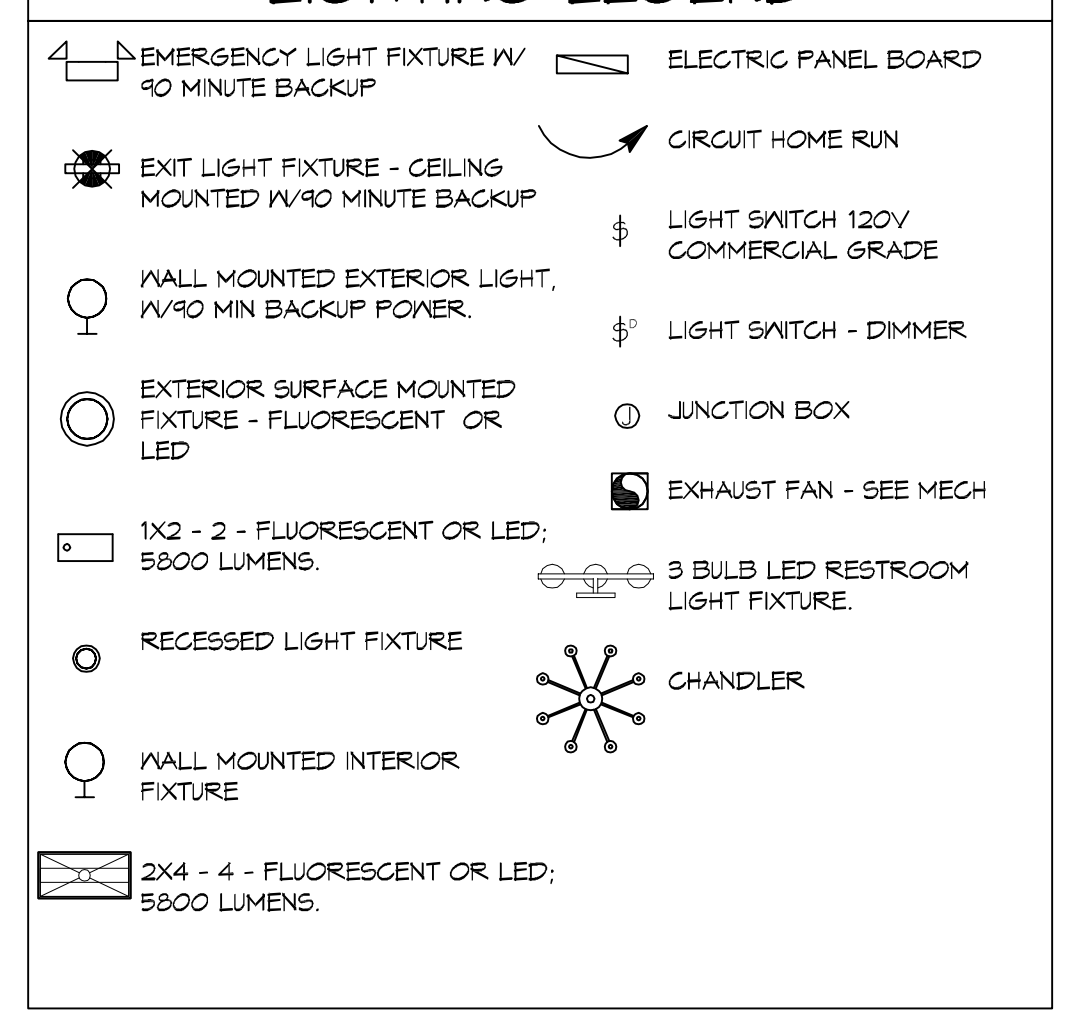
GENERAL ELECTRIC POWER NOTES

- ALL WORK SHALL CONFORM TO THE LATEST EDITION OF THE NATIONAL ELECTRICAL CODE, THE GOVERNING ELECTRICAL CODE AND ALL OTHER INSPECTION DEPARTMENTS HAVING JURISDICTION. OBTAIN CERTIFICATES OR APPROVAL WHERE REQUIRED. ELECTRICAL CONTRACTOR SHALL VERIFY ALL WIRE AND CONDUIT SIZES FOR MECHANICAL EQUIPMENT TO BE INSTALLED.
- ALL MATERIALS FURNISHED SHALL BE NEW AND SHALL BE U.L. LISTED.
- THE DRAWINGS INDICATE SIZE AND GENERAL LOCATION OF WORK. SCALE DIMENSIONS SHALL NOT BE USED. THE EXACT LOCATION OF ALL LIGHTING FIXTURES, RECEPTACLES AND TELEPHONE OUTLETS, ETC. SHALL BE DETERMINED BY ACTUAL CONDITIONS IN THE FIELD.
- PRIOR TO BIDDING, CONTRACTOR SHALL VISIT THE JOB SITE AND FAMILIARIZE THEMSELVES WITH THE EXISTING CONDITIONS.
- ELECTRICAL CONTRACTOR SHALL COORDINATE HIS WORK WITH OTHER TRADES AND WITH OTHER CONTRACTORS WHOSE WORK MAY AFFECT THIS INSTALLATION.
- ELECTRICAL CONTRACTOR SHALL COORDINATE INCOMING ELECTRICAL SERVICE WITH UTILITY COMPANY AND INCLUDE IN HIS BID ALL CHARGES AND FEES INCURRED IN MODIFICATIONS.
- ELECTRICAL CONTRACTOR SHALL COORDINATE THE TELEPHONE INSTALLATION WITH THE TELEPHONE COMPANY AND THE GENERAL CONTRACTOR.
- ELECTRICAL CONTRACTOR, BEFORE INSTALLING ANY OF THE WORK, SHALL SEE THAT IT DOES NOT INTERFERE WITH CLEARANCES REQUIRED FOR FINISHED COLUMNS, HUNG CEILINGS, PLASTER, PARTITIONS, WALLS, ETC. AS SHOWN IN THE ARCHITECTURAL DRAWINGS AND DETAILS. IF ANY WORK IS INSTALLED AND IT LATER DEVELOPS THAT SUCH DETAILS OR DESIGN CANNOT BE FOLLOWED, THE CONTRACTOR, AT HIS OWN EXPENSE, SHALL MAKE SUCH CHANGES IN THE WORK AS DIRECTED BY THE ARCHITECT, AS WELL AS TO PERMIT THE INSTALLATION OF THE ARCHITECTURAL WORK AS SHOWN ON THE PLANS AND DETAILS.
- PERFORM TEST REQUIRED BY THE OWNER OR THE ENGINEER IN CONNECTION WITH THE OPERATION OF THE ELECTRICAL SYSTEM IN THE BUILDING. ALL TESTS SHALL BE MADE IN ACCORDANCE WITH THE LATEST STANDARD OF THE IEEE AND THE NATIONAL ELECTRICAL CODE.
- MINIMUM CONDUCTOR SIZE SHALL BE #12, 600V INSULATION. MINIMUM SIZE CONDUIT SHALL BE 3/4" ELECTRICAL METALLIC TUBING (EMT) FOR INTERIOR USE, 3/4" RIGID ALUMINUM FOR EXTERIOR USE ABOVE GRADE AND 1" SCHEDULE 40 PVC, BURIED A MINIMUM OF 18" FOR NON-VEHICULAR TRAFFIC AREAS. FOR CONDUITS BELOW GRADE, EMT SHALL BE USED WITH METAL STUD CONSTRUCTION. USE NMC IN WOOD CONSTRUCTION. 6 FT LENGTH MC CABLE IS ALLOWED ABOVE DROPPED CEILING. INTERIOR FITTINGS SHALL BE CAST WHERE EXPOSED ON WALLS, AND EXTERIOR FITTINGS SHALL BE CAST BOXES WITH NEMA 3R COVERS.
- ALL BRANCH CIRCUITS SERVING PATIENT CARE AREAS SHALL BE IN A METAL RACEWAY SYSTEM OR MEDICAL GRADE MC CABLE (NEC ART. 517.13(A)).
- CONTRACTOR SHALL INSTALL WIRING AND OTHER CIRCUIT COMPONENTS TO MATCH EQUIPMENT ACTUALLY INSTALLED.
- ALL 120V RUNS LONGER THAN 60 FEET SHALL BE #10 AWG AND 277V RUNS LONGER THAN 150 FEET SHALL BE #10 AWG UNLESS NOTED OTHERWISE.
- INSTALL GROUND FAULT RECEPTACLES AT RECEPTACLE LOCATIONS WITHIN 5' OF SINKS OR LAVATORIES, AND AT EXTERIOR LOCATIONS. EXTERIOR RECEPTACLES SHALL ALSO BE WATERPROOF.
- INSTALL SPECIAL PROTECTIVE RECEPTACLE COVERS IN ALL WAITING AREAS OCCUPIED BY CHILDREN 6 YEARS OF AGE AND UNDER.
- BONDING AND GROUNDING SHALL BE IN ACCORDANCE WITH NFPA 70:250-69, NFPA 250-23, 250-11 & 250-12.
- GROUND NEUTRAL IN ACCORDANCE WITH NFPA 70:250-230.
- FUSES SHALL BE ITT CLASS K5, 250 VOLT, 200,000 AMP INTERRUPTING CAP.
- PROVIDE SERVICES OF A FIRE/SMOKE DETECTION AND ALARM COMPANY TO DESIGN AND INSTALL ALARM SYSTEM TO MEET REQUIREMENTS OF THE STATE FIRE MARSHALL AND THE FIRE DISTRICT.
- EXTERIOR LIGHTING SHALL BE SHADED OR INWARDLY DIRECTED IN SUCH A MANNER SO THAT NO DIRECT LIGHTING OR GLARE IS CAST BEYOND THE PROPERTY LINE. THE INTENSITY OF SUCH LIGHTING SHALL NOT EXCEED ONE FOOT CANDLE AS MEASURED AT THE ABUTTING PROPERTY LINE.
- ALL ELECTRICAL, MECHANICAL AND PLUMBING PENETRATING FIRE PARTITIONS SHALL BE FIRE CAULKED. (PENETRATIONS THROUGH RATED CONSTRUCTION SHALL BE SEALED WITH A MATERIAL CAPABLE OF PREVENTING THE PASSAGE OF FLAMES AND HOT GASES WHEN TESTED IN ACCORDANCE WITH ASTM-E814.)
- VERIFY ELECTRICAL CONNECTIONS PER MANUFACTURER'S RECOMMENDATIONS AND REQUIREMENTS.
- ALL RECEPTACLES AND SWITCHES ARE TO HAVE WEATHER PROOF COVERS IN APPROPRIATE BAY. 50% OF ALL EXTERIOR WEATHER PROOF COVERS SHALL BE N-USE COVERS.
- LIGHT FIXTURE AND/OR RECEPTACLE, LOCATED IN ATTIC.

KEYED NOTES

- PROVIDE CONNECTION TO UN-SWITCHED HOT OF LIGHTING CIRCUIT AND SHALL HAVE 90 MINUTE EMERGENCY BATTERY BACKUP.
- PROVIDE AND INSTALL 3 POLE LIGHTING CONTACTOR WITH PHOTOCELL FOR OUTSIDE LIGHTS.

LIGHTING LEGEND



27 FIRST FLOOR LIGHTING PLAN
 SCALE: 1/8"=1'-0"



DAMMON ENGINEERING, INC.
 LOUISIANA & MISSISSIPPI
 Chief Engineer: Brian Mitchell, PE
 554 Old Spanish Trail
 Slidell, LA 70688
 www.dammonengineering.com
 info@dammonengineering.com
 PH: 905.649.9832

#	DESCRIPTION	DATE

SEAL:

 10/17/2019

NEW FUNERAL HOME
BONER FALL HOME
 4800 DOWNMAN ROAD
 NEW ORLEANS, LA
 JOB No: 2896 DATE: 10-10-2019
 DRAWN BY: JAGM/KI CHECKED BY: CKD

SHEET TITLE:
FIRST FLOOR LIGHTING PLAN
 DRAWING NUMBER:
E102
 SHEET No: 20 of 23

