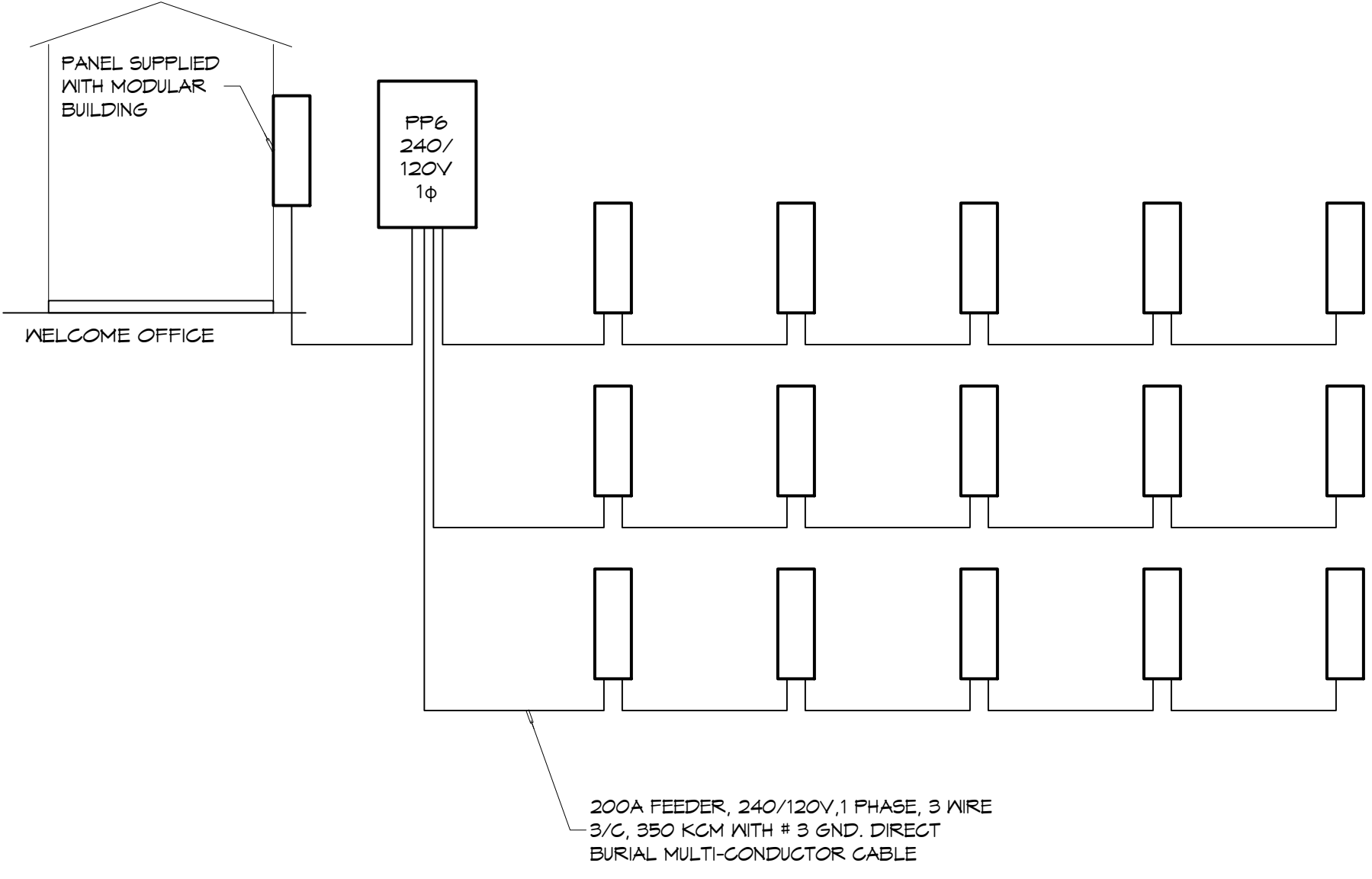
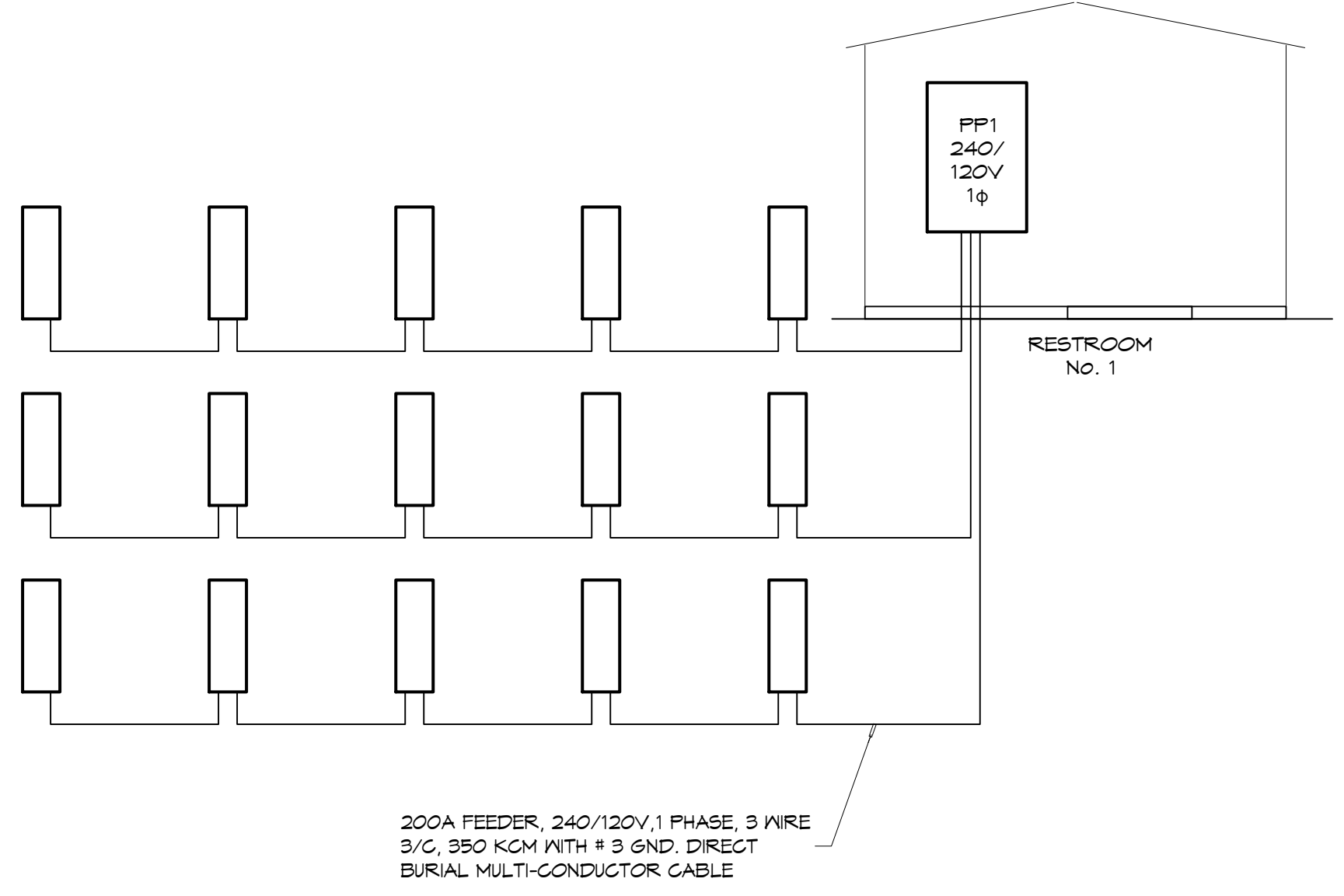
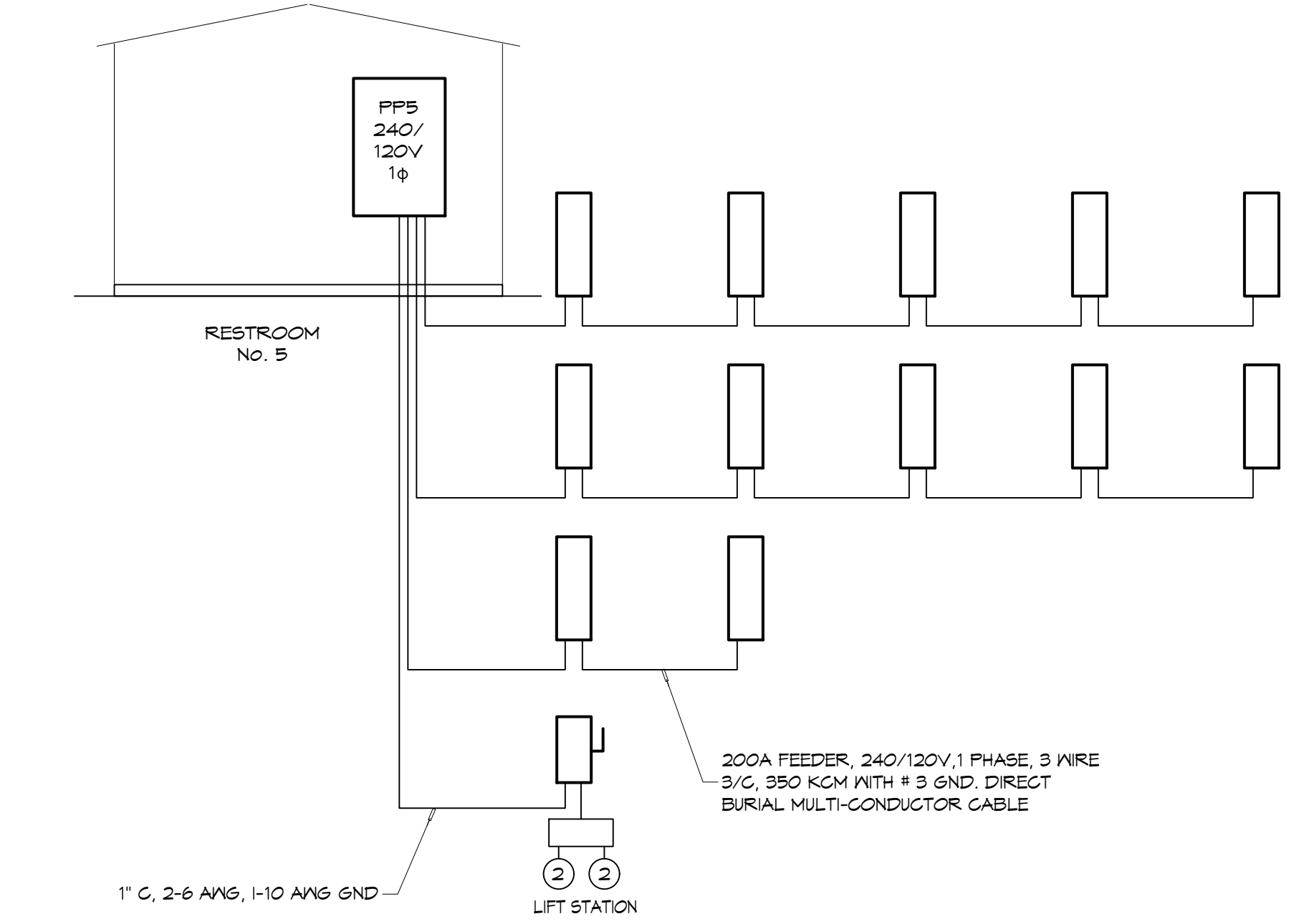
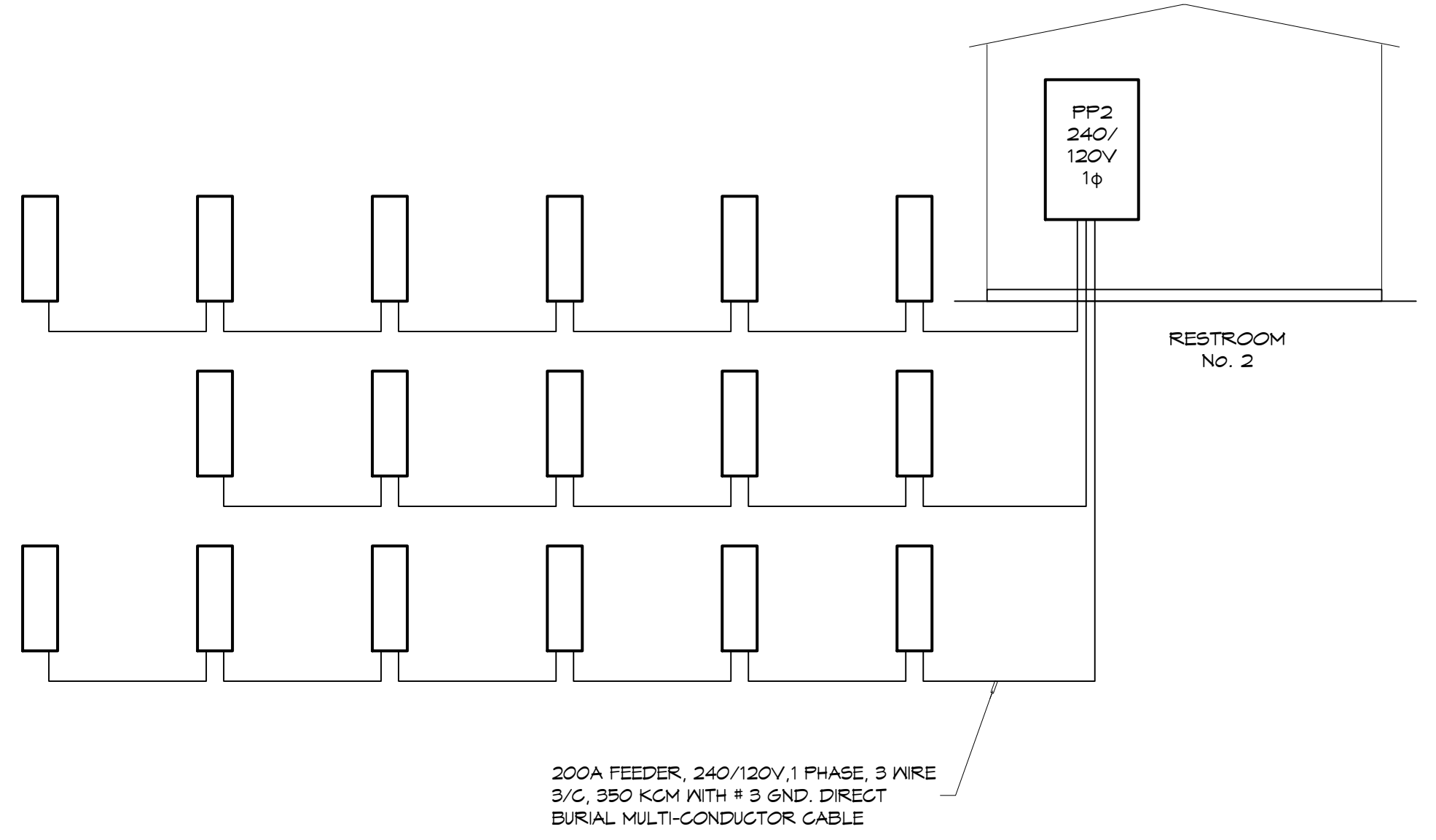


ELECTRICAL LOAD SUMMARY TRANSFORMER 1					
POWER COMPANY:	COAST ELECTRIC				
PROJECT NAME:	EXT 1 RV RESORT				
PROJECT ADDRESS:	CLYDE MEITZER				
CITY TOWN:	NICHOLSON, MISSISSIPPI				
INTENDED USER:	RV PARK				
REQUIRED SERVICE:	240/120	VOLTS	1	PHASE	3
SERV ENTR SIZE:	400	AMPS			
HVAC TONNAGE:		TONS			
LARGEST MOTOR:		HP			
LOAD SOURCE	10 KVA	30 KVA	OR	10 KN	30 KN
BUILDING LIGHTING	1,360.0				
ELECTRIC WATER HEATING	10,000.0				
HEAT PUMPS					
SUPPLEMENTAL HEAT SYSTEMS					
AIR COND CONDENSING UNITS					
ELEC HEATING (PRIMARY) AHUS					
COOKING					
REFRIGERATION					
RECEPTACLES (STANDARD)	1,080.0				
RECEPTACLES (COMPUTER)					
TOTAL MOTORS (EXCLUDE HVAC)					
EXTERIOR LIGHTING	500.0				
MISCELLANEOUS - CEILING FANS	1,000.0				
OTHER - 15 RV SITES	153,600.0				
TOTAL CONNECTED LOAD	167,540.0				



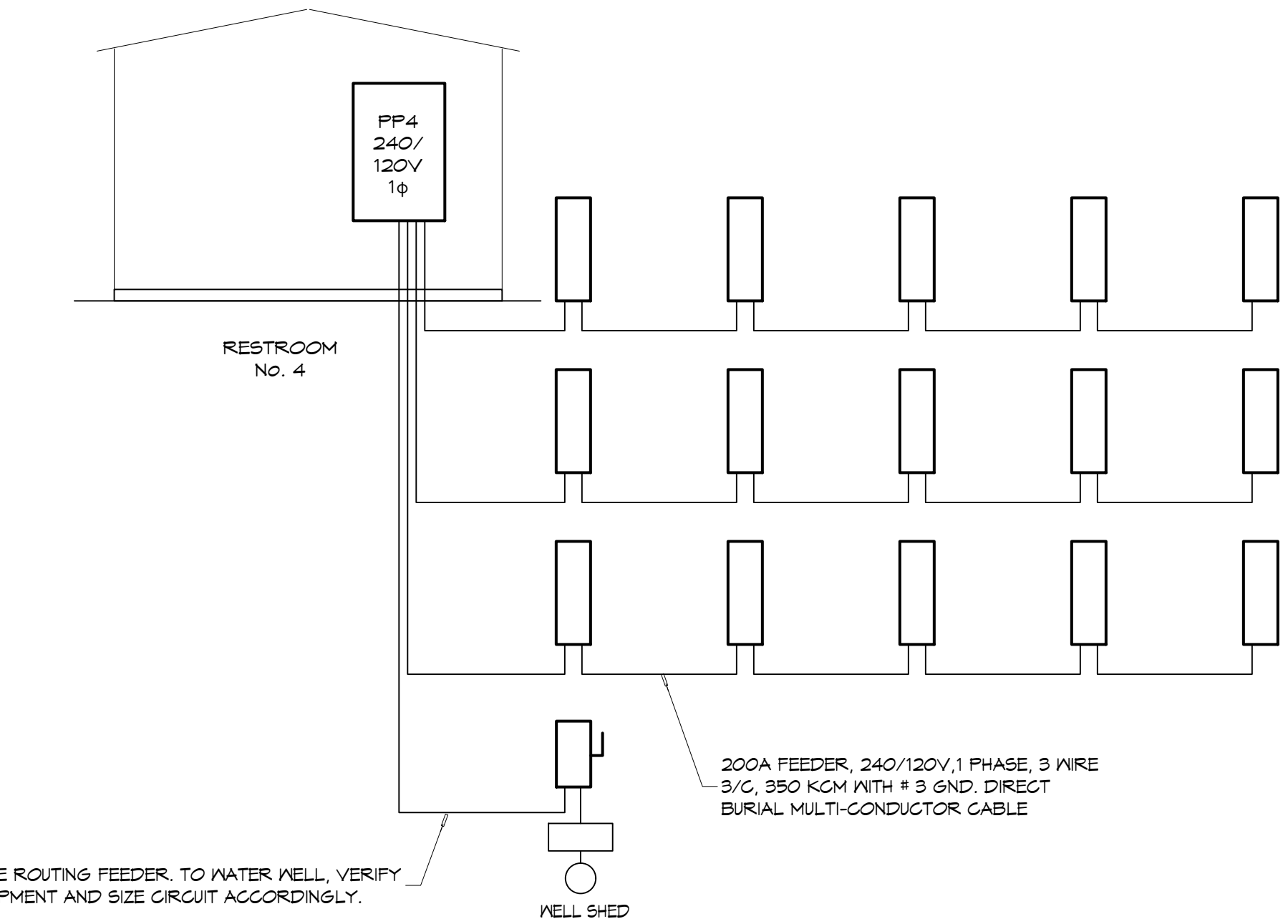
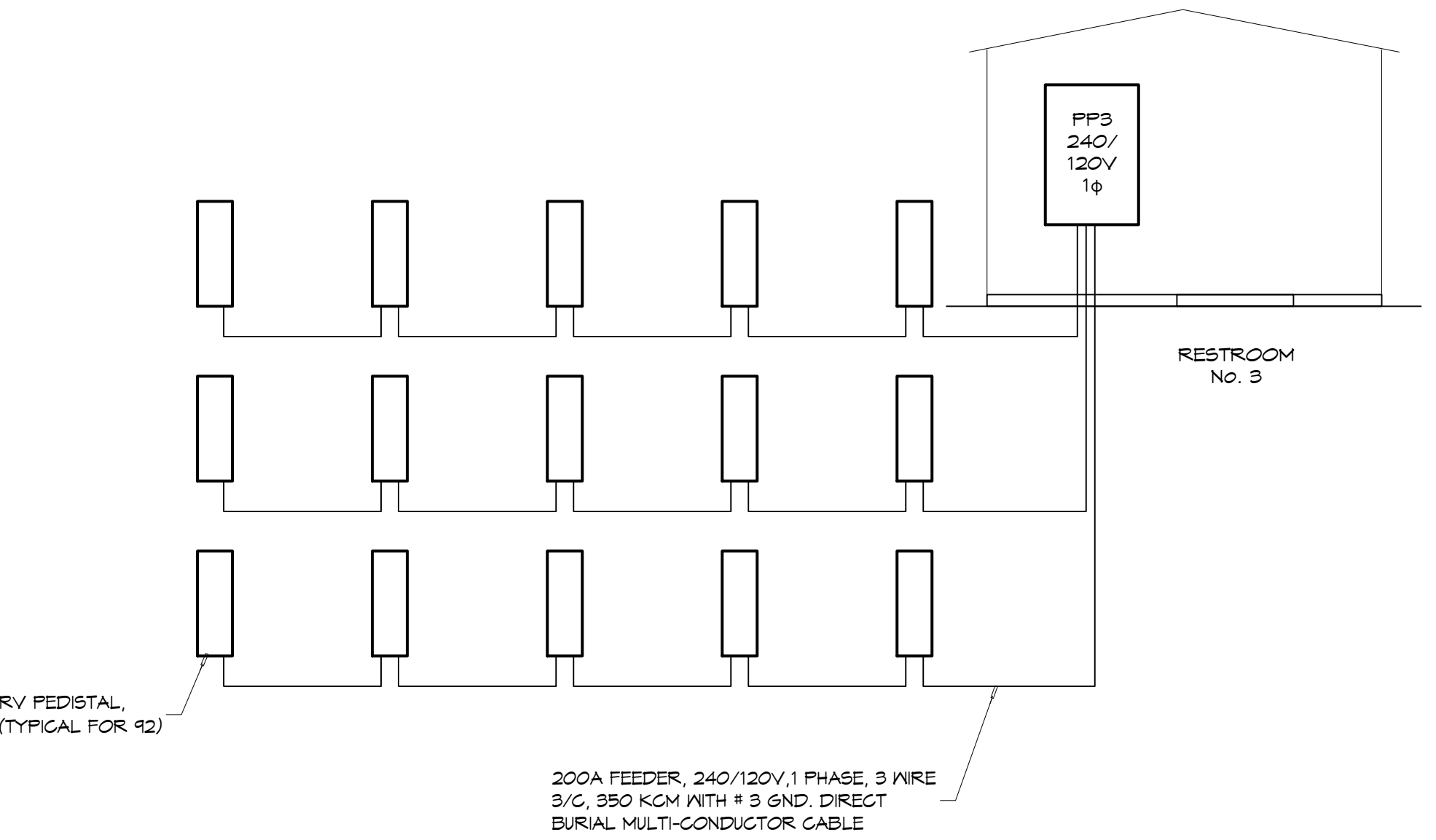
ELECTRICAL LOAD SUMMARY TRANSFORMER 6					
POWER COMPANY:	COAST ELECTRIC				
PROJECT NAME:	EXT 1 RV RESORT				
PROJECT ADDRESS:	CLYDE MEITZER				
CITY TOWN:	NICHOLSON, MISSISSIPPI				
INTENDED USER:	RV PARK				
REQUIRED SERVICE:	240/120	VOLTS	1	PHASE	3
SERV ENTR SIZE:	400	AMPS			
HVAC TONNAGE:		TONS			
LARGEST MOTOR:		HP			
LOAD SOURCE	10 KVA	30 KVA	OR	10 KN	30 KN
BUILDING LIGHTING	1,360.0				
ELECTRIC WATER HEATING	5,000.0				
HEAT PUMPS					
SUPPLEMENTAL HEAT SYSTEMS					
AIR COND CONDENSING UNITS	2,000.0				
ELEC HEATING (PRIMARY) AHUS	3,600.0				
COOKING					
REFRIGERATION	3,600.0				
RECEPTACLES (STANDARD)	1,780.0				
RECEPTACLES (COMPUTER)					
TOTAL MOTORS (EXCLUDE HVAC)					
EXTERIOR LIGHTING	500.0				
MISCELLANEOUS - CEILING FANS	520.0				
OTHER - 15 RV SITES	144,000.0				
TOTAL CONNECTED LOAD	168,900.0				

ELECTRICAL LOAD SUMMARY TRANSFORMER 2					
POWER COMPANY:	COAST ELECTRIC				
PROJECT NAME:	EXT 1 RV RESORT				
PROJECT ADDRESS:	CLYDE MEITZER				
CITY TOWN:	NICHOLSON, MISSISSIPPI				
INTENDED USER:	RV PARK				
REQUIRED SERVICE:	240/120	VOLTS	1	PHASE	3
SERV ENTR SIZE:	400	AMPS			
HVAC TONNAGE:		TONS			
LARGEST MOTOR:		HP			
LOAD SOURCE	10 KVA	30 KVA	OR	10 KN	30 KN
BUILDING LIGHTING	1,360.0				
ELECTRIC WATER HEATING	10,000.0				
HEAT PUMPS					
SUPPLEMENTAL HEAT SYSTEMS					
AIR COND CONDENSING UNITS					
ELEC HEATING (PRIMARY) AHUS					
COOKING					
REFRIGERATION					
RECEPTACLES (STANDARD)	1,080.0				
RECEPTACLES (COMPUTER)					
TOTAL MOTORS (EXCLUDE HVAC)					
EXTERIOR LIGHTING	500.0				
MISCELLANEOUS - CEILING FANS	1,000.0				
OTHER - 17 RV SITES	163,200.0				
TOTAL CONNECTED LOAD	177,140.0				



ELECTRICAL LOAD SUMMARY TRANSFORMER 5					
POWER COMPANY:	COAST ELECTRIC				
PROJECT NAME:	EXT 1 RV RESORT				
PROJECT ADDRESS:	CLYDE MEITZER				
CITY TOWN:	NICHOLSON, MISSISSIPPI				
INTENDED USER:	RV PARK				
REQUIRED SERVICE:	240/120	VOLTS	1	PHASE	3
SERV ENTR SIZE:	400	AMPS			
HVAC TONNAGE:		TONS			
LARGEST MOTOR:		2 HP			
LOAD SOURCE	10 KVA	30 KVA	OR	10 KN	30 KN
BUILDING LIGHTING	1,360.0				
ELECTRIC WATER HEATING	10,000.0				
HEAT PUMPS					
SUPPLEMENTAL HEAT SYSTEMS					
AIR COND CONDENSING UNITS					
ELEC HEATING (PRIMARY) AHUS					
COOKING					
REFRIGERATION					
RECEPTACLES (STANDARD)	1,080.0				
RECEPTACLES (COMPUTER)					
TOTAL MOTORS (EXCLUDE HVAC)	6,600.0				
EXTERIOR LIGHTING	500.0				
MISCELLANEOUS - CEILING FANS	1,000.0				
OTHER - 15 RV SITES	115,200.0				
TOTAL CONNECTED LOAD	139,740.0				

ELECTRICAL LOAD SUMMARY TRANSFORMER 3					
POWER COMPANY:	COAST ELECTRIC				
PROJECT NAME:	EXT 1 RV RESORT				
PROJECT ADDRESS:	CLYDE MEITZER				
CITY TOWN:	NICHOLSON, MISSISSIPPI				
INTENDED USER:	RV PARK				
REQUIRED SERVICE:	240/120	VOLTS	1	PHASE	3
SERV ENTR SIZE:	400	AMPS			
HVAC TONNAGE:		TONS			
LARGEST MOTOR:		HP			
LOAD SOURCE	10 KVA	30 KVA	OR	10 KN	30 KN
BUILDING LIGHTING	1,360.0				
ELECTRIC WATER HEATING	10,000.0				
HEAT PUMPS					
SUPPLEMENTAL HEAT SYSTEMS					
AIR COND CONDENSING UNITS					
ELEC HEATING (PRIMARY) AHUS					
COOKING					
REFRIGERATION					
RECEPTACLES (STANDARD)	1,080.0				
RECEPTACLES (COMPUTER)					
TOTAL MOTORS (EXCLUDE HVAC)					
EXTERIOR LIGHTING	500.0				
MISCELLANEOUS - CEILING FANS	1,000.0				
OTHER - 15 RV SITES	144,000.0				
TOTAL CONNECTED LOAD	157,440.0				



ELECTRICAL LOAD SUMMARY TRANSFORMER 4					
POWER COMPANY:	COAST ELECTRIC				
PROJECT NAME:	EXT 1 RV RESORT				
PROJECT ADDRESS:	CLYDE MEITZER				
CITY TOWN:	NICHOLSON, MISSISSIPPI				
INTENDED USER:	RV PARK				
REQUIRED SERVICE:	240/120	VOLTS	1	PHASE	3
SERV ENTR SIZE:	400	AMPS			
HVAC TONNAGE:		TONS			
LARGEST MOTOR:		2 HP			
LOAD SOURCE	10 KVA	30 KVA	OR	10 KN	30 KN
BUILDING LIGHTING	1,360.0				
ELECTRIC WATER HEATING	10,000.0				
HEAT PUMPS					
SUPPLEMENTAL HEAT SYSTEMS					
AIR COND CONDENSING UNITS					
ELEC HEATING (PRIMARY) AHUS					
COOKING					
REFRIGERATION					
RECEPTACLES (STANDARD)	1,080.0				
RECEPTACLES (COMPUTER)					
TOTAL MOTORS (EXCLUDE HVAC)	6,600.0				
EXTERIOR LIGHTING	500.0				
MISCELLANEOUS - CEILING FANS	4,900.0				
OTHER - 15 RV SITE	144,000.0				
TOTAL CONNECTED LOAD	168,500.0				

RISER DIAGRAM  
SCALE: NTS

**DAMMON ENGINEERING, INC.**  
 LOUISIANA & MISSISSIPPI  
 Chief Engineer: Brian Mistich, PE  
 554 Old Spanish Trail  
 Slidell, LA 70458  
 www.dammonengineering.com  
 info@dammonengineering.com  
 PH: 985.649.9832

#	DESCRIPTION	DATE

SEAL:

NEW RECREATIONAL RV SITE  
**EXT 1 RV RESORT, LLC.**  
 160 CLYDE MEITZER ROAD  
 NICHOLSON, MISSISSIPPI 39446  
 JOB No: 2486 DATE: 04-11-2024  
 DRAWN BY: DD/JTL CHECKED BY: BAW

SHEET TITLE:  
LOAD SUMMARIES

DRAWING NUMBER:  
**E103**

SHEET No: 17 of 18