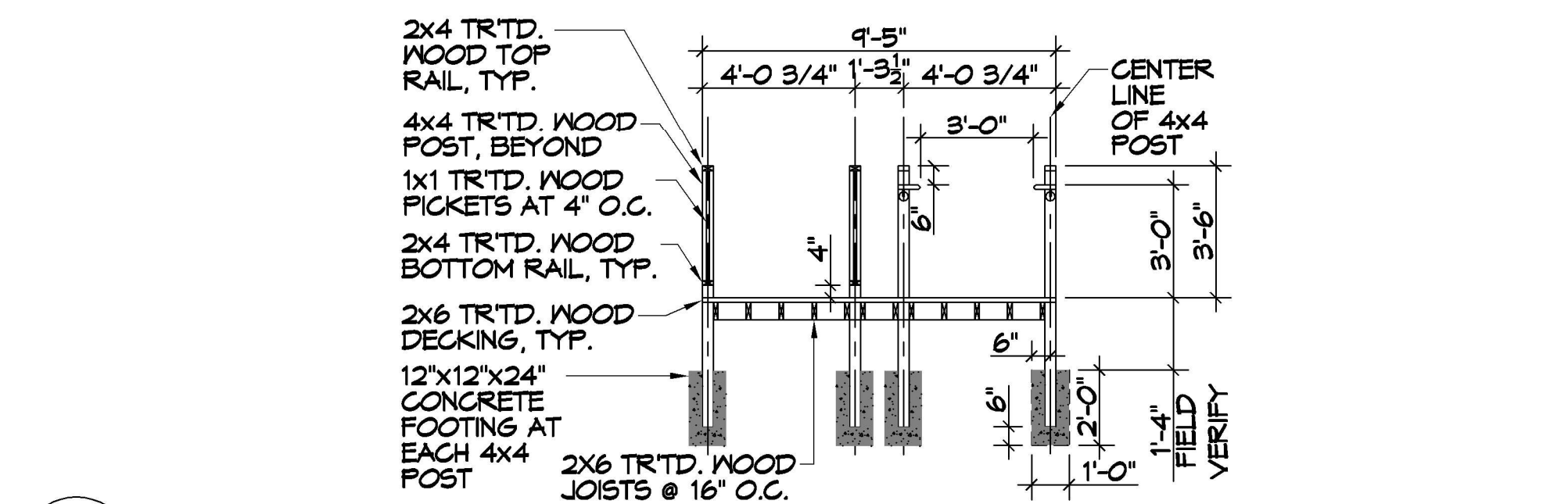
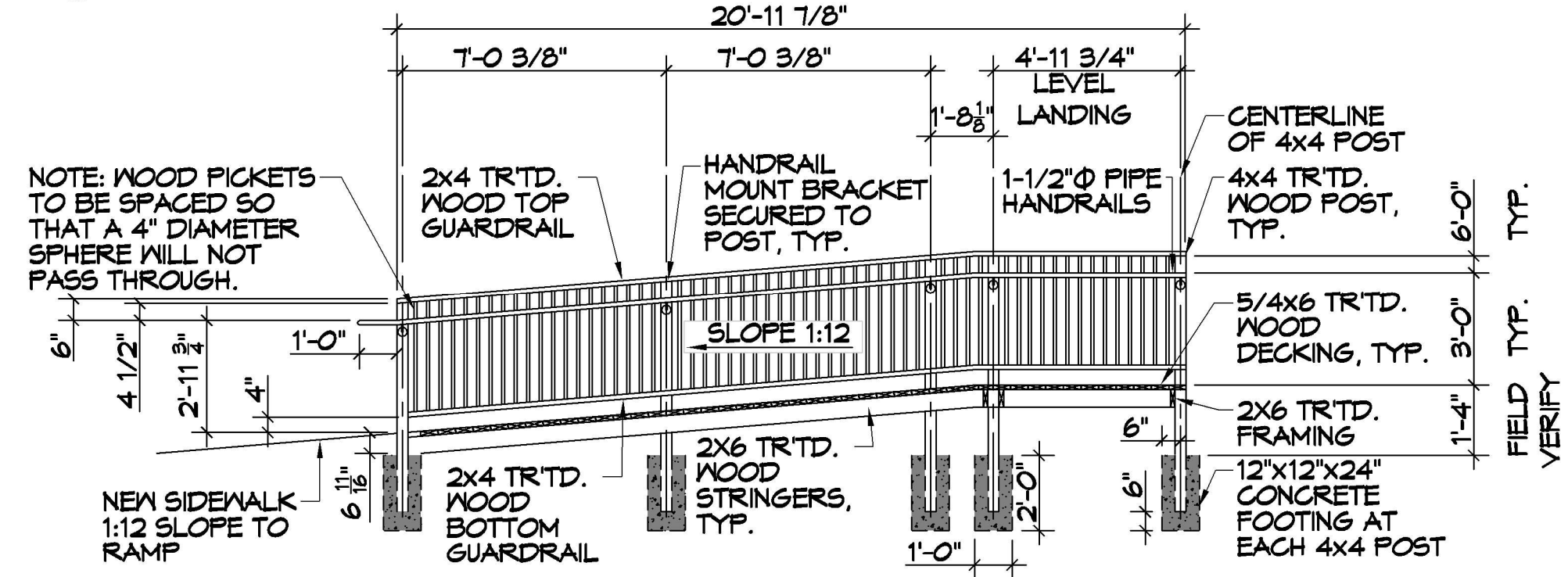


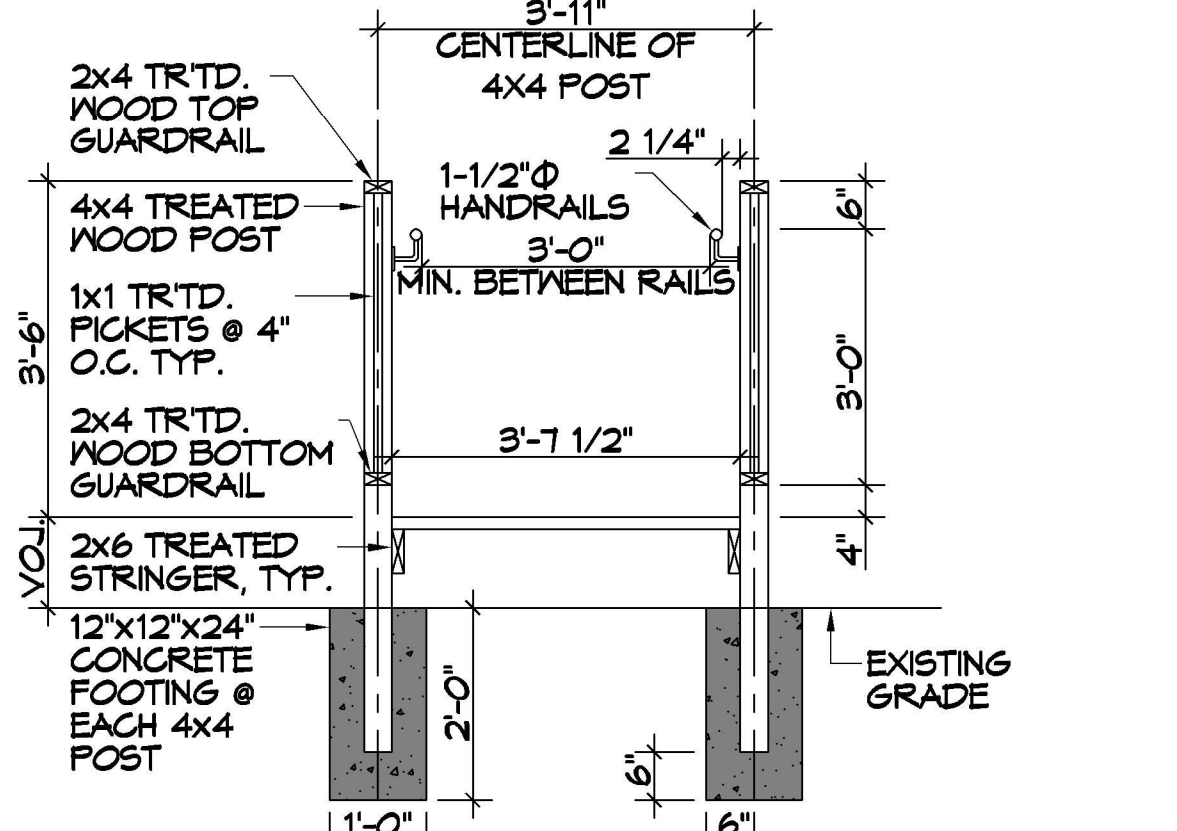
6 SITE PLAN
SCALE: 1" = 10'-0"



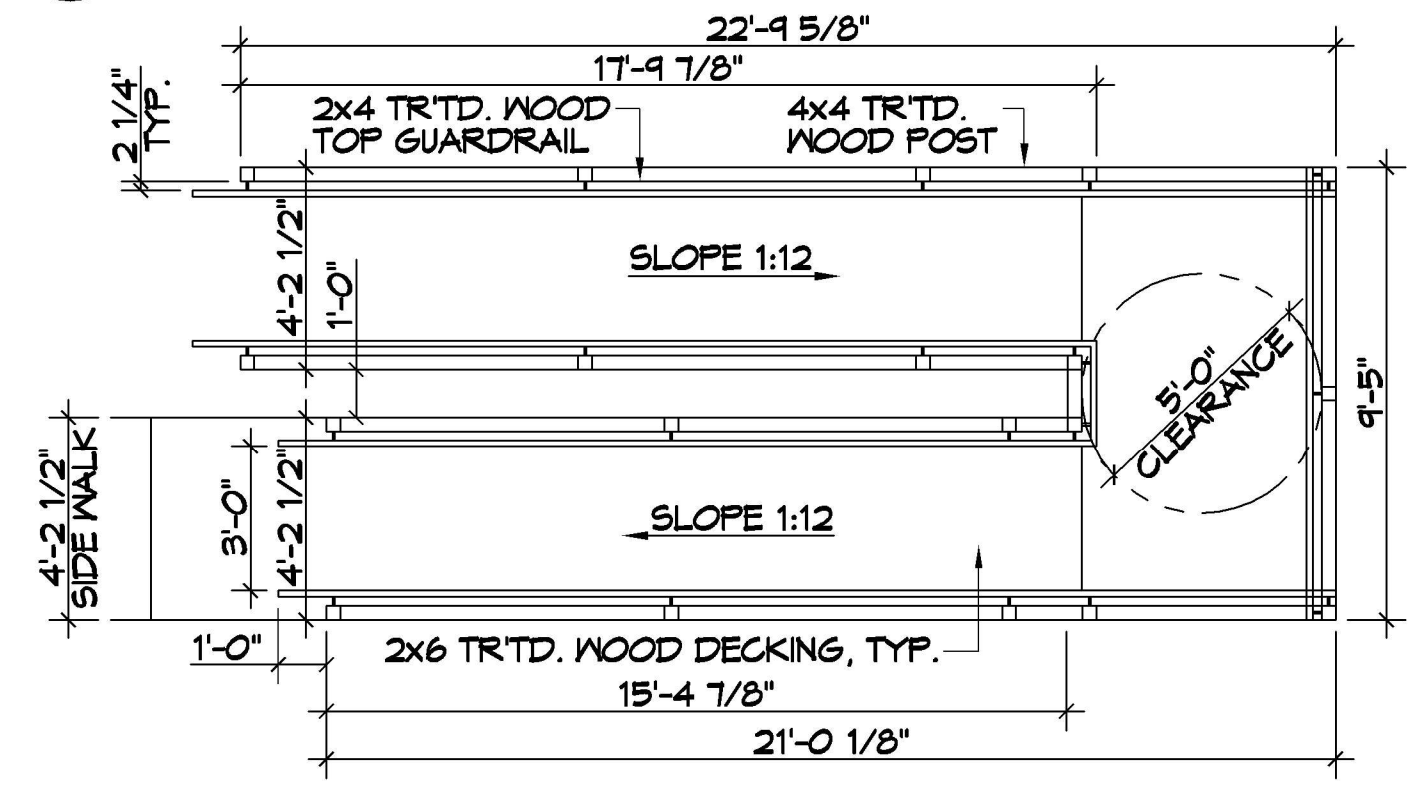
A SITE ACCESSIBLE RAMP SECTION
SCALE: 1/4" = 1'-0"



B SITE ACCESSIBLE RAMP SECTION
SCALE: 1/4" = 1'-0"



C TYPICAL RAMP SECTION
SCALE: 1/2" = 1'-0"



7 SITE ACCESSIBLE RAMP PLAN
SCALE: 1/4" = 1'-0"

SITE LIGHTING
EXTERIOR LIGHTING SHALL BE SHADED OR INWARDLY DIRECTED IN SUCH A MANNER SO THAT NO DIRECT LIGHTING OR GLARE BE CAST BEYOND THE PROPERTY LINE. THE INTENSITY OF SUCH LIGHTING SHALL NOT EXCEED ONE FOOT CANDLE AS MEASURED AT THE ABUTTING PROPERTY LINE.

PLANNING
ZONING DISTRICT - C-H / COMMERCIAL HIGHWAY
ZONING DESCRIPTION : MEDIUM INTENSITY MIXED-USE DISTRICT
PERMITTED USES : MEDICAL/DENTAL CLINIC WITH A MAXIMUM OF FIFTEEN (15) PRACTITIONERS.
3800 S.F. / 250 S.F. PER PERSON = MINIMUM OF 15 PARKING SPACES.
PARKING SPACES PROVIDED: 18

DAMMON ENGINEERING, INC.
LOUISIANA & MISSISSIPPI
www.dammonengineering.com
info@dammonengineering.com
554 Old Spanish Trail
Slidell, LA 70458
Chief Engineer: Brian Metch, PE
PH: 985.649.5832

| # | DESCRIPTION | DATE |
|---|-------------|------|
| | | |
| | | |
| | | |
| | | |

SEAL: **JARED M. SIMONEUX**
REG. NO. 7731
REGISTERED ARCHITECT
STATE OF LOUISIANA

DENTAL OFFICE
MINT DENTAL
3107 WEST THOMAS STREET
HAMMOND LOUISIANA 70403
JOB No: 2446 | DATE: 06-25-2021
DRAWN BY: TNT | CHECKED BY: JMS

SHEET TITLE:
SITE PLAN

DRAWING NUMBER:
C101

SHEET No: 3 of 4