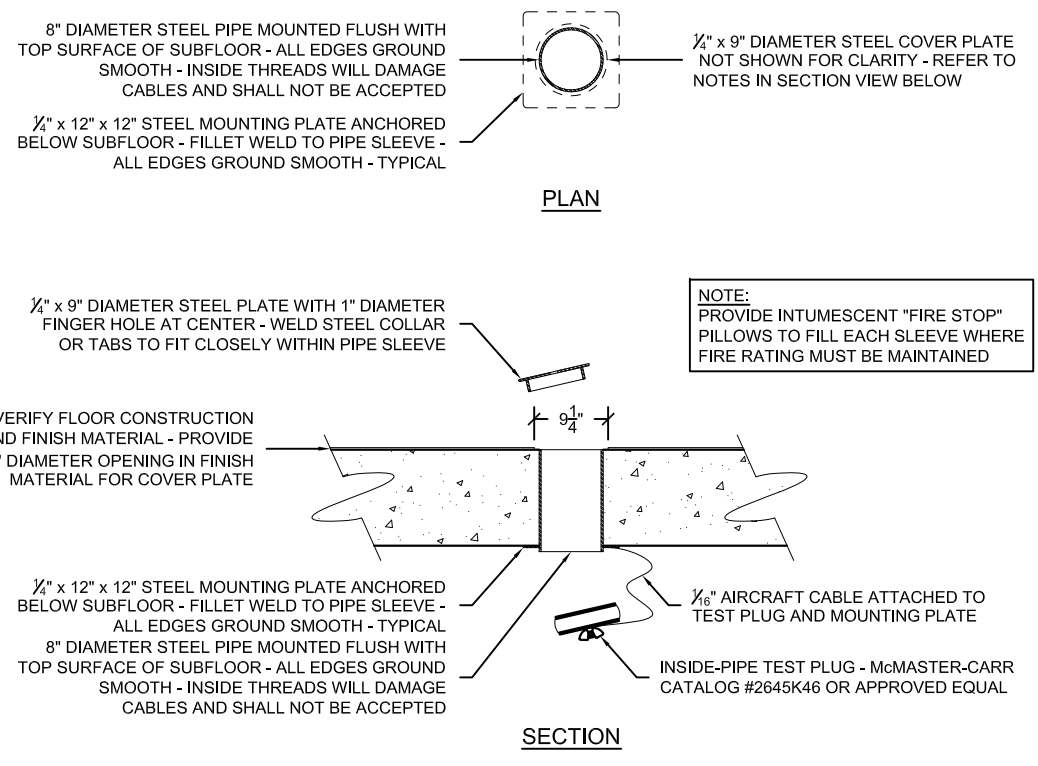


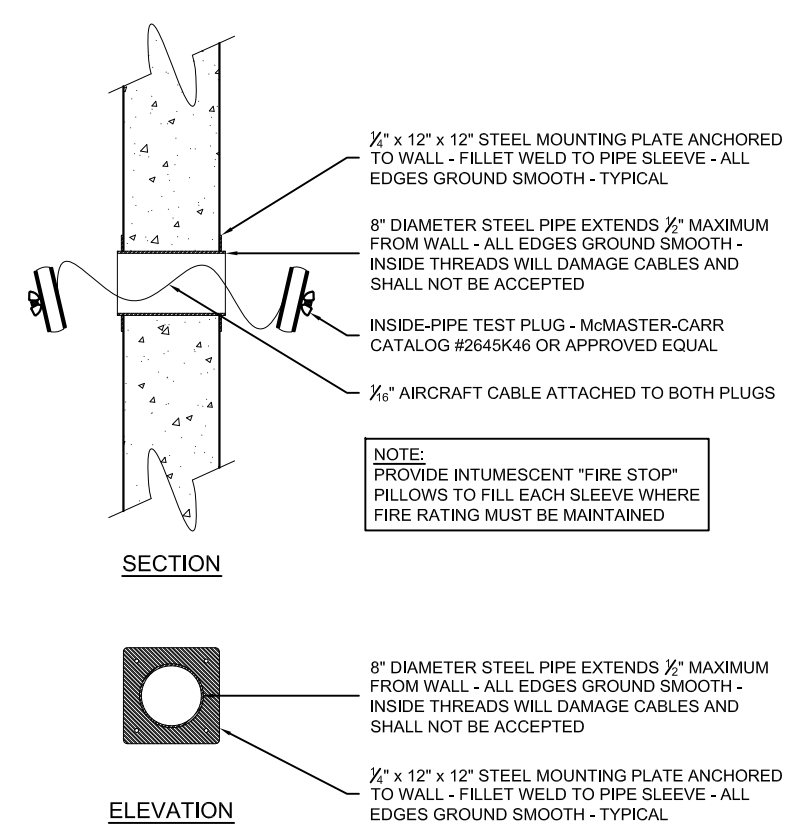
1 SCHEMATIC CABLE SLEEVE AND CABLE HOOK SPACING

TL-5.01 SCALE: 1/4" = 1'-0"



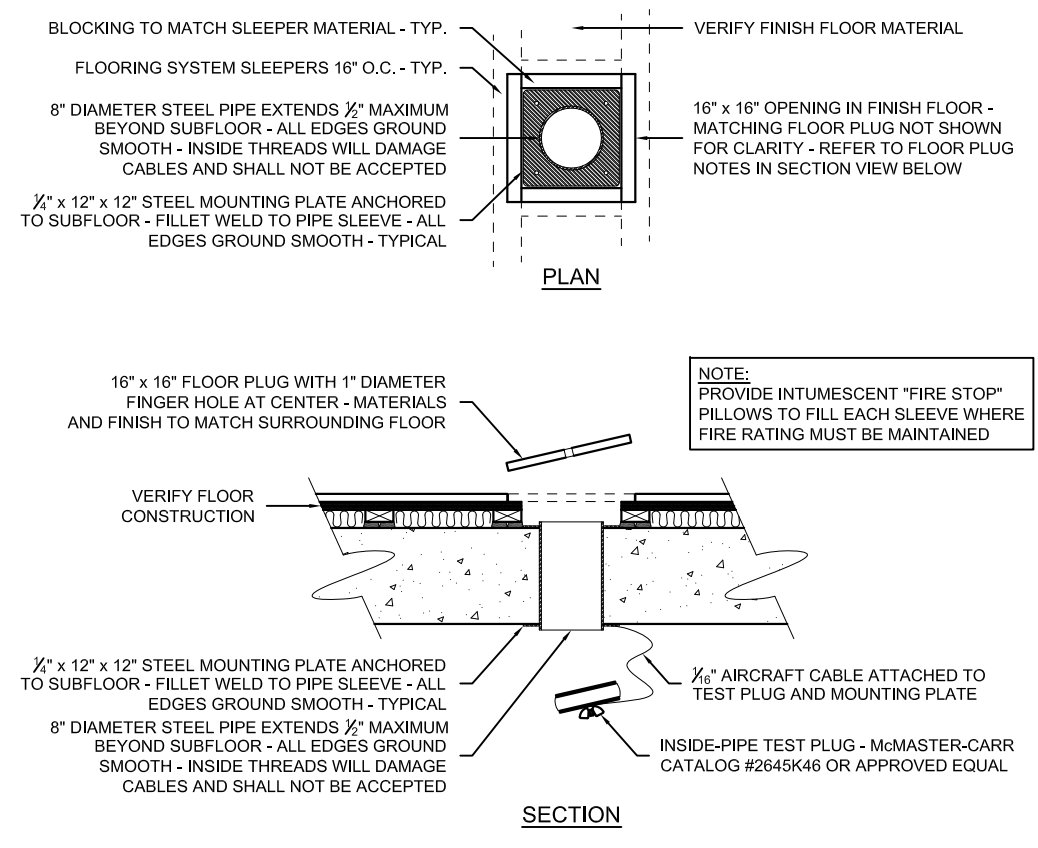
4 DETAIL AT TYPICAL FLOOR SLEEVE

TL-5.01 SCALE: 1/2" = 1'-0"



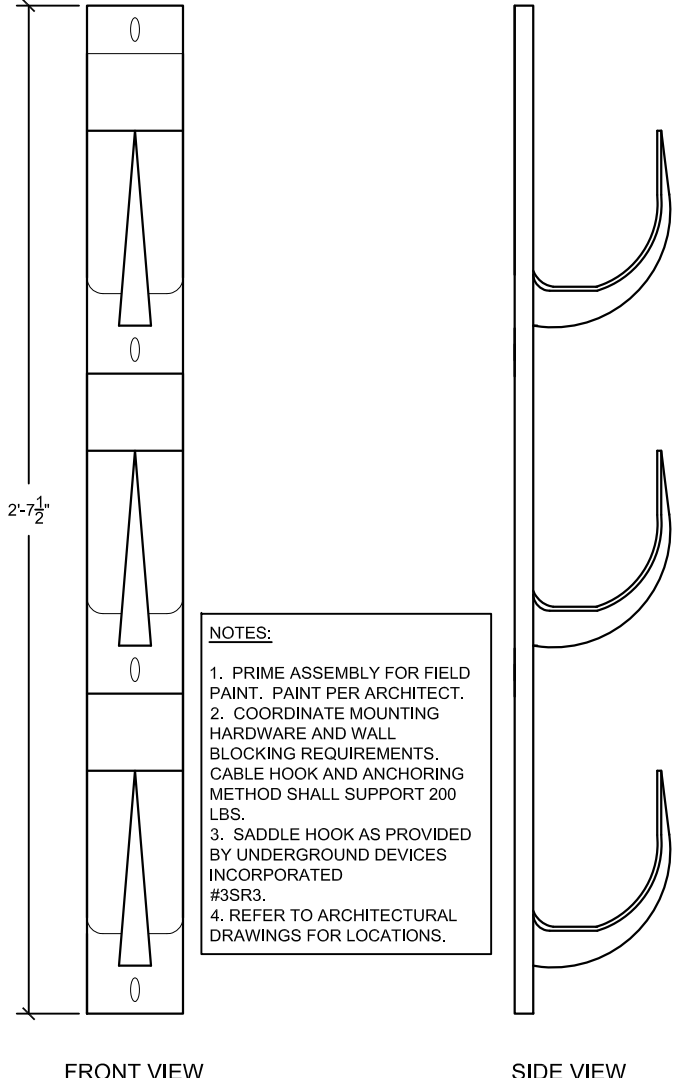
2 DETAIL AT TYPICAL WALL SLEEVE

TL-5.01 SCALE: 1/2" = 1'-0"



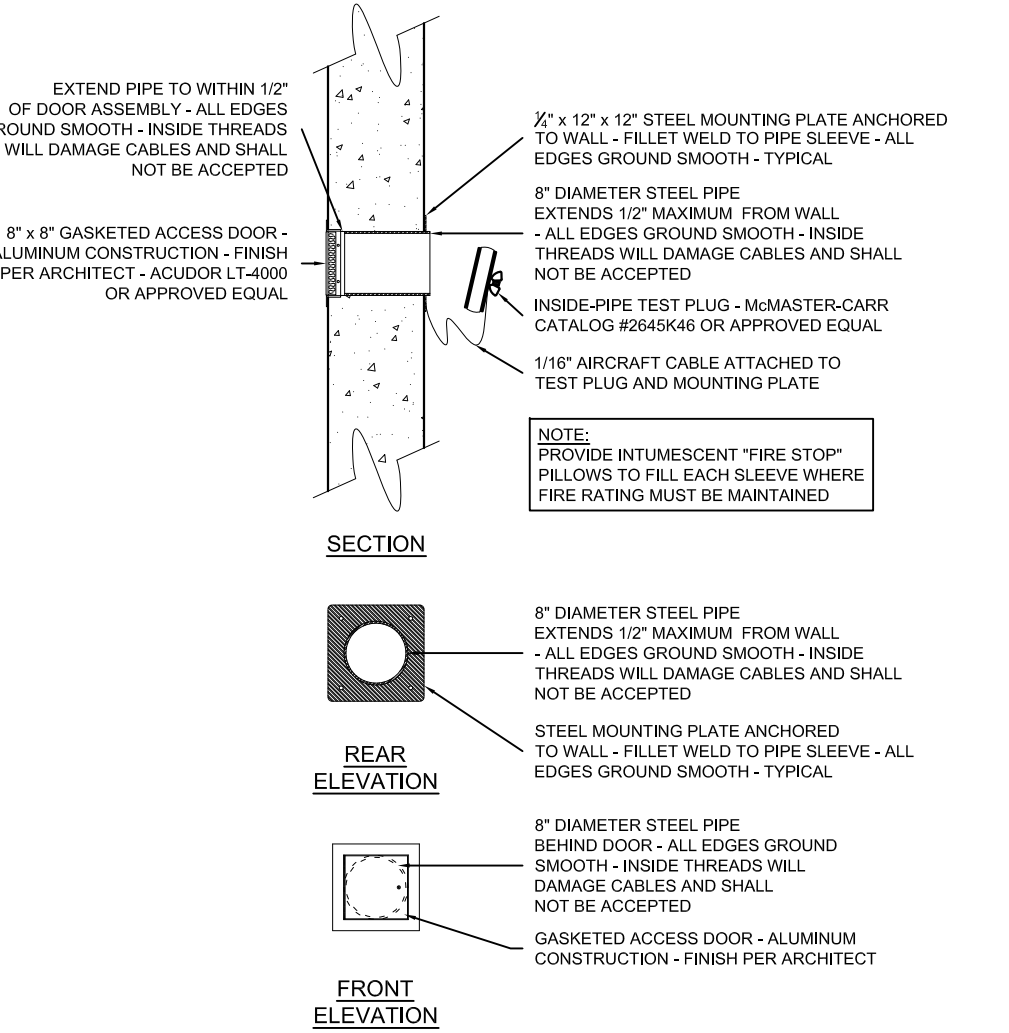
5 DETAIL AT TYPICAL STAGE FLOOR SLEEVE

TL-5.01 SCALE: 1/2" = 1'-0"



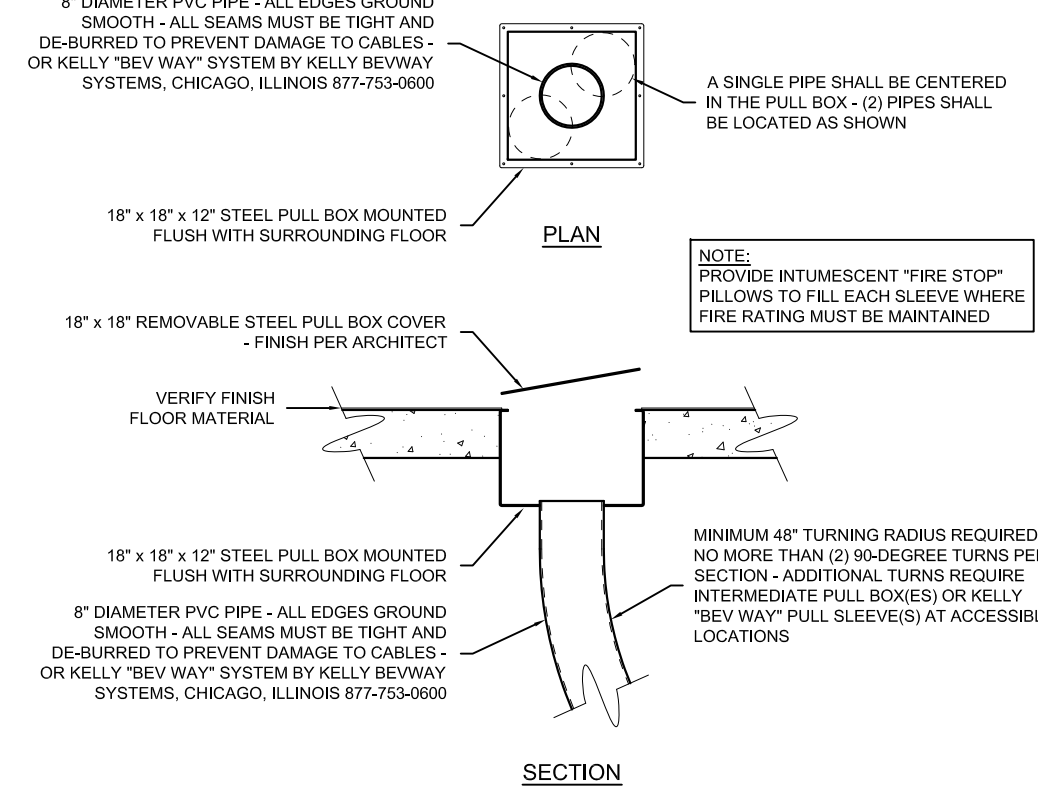
7 DETAIL AT CABLE HOOK

TL-5.01 SCALE: 2" = 1'-0"



3 DETAIL AT EXTERIOR WALL SLEEVE

TL-5.01 SCALE: 1/2" = 1'-0"



6 DETAIL AT TYPICAL FLOOR PULL BOX

TL-5.01 SCALE: 1/2" = 1'-0"

THIS DRAWING INDICATES LIGHTING EQUIPMENT LAYOUT AND DESIGN OF LIGHTING SYSTEMS. REVIEW BY A QUALIFIED ENGINEER IS NECESSARY TO ASSURE SAFETY AND CODE COMPLIANCE.

FOR REFERENCE ONLY
REFER TO E-SERIES DRAWINGS FOR ELECTRICAL FEEDS, DISCONNECT SWITCHES, CONDUIT, AND WIRE FOR ALL LIGHTING EQUIPMENT. DIVISION 16 CONTRACTOR SHALL PROVIDE AND INSTALL ALL LIGHTING EQUIPMENT AND CONTROL WIRING INDICATED FOR A COMPLETE AND OPERABLE SYSTEM.

PRELIMINARY
NOT FOR CONSTRUCTION

THE SAENGER THEATRE RENEWAL PROJECT

142 North Rampart Street
New Orleans, LA

Client
Saenger Theatre Redevelopment Company
200 West Loop South, Suite 1040 Houston TX 77027

Architect
MARTINEZ+JOHNSON ARCHITECTURE

1412 Eye St., NW
Washington, DC 20005
202.333.4480

Structural Engineer
Shawn J. Franke, P.E.
549 Heimer Road San Antonio TX 78232
210.979.7900

Theatre Consultant
Schuler Shook
123 Third Street North #210
Minneapolis, MN 55401
612.339.5958

Acoustical Engineer
Akustiks
93 North Main Street South
Norwalk, CT 06584
202.299.1504

MEP Engineer
JBA Consulting Engineers, Inc.
3525 N. Causeway Blvd. Suite 500 Metairie, LA 70002
504.830.0139

Civil Engineer
Linfield, Hunter, & Junius, Inc.
3608 18th Street Suite 200
Metairie, LA 70002
504.833.5300

Architectural Historian
EHT Traceries, Inc.
1121 Fifth Street NW
Washington, DC 20001
202.393.1199

THEATRE PLANNERS LIGHTING DESIGNERS
Schuler Shook

THESE DRAWINGS, SPECIFICATIONS, AND OTHER DOCUMENTS, COLLECTIVELY, THE "DOCUMENTS" INCLUDING WITHOUT LIMITATION ELECTRONIC VERSIONS THEREOF AND THE IDEAS, DESIGNS, AND ARRANGEMENTS REPRESENTED THEREBY, ARE AND SHALL REMAIN THE PROPERTY OF MARTINEZ & JOHNSON ARCHITECTURE PC, AS DEFINED BY APPLICABLE CONTRACTUAL AGREEMENTS ("THE AGREEMENTS") AND AS PROTECTED BY THE COPYRIGHT STATUTES OF THE UNITED STATES. USE OF THE DOCUMENTS SHALL BE STRICTLY LIMITED TO THE PROJECT FOR WHICH THEY WERE PREPARED AND DEVELOPED ("THE PROJECT") PER THE TERMS OF THE AGREEMENTS. NO PART OF THE DOCUMENTS SHALL BE COPIED, DISCLOSED TO OTHERS, OR USED IN CONNECTION WITH ANY OTHER WORK OR PROJECT, OR BY ANY OTHER PERSONS FOR ANY PURPOSES, OTHER THAN THE COMPLETION OF THE PROJECT, WITHOUT THE SPECIFIC WRITTEN AUTHORIZATION OF MARTINEZ & JOHNSON ARCHITECTURE PC. THE DOWNLOADING, OPENING, OR VIEWING OF ELECTRONIC VERSIONS OF THE DOCUMENTS OR VISUAL CONTACT WITH ANY PRINTED FORM THEREOF SHALL CONSTITUTE CONCLUSIVE EVIDENCE OF ACCEPTANCE OF THESE RESTRICTIONS.

7502

DATE:	No.:	ISSUE:
02.19.10	1	PERMIT SET
04.02.10	2	GMP CONTRACT SET
11.11.10	-	CONTRACT SET

GENERAL NOTES:
A. INSTALLATION SHALL CONFORM TO ALL APPLICABLE NEC, UL, STATE AND LOCAL CODES.
B. ALL EMERGENCY EGRESS LIGHTING IS THE RESPONSIBILITY OF THE ELECTRICAL ENGINEER OR ELECTRICAL CONTRACTOR.
C. ALL DIMMING CIRCUITS ARE TWO-WIRE. NO COMMON NEUTRALS SHALL BE USED.

KEYED NOTES:

1. PROVIDE DEDICATED 20AMP 120V DUPLEX RECEPTACLE AT EACH LOCATION NOTED FOR LIGHTING EQUIPMENT.
2. INDEX STRIP LIGHT PROVIDED AND INSTALLED BY STAGE RIGGING CONTRACTOR. ELECTRICAL CONTRACTOR SHALL PROVIDE AND INSTALL 1000W WALL BOX DIMMER MOUNTED AT +4'-0" A.F.F. CONNECTED TO A JUNCTION BOX AT +10'-0" A.F.F. THE INDEX STRIP LIGHT WILL INCLUDE A FLEXIBLE WHIP FOR CONNECTION TO THE JUNCTION BOX. ALL ELECTRICAL CONNECTIONS BY ELECTRICAL CONTRACTOR.
3. NOT USED.
4. PROVIDE TELEPHONE AND DATA RECEPTACLES PER ELECTRICAL ENGINEER AT EACH LOCATION NOTED. VERIFY MOUNTING CONDITIONS. RECEPTACLES AT CENTER OF AUDITORIUM WILL REQUIRE FLUSH FLOOR BOX.
5. PROVIDE DEDICATED 30AMP 220V NEMA L6-30R RECEPTACLE AT EACH LOCATION NOTED FOR FOLLOW SPOT.

SHEET TITLE:
THEATRICAL LIGHTING DETAILS

TL-5.01