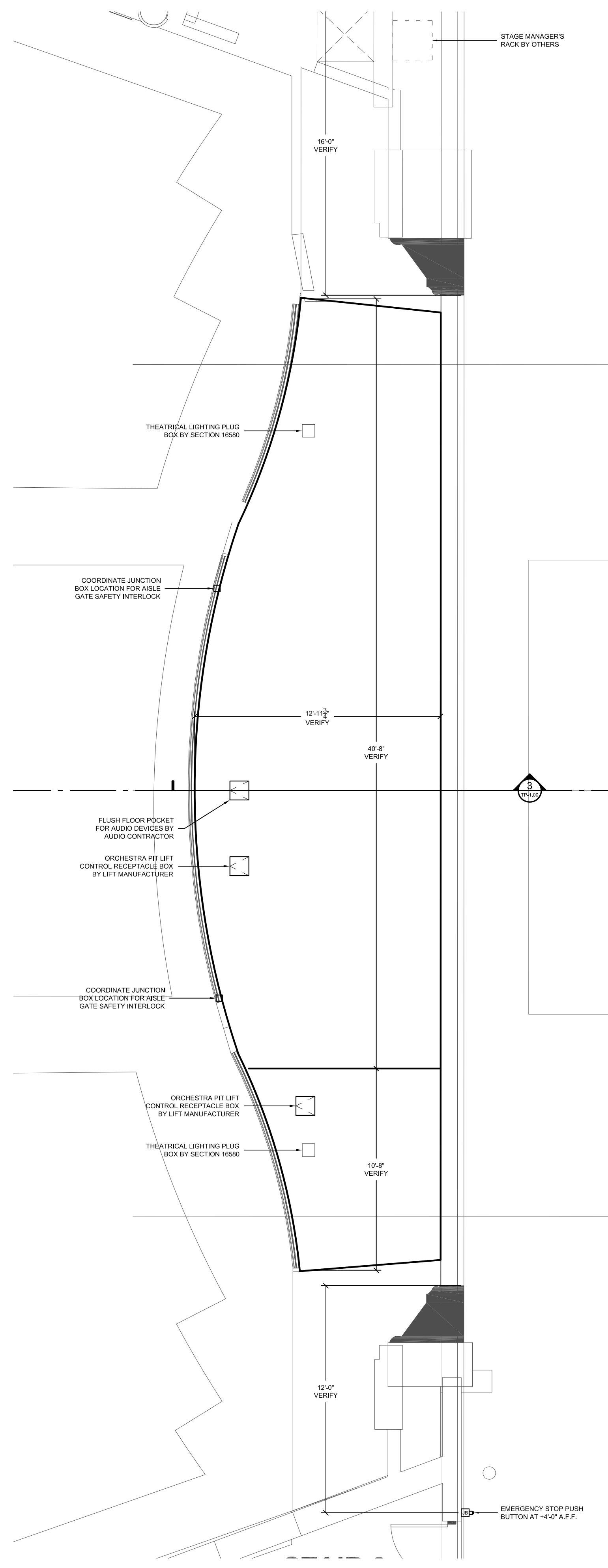
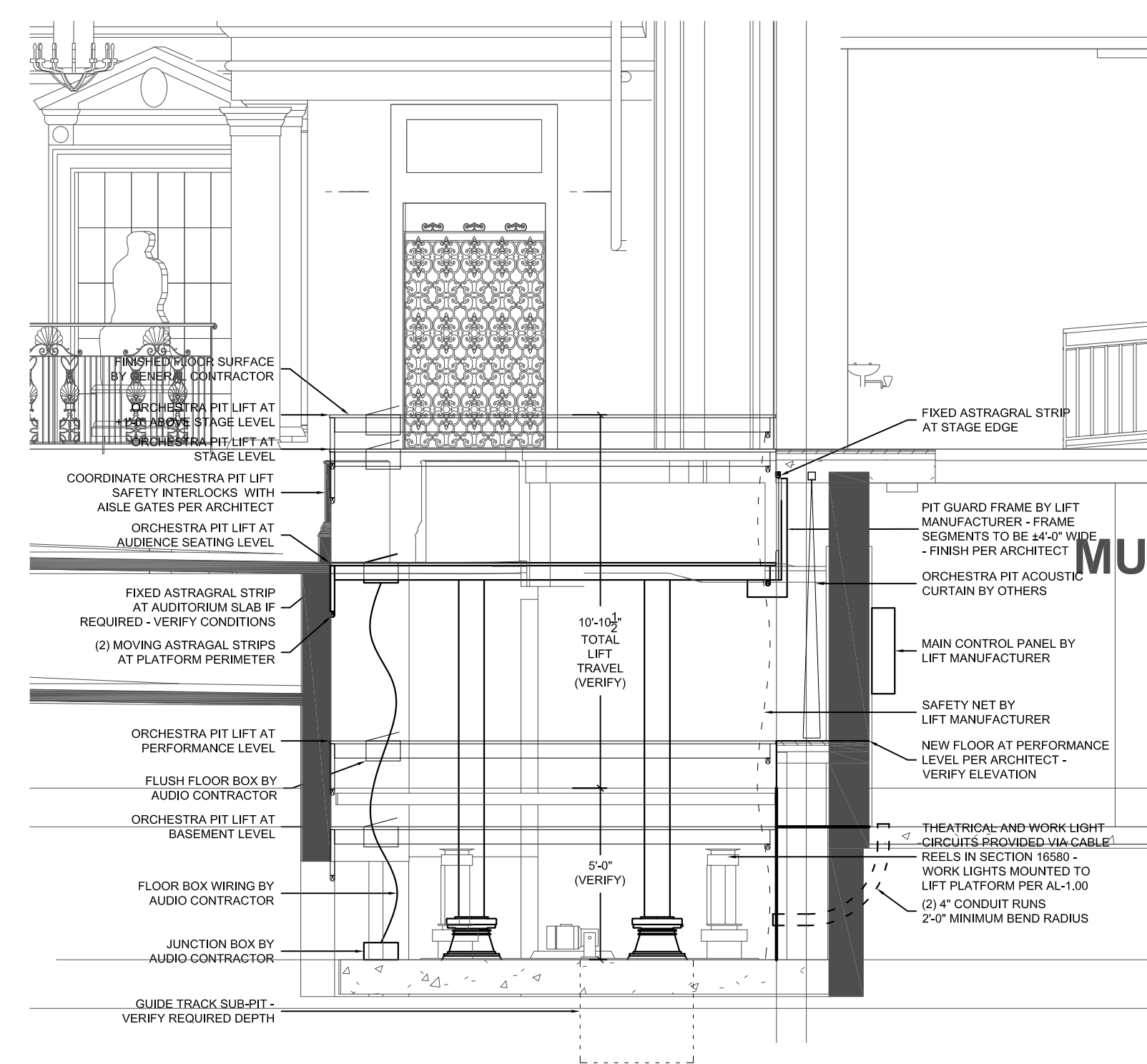


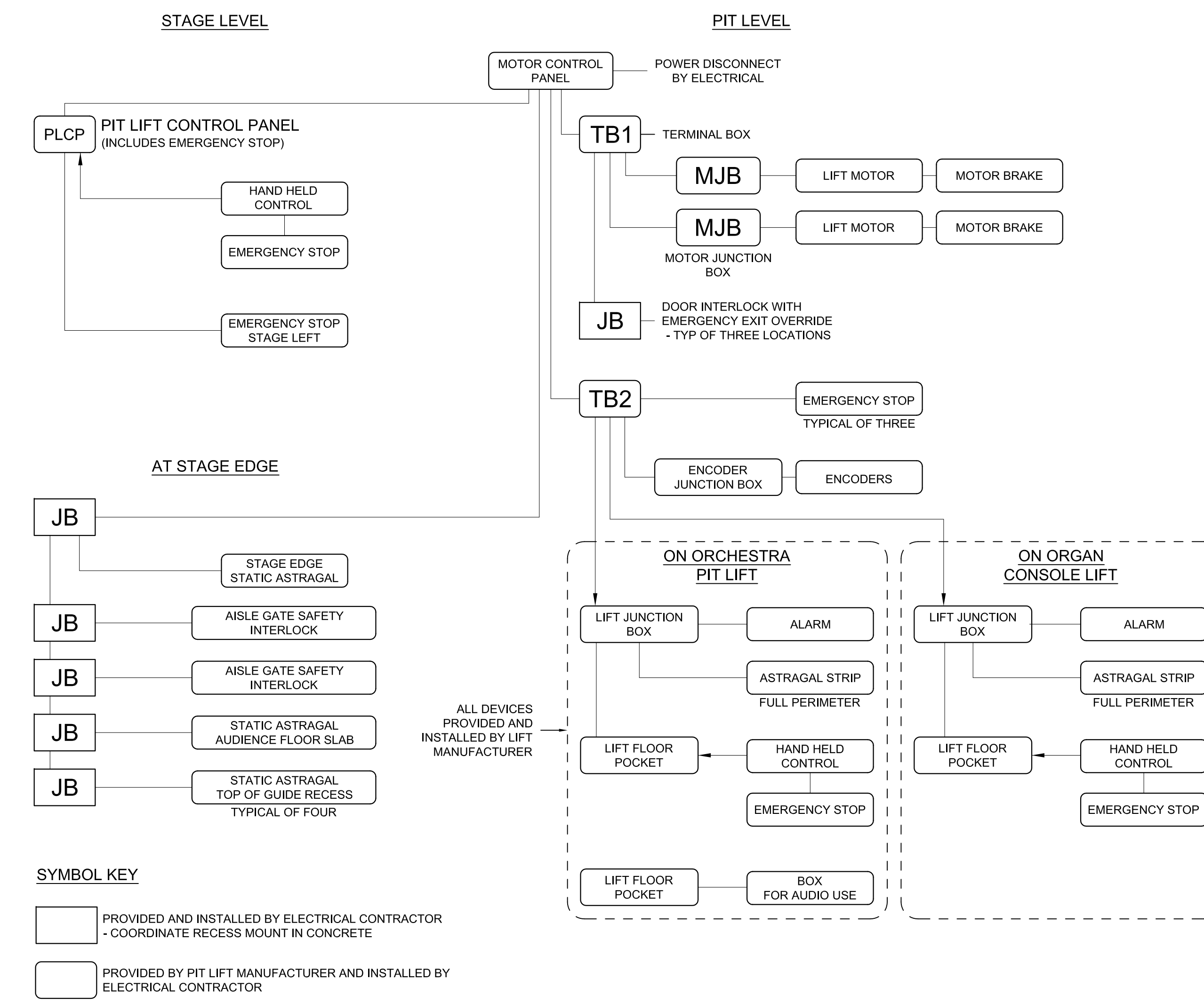
1 THEATRE PIT LIFT PLAN - BASEMENT LEVEL
 TP-1.00 SCALE: 1/4" = 1'-0"



2 THEATRE PIT LIFT PLAN - ORCHESTRA LEVEL
 TP-1.00 SCALE: 1/4" = 1'-0"



3 THEATRE PIT LIFT LONGITUDINAL SECTION
 TP-1.00 SCALE: 1/4" = 1'-0"



4 THEATRE PIT LIFT RISER DIAGRAM
 TP-1.00 SCALE: NO SCALE

REFER TO E-SERIES DRAWINGS FOR ELECTRICAL FEEDS, DISCONNECT SWITCHES, CONDUIT, AND WIRE FOR ALL THEATRE PIT LIFT EQUIPMENT. DIVISION 16 CONTRACTOR SHALL PROVIDE AND INSTALL ALL ELECTRICAL EQUIPMENT AND CONTROL WIRING FOR A COMPLETE AND OPERABLE SYSTEM.

THIS DRAWING INDICATES THEATRE EQUIPMENT LAYOUT AND DESIGN OF THEATRE SYSTEMS. REVIEW BY A QUALIFIED ENGINEER IS NECESSARY TO ASSURE SAFETY AND CODE COMPLIANCE.

GENERAL NOTES:

A. INSTALLATION SHALL CONFORM TO ALL APPLICABLE NEC, UL, STATE AND LOCAL CODES.

B. STRUCTURAL MEMBERS ARE SHOWN FOR DESIGN INTENT ONLY.

C. FIELD VERIFY ALL DIMENSIONS AND MOUNTING CONDITIONS PRIOR TO INSTALLATION.

KEYED NOTES:

1. NOT USED.

THE SAENGER THEATRE RENEWAL PROJECT

142 North Rampart Street
 New Orleans, LA

Client
 Saenger Theatre Redevelopment Company
 200 West Loop South, Suite
 1040 Houston TX 77027

Architect
MARTINEZ+JOHNSON ARCHITECTURE
 1412 Eye St., NW
 Washington, DC 20005
 202.333.4480

Structural Engineer
 Shawn J. Franke, P.E.
 549 Heimer Road San
 Antonio TX 78232
 210.979.7900

Theatre Consultant
 Schuler Shook
 123 Third Street North #210
 Minneapolis, MN 55401
 612.339.5958

Acoustical Engineer
 Akustiks
 93 North Main Street South
 Norwalk, CT 06854
 202.299.1504

MEP Engineer
 JBA Consulting Engineers, Inc.
 3525 N. Causeway Blvd. Suite
 500 Metairie, LA 70002
 504.830.0139

Civil Engineer
 Linfield, Hunter, & Junius, Inc.
 3608 18th Street Suite 200
 Metairie, LA 70022
 504.833.5300

Architectural Historian
 EHT Tracerics, Inc.
 1121 Fifth Street NW
 Washington, DC 20001
 202.393.1199

THEATRE PLANNERS LIGHTING DESIGNERS
 Schuler Shook

THESE DRAWINGS, SPECIFICATIONS, AND OTHER DOCUMENTS, COLLECTIVELY, THE "DOCUMENTS" INCLUDING WITHOUT LIMITATION ELECTRONIC VERSIONS THEREOF AND THE IDEAS, DESIGNS, AND ARRANGEMENTS REPRESENTED THEREBY, ARE AND SHALL REMAIN THE PROPERTY OF MARTINEZ & JOHNSON ARCHITECTURE P.C. AS DEFINED BY APPLICABLE CONTRACTUAL AGREEMENTS ("THE AGREEMENTS") AND AS PROTECTED BY THE COPYRIGHT STATUTES OF THE UNITED STATES. USE OF THE DOCUMENTS SHALL BE STRICTLY LIMITED TO THE PROJECT FOR WHICH THEY WERE PREPARED AND DEVELOPED ("THE PROJECT") PER THE TERMS OF THE AGREEMENTS. NO PART OF THE DOCUMENTS SHALL BE COPIED, DISCLOSED TO OTHERS, OR USED IN CONNECTION WITH ANY OTHER WORK OR PROJECT, OR BY ANY OTHER PERSONS FOR ANY PURPOSES OTHER THAN THE COMPLETION OF THE PROJECT, WITHOUT THE SPECIFIC WRITTEN AUTHORIZATION OF MARTINEZ & JOHNSON ARCHITECTURE P.C. THE DOWNLOADING, OPENING, OR VIEWING OF ELECTRONIC VERSIONS OF THE DOCUMENTS OR VISUAL CONTACT WITH ANY PRINTED FORM THEREOF SHALL CONSTITUTE CONCLUSIVE EVIDENCE OF ACCEPTANCE OF THESE RESTRICTIONS.

7502

DATE:	No.:	ISSUE:
02.19.10	1	PERMIT SET
04.02.10	2	GMP CONTRACT SET
11.11.10	-	CONTRACT SET

DATE:	No.:	REVISION:
-------	------	-----------

SHEET TITLE:
THEATRE PIT LIFT PLANS, SECTION AND RISER DIAGRAM

TP-1.00