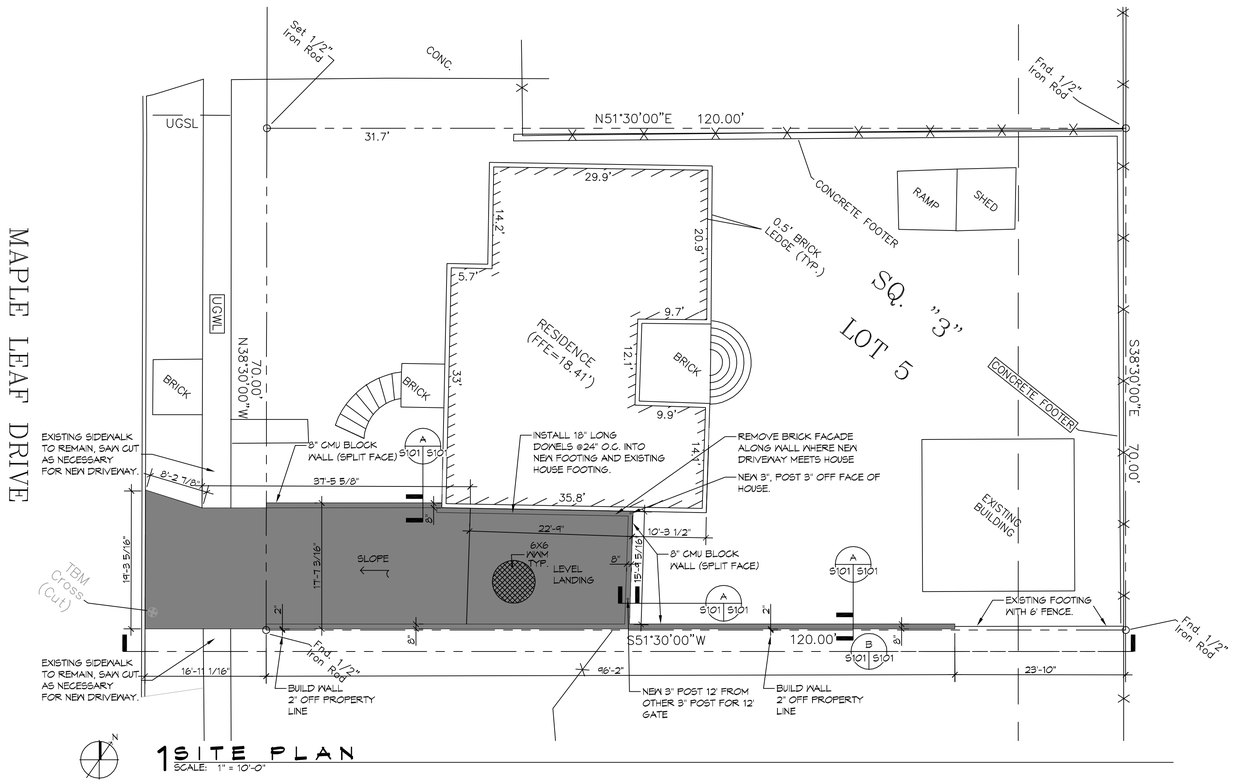

1 SITE PLAN
SCALE: 1" = 10'-0"

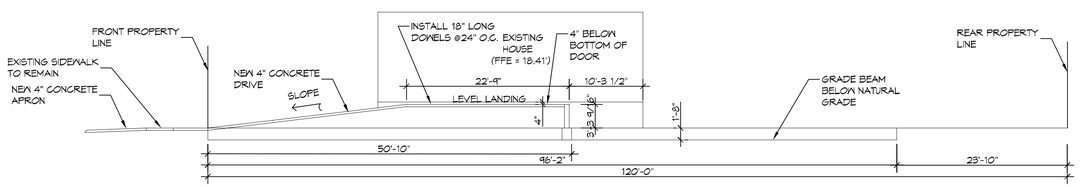

B S101|S101 SECTION
SCALE: 1" = 10'-0"

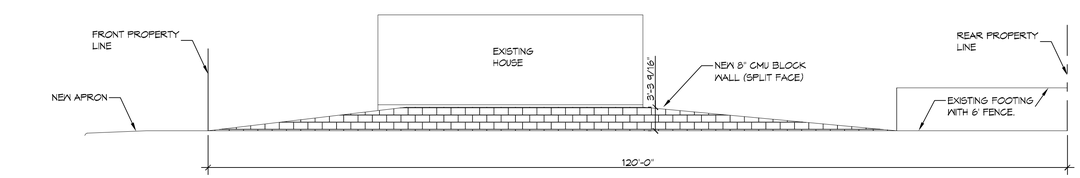

B S101|S101 ELEVATION
SCALE: 1" = 10'-0"

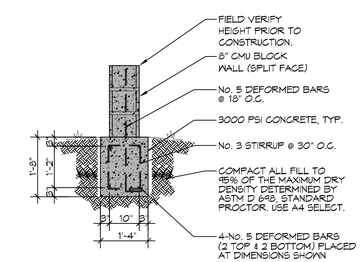

A S101|S101 FOUNDATION DETAIL
SCALE: 1/2" = 1' - 0"

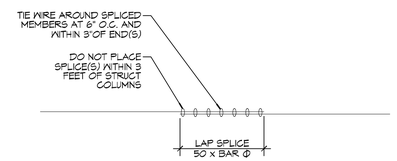

FOUNDATION DETAIL
SCALE: 1/2" = 1' - 0"
TYP SPLICE DETAIL

DEMOLITION NOTES

1. REMOVE ALL EXISTING CONCRETE FOR NEW DRIVEWAY INSTALLATION.
2. INSTALL DRAINAGE PER J.V. BURKES DRAINAGE PLAN DATED 12/4/13.
3. INSTALL NEW FOOTINGS AND CMU WALL AS DRAWN.
4. OWNER SHALL PROVIDE PROPER DRAINAGE AND MAINTENANCE AT ALL TIMES.

GENERAL FOUNDATION NOTES

1. THE CONCRETE MIX SHALL HAVE A MINIMUM COMPRESSIVE STRENGTH OF 3000 PSI AT 28 DAYS. CONCRETE MIX SHALL BE IN ACCORDANCE WITH ACI-318.
2. ALL CONVENTIONAL REINFORCING SHALL MEET ASTM-A615 (GRADE 60).
3. ALL REINFORCING STEEL AND MESH SHALL BE SECURELY SUPPORTED TO PREVENT BOTH VERTICAL AND HORIZONTAL MOVEMENT DURING CONCRETE PLACEMENT.
4. THE CONTRACTOR SHALL VERIFY ALL DROPS, OFFSETS, CMU LEDGES, DIMENSIONS, AND CONFIGURATIONS. CONTRACTOR MUST BE RESPONSIBLE FOR SAME.
5. GRADE BEAM SIZES MAY VARY BY -5% TO +20%.
6. ALL SUBGRADE FILL SHALL BE SELECT GRANULAR MATERIAL COMPACTED TO 95% STANDARD PROCTOR DENSITY IN A MAXIMUM OF 6" LIFTS.
7. A MINIMUM OF 4" CONCRETE THICKNESS SHALL BE MAINTAINED THROUGHOUT THE SLAB.
8. ALL RUNOFF WATER MUST BE CARRIED AWAY FROM THE SLAB TO PREVENT SATURATION OF THE SUB-BASE.
9. ALL TREES WITHIN CLOSE PROXIMITY SHALL BE REMOVED TO PREVENT THE ROOTS FROM EXTENDING UNDER THE SLAB.
10. PROVIDE AND MAINTAIN IMMEDIATE SITE DRAINAGE BEFORE, DURING, AND AFTER CONSTRUCTION. PROVIDE GRADING, SWELLS, AND SUMP PUMPS AS MAY BE REQUIRED TO IMMEDIATELY DRAIN ALL RAINWATER FROM THE CONSTRUCTION AREA. FOOTING EXCAVATIONS SHOULD BE OBSERVED AND CONCRETE TO BE PLACED AS QUICKLY AS POSSIBLE TO AVOID EXPOSURE OF THE FOOTING BOTTOMS TO WETTING AND DRYING. SURFACE RUNOFF WATER SHOULD BE DRAINED AWAY FROM THE EXCAVATIONS AND NOT BE ALLOWED TO POND PRIOR TO OR AFTER CONCRETE PLACEMENT. IF IT IS REQUIRED THAT A FOOTING EXCAVATION BE LEFT OPEN FOR MORE THAN ONE DAY, IT SHOULD BE PROTECTED TO REDUCE EVAPORATION OR ENTRY OF MOISTURE.

DAMMON ENGINEERING, INC.
LOUISIANA & MISSISSIPPI
www.dammonengineering.com
info@dammonengineering.com
PH: 985.649.5832
Chief Engineer: Brian Mistich, PE
554 Old Spanish Trail
Slidell, LA 70458

REVISIONS

#	DESCRIPTION	DATE

SEAL:

STATE OF LOUISIANA
BRIAN A. MISTICH
License No. 30187
01-14-2020
PROFESSIONAL ENGINEER

NEW DECORATIVE DRIVEWAY

ELIZABETH PEPPO

342 MAPLE LEAF DRIVE
SLIDELL, LA.

JOB No:	2405
DATE:	01-14-2020
DRAWN BY:	CKD
CHECKED BY:	BAM

THIS DRAWING IS AN INSTRUMENT OF SERVICE, AS SUCH IT IS THE PROPERTY OF DAMMON ENGINEERING, INC. AND MUST BE RETURNED UPON REQUEST. REPRODUCTION OF THIS DRAWING IN WHOLE OR IN PART, OR DISCLOSURE TO OTHERS, OR WORK IN CONNECTION WITH ANY WORK OR PROJECT OTHER THAN THE SPECIFIC PROJECT FOR WHICH IT WAS PREPARED AND DELIVERED, IS PROHIBITED WITHOUT THE WRITTEN CONSENT OF DAMMON ENGINEERING, INC. © 2019 DAMMON ENGINEERING, INC.

SHEET TITLE:
SITE PLAN

DRAWING NUMBER:
S101

SHEET No: 1 of 1