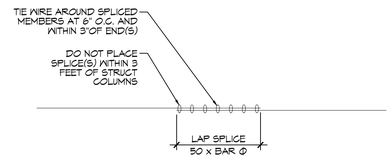

REBAR SPLICE

SCALE: 1/2" = 1' - 0"

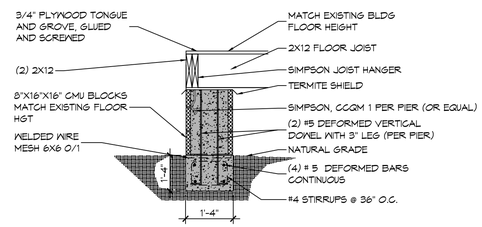

FOUNDATION SECTION

SCALE: 1/2" = 1' - 0"

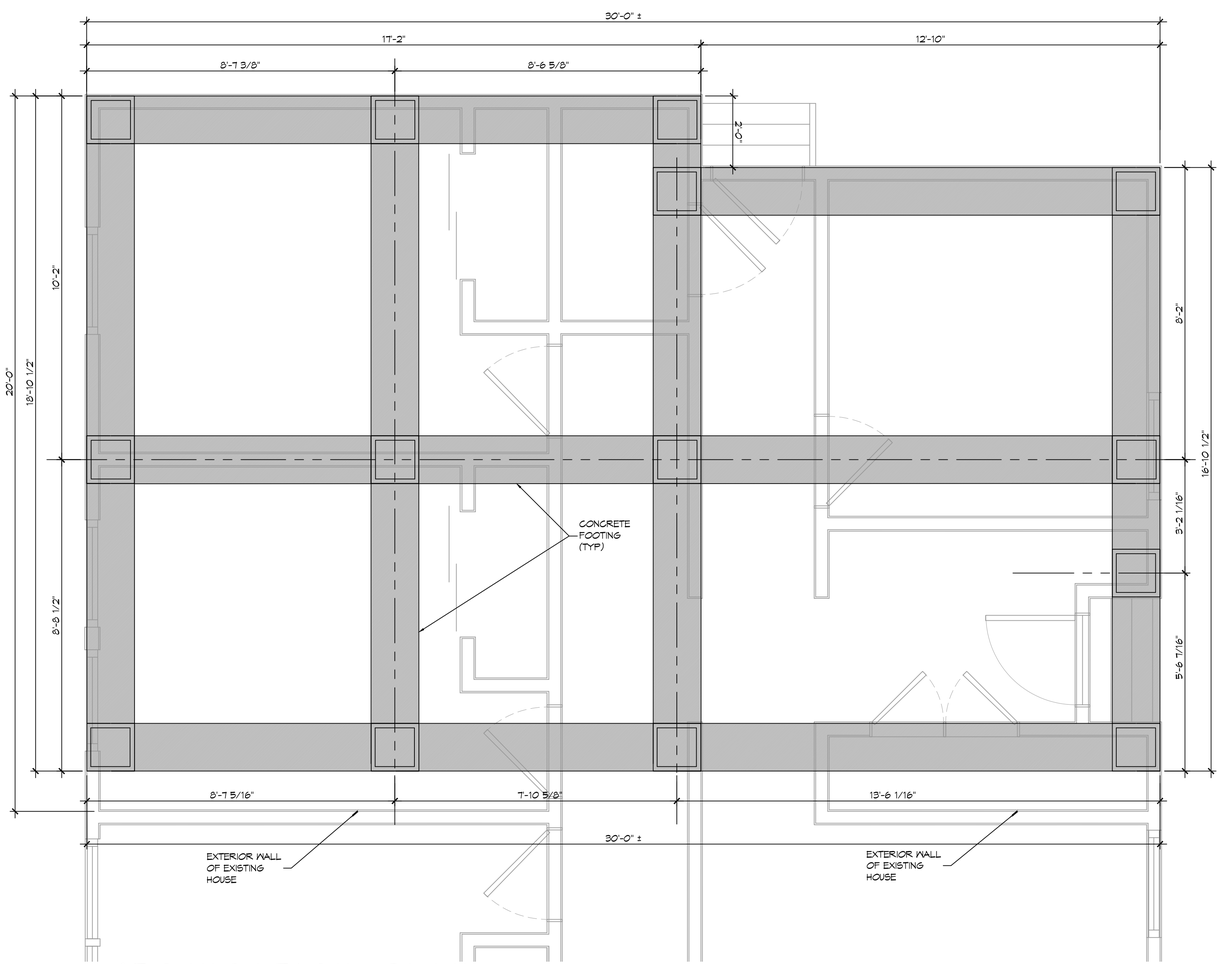

1 FOUNDATION PLAN

SCALE: 1/2" = 1'-0"

FOUNDATION PLAN

GENERAL FOUNDATION NOTES

1. ALL DIMENSIONS ARE EDGE OF CONCRETE (EOC) TO EDGE OF CONCRETE (EOC) UNLESS NOTED OTHERWISE.
2. VERIFY ALL PLUMBING ROUGH-IN LOCATIONS AND DOUBLE UP ON FLOOR JOIST IN THOSE AREAS.
3. CONCRETE MIX SHALL HAVE A MINIMUM COMPRESSIVE STRENGTH OF 4000 PSI AT 28 DAYS. CONCRETE MIX SHALL BE IN ACCORDANCE WITH ACI-318.
4. ALL CONVENTIONAL REINFORCING STEEL SHALL MEET ASTM-A615 (GRADE 60).
5. ONE LAYER OF POLYETHYLENE VAPOR BARRIER SHALL BE PLACED UNDER ALL CONCRETE. VAPOR RETARDER TO BE MINIMUM 10 MIL, THICKNESS; ASTM E 1745 CLASS A, PERMEANCE LESS THAN 0.01 PERMS, EQUAL TO STEGO INDUSTRIES STEGO WRAP, ECOSHIELD-E 15 MIL BY EPRO, OR IRONBAR 15 BY FLATIRON FILMS. PROVIDE APPROPRIATE ACCESSORIES FOR A COMPLETE SYSTEM.
6. ALL REINFORCING STEEL AND MESH SHALL BE SECURELY SUPPORTED TO PREVENT BOTH VERTICAL AND HORIZONTAL MOVEMENT DURING CONCRETE PLACEMENT.
7. THE CONTRACTOR SHALL VERIFY ALL DROPS, OFFSETS, BRICK LEDGES, DIMENSIONS AND CONFIGURATIONS.
8. GRADE BEAM DIMENSIONS MAY VARY BY -5%, +20%.
9. FILL, AS A MINIMUM QUALITY, SHALL BE 40% CLAY AND 60% SANDY MIXTURE, PLACED IN 6" LIFTS AND COMPACTED TO A MINIMUM OF 95% STANDARD PROCTOR. FOOTINGS ARE DESIGNED TO USE SOIL WITH A BEARING PRESSURE OF 2000 LBS. PER SQUARE FOOT OR MORE. IT IS RECOMMENDED THAT THE OWNER VERIFY ALLOWABLE SOIL BEARING PRESSURE CAPACITY BY CONTRACTING THE SERVICES OF A SOILS ENGINEERING COMPANY.
10. ALL SOIL BELOW SLAB SHALL RECEIVE TERMITE TREATMENT.

DAMMON ENGINEERING, INC.
LOUISIANA & MISSISSIPPI
www.dammonengineering.com
info@dammonengineering.com
PH: 985-649-5822
Chief Engineer: Brian Mistich, PE
554 Old Spanish Trail
Slidell, LA 70458

REVISIONS

#	DESCRIPTION	DATE

STATE OF LOUISIANA
BRIAN A. MISTICH
License No. 30187
PROFESSIONAL ENGINEER

RESIDENTIAL FOUNDATION

CODY RINAULT

321 TEDDY AVE
SLIDELL, LA 70458

JOB No:	
DATE:	04-03-24
DRAWN BY:	CKD
CHECKED BY:	BAM

THE WORK AND DESIGN PROPOSED HEREIN, INCLUDING BUT NOT LIMITED TO THE ARCHITECTURAL WORK, STRUCTURAL DESIGN, MECHANICAL DESIGN, ELECTRICAL DESIGN, AND OTHER DESIGNS AND WORK, IS THE EXCLUSIVE PROPERTY AND COPYRIGHT OF DAMMON ENGINEERING, INC. (DEI). NO PART OF THIS WORK MAY BE USED OR REPRODUCED WITHOUT THE EXPRESS WRITTEN CONSENT OF DEI. THIS WORK HAS BEEN PREPARED FOR USE WITH THE PROJECT DESCRIBED HEREIN. ANY OTHER USE IS PROHIBITED. © DAMMON ENGINEERING, INC. 2024

SHEET TITLE:
HOUSE ADDITION
FOUNDATION PLAN

DRAWING NUMBER:

S100

SHEET No: 1 of 1