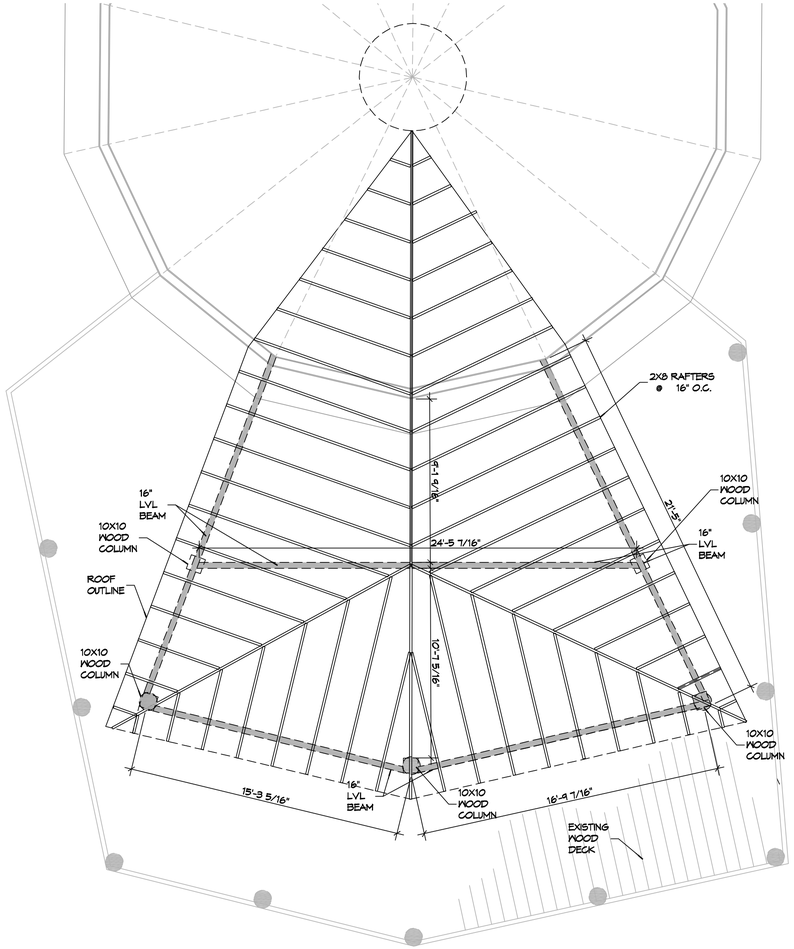


## 1 ROOF FRAMING PLAN
SCALE: 1/4" = 1'-0"

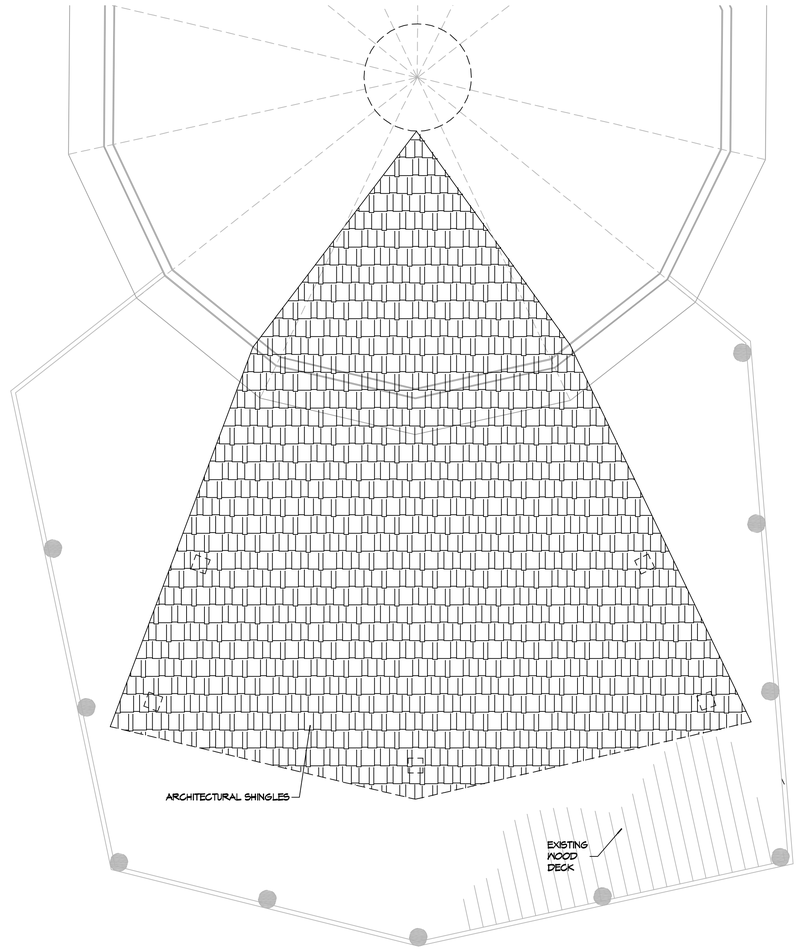


## 2 PLAN VIEW
SCALE: 1/4" = 1'-0"

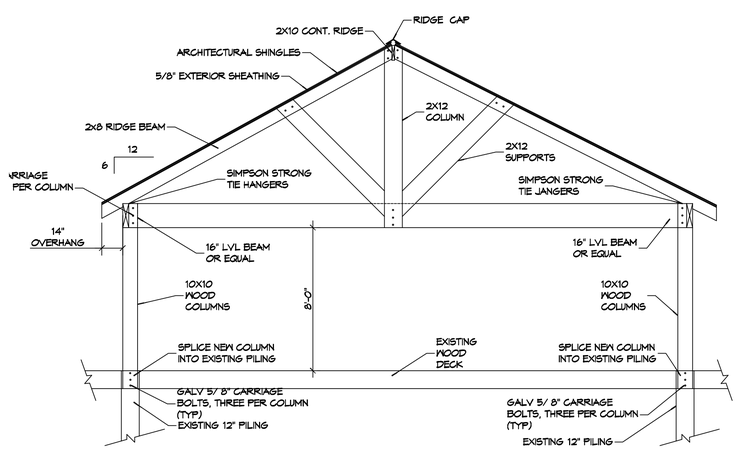


## A SECTION
5101 | 5101
SCALE: 1/4" = 1'-0"

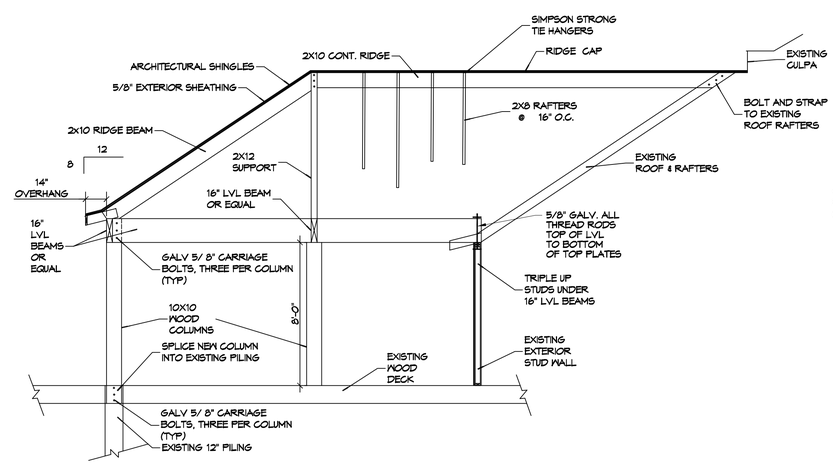


## 3 SECTION
SCALE: 1/4" = 1'-0"

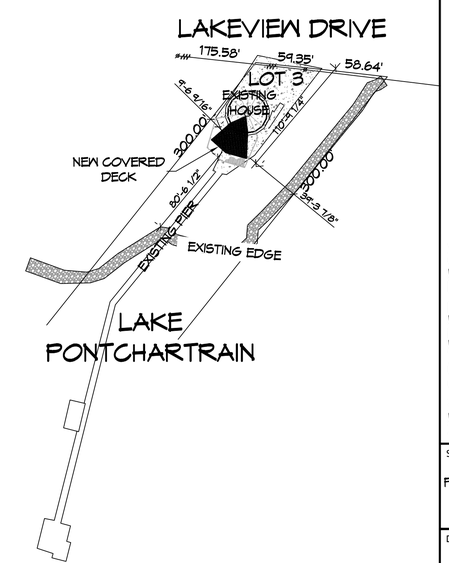


## A SITE PLAN
SCALE: 1/64" = 1'-0"

## GENERAL NOTES

1. ALL LUMBER SHALL BE PRESSURE TREATED WITH A RETENTION OF .4 PER C.F.
2. ALL FASTENERS SHALL BE HOT DIPPED GALVANIZED (HDG) PER ASTM A153.
3. ALL CONNECTORS SHALL BE HDG PER ASTM A653, CLASS G185 SHEET WITH 1.85 OZ/SF ZINC COATING.

## DESIGN CRITERIA

THE CONSTRUCTION FOR SAID RESIDENCE, WHERE BASIC WIND SPEED IS 140 MILES PER HOUR, WIND EXPOSURE ZONE C, IS DESIGNED IN ACCORDANCE WITH: AMERICAN FOREST AND PAPER ASSOCIATION (AF&PA) WOOD FRAME CONSTRUCTION MANUAL FOR ONE AND TWO FAMILY DWELLINGS (WFCM) 2001 EDITION AS WELL AS THE INTERNATIONAL RESIDENTIAL CODE (IRC) 2015 EDITION


DAMMON ENGINEERING, INC.
LOUISIANA & MISSISSIPPI
www.dammonengineering.com
info@dammonengineering.com
PH: 985.649.5832
Chief Engineer: Brian Mistich, PE
154 Woodsmoke Trail
Slidell, LA 70458


REVISIONS

| # | DESCRIPTION | DATE |
|---|---|---|
| | | |

SEAL:

STATE OF LOUISIANA
BRIAN A. MISTICH
License No. 30187
PROFESSIONAL ENGINEER

NEW COVERED DECK
BOB WHITE
173 LAKEVIEW DR
SLIDELL, LOUISIANA 70458

| | |
|---|---|
| DATE: | 01-11-2023 |
| CHECKED BY: | BAM |
| DRAWN BY: | CAD |


The data shown on any drawings, specifications, calculations, and reports contained herein shall not be used for any purpose other than the specific project for which the data was prepared and developed without written consent of Dammon Engineering, Inc. Reproduction of any drawings, specifications, calculations, and reports for any other purpose is prohibited.


SHEET TITLE:
FRAMING PLAN

DRAWING NUMBER:
S101

SHEET No: 1 of 1


FILE NAME: J:\- Closed Jobs\- Foundations or Structural Only\Bob White 173 Lakeview Dr\Current Drawings\S101 - Framing.dwg PLOT DATE & TIME: Thursday, January 12, 2023 1:08:51 PM