DESIGN CRITERIA

THE CONSTRUCTION FOR SAID RESIDENCE, WHERE BASIC WIND SPEED IS 130 MILES PER HOUR, WIND EXPOSURE ZONE C, IS DESIGNED IN ACCORDANCE WITH: AMERICAN FOREST AND PAPER ASSOCIATION (AF&PA) WOOD FRAME CONSTRUCTION MANUAL FOR ONE AND TWO FAMILY DWELLINGS (WFCM) 2001 EDITION AS WELL AS THE INTERNATIONAL RESIDENTIAL CODE (IRC) 2021 EDITION

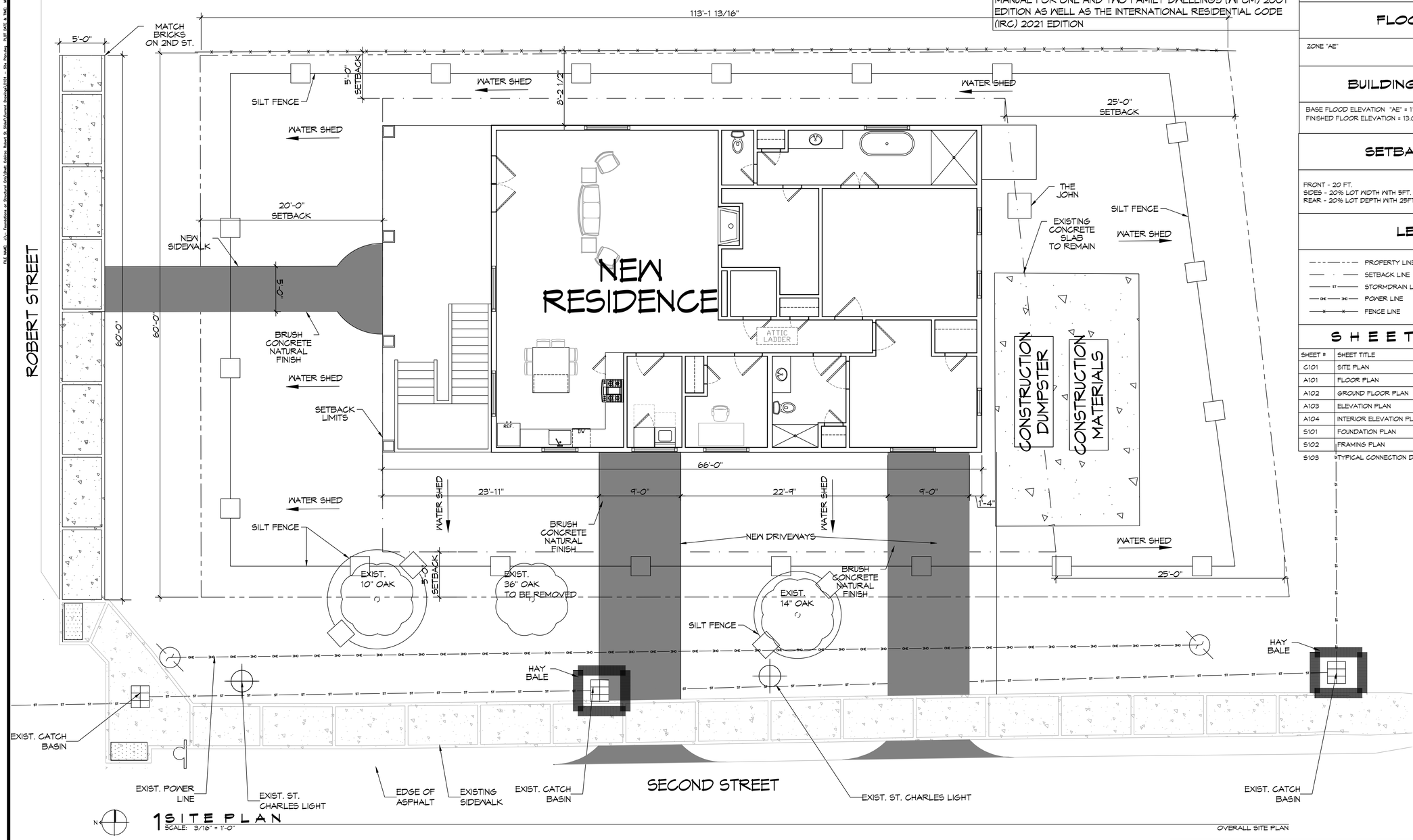

1 SITE PLAN
SCALE: 3/16" = 1'-0"

OVERALL SITE PLAN

PLANNING

ZONED C3 DISTRICT

FLOOD ZONE

ZONE "AE"

BUILDING ELEVATION

BASE FLOOD ELEVATION "AE" = 11.0'
FINISHED FLOOR ELEVATION = 13.0'

SETBACK LIMITS

FRONT - 20 FT.
SIDES - 20% LOT WIDTH WITH 5FT. MINIMUM
REAR - 20% LOT DEPTH WITH 25FT. MINIMUM AND 50FT. MAX

LEGEND

- PROPERTY LINE
- SETBACK LINE
- ST — STORMDRAIN LINE
- OHE — POWER LINE
- FENCE LINE

SHEET INDEX

SHEET #	SHEET TITLE
C101	SITE PLAN
A101	FLOOR PLAN
A102	GROUND FLOOR PLAN
A103	ELEVATION PLAN
A104	INTERIOR ELEVATION PLAN
S101	FOUNDATION PLAN
S102	FRAMING PLAN
S103	TYPICAL CONNECTION DETAILS

TYPICAL SIDEWALK VIEW
SCALE: N.T.S.

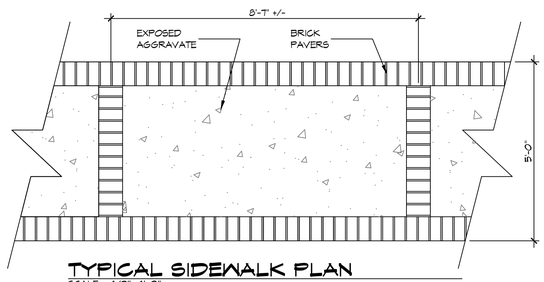

TYPICAL SIDEWALK PLAN
SCALE: 1/2"= 1'-0"

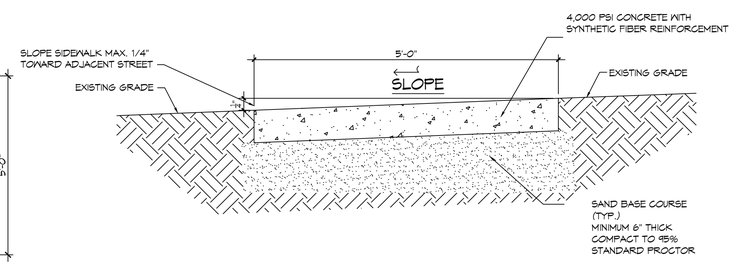

TYPICAL SIDEWALK DETAILS
SCALE: N.T.S.

SIDEWALK NOTES

CONCRETE MIX DESIGN
MIX FOR ONE CUBIC YARD OF FIBER-REINFORCED CONCRETE

28 DAY STRENGTH	4,000 PSI
CEMENT (ASTM C-150, TYPE I/II)	4.64 SACKS (436 LBS.)
FLY ASH (ASTM C-618)	1.16 SACKS (109 LBS.)
GRAVEL (ASTM C-33, GRADE A)	1775 LBS.
SAND (ASTM C-33)	1226 LBS.
WATER (POTABLE)	30 GALLONS (250 LBS.) TYPE A WATER REDUCER (ASTM C-494)
16.35 LBS.	
AIR ENTRAINMENT	5% BY VOLUME, USE PER MANUFACTURER'S SPECS.
FIBER REINFORCEMENT SPECIFIED BELOW	1.5 LBS/CY MICROFIBERS, AS

FIBER REINFORCEMENT FOR ALL CONCRETE SIDEWALKS AND DRIVEWAYS SHALL BE MATRIX MONOFILAMENT MICROFIBER AS MANUFACTURED BY FRC INDUSTRIES OR APPROVED EQUAL. APPLIED THROUGHOUT THE CONCRETE MIXTURE WITH 6X6 WELDED WIRE FABRIC. ALTERNATE PRODUCTS MUST BE PREAPPROVED BY THE CITY ENGINEER IN WRITING. CELLULOSE (TREATED OR UNTREATED), AR GLASS, NYLON AND POLYESTER FIBERS ARE SPECIFICALLY PROHIBITED FROM USE.

DAMMON ENGINEERING, INC.
LOUISIANA & MISSISSIPPI
www.dammonengineering.com
info@dammonengineering.com
PH: 985.649.5832
Chief Engineer: Brian Mistich, PE
554 Old Spanish Trail
Slidell, LA 70458

#	DESCRIPTION	DATE

REVISIONS

STATE OF LOUISIANA
BRIAN A. MISTICH
License No. 30187
PROFESSIONAL ENGINEER

BRETT CABRIRAU
LOT 5 SQUARE 24
ROBERT STREET
SLIDELL, LA. 70458

DATE: 07-24-2023
CHECKED BY: BAM
JOB No: CKD
DRAWN BY:

SHEET TITLE:
SITE PLAN

DRAWING NUMBER:
C101

SHEET No: 1 of 8

The drawings, plans and specifications, maps and photographs, represented herein, are the exclusive property of Dammon Engineering, and no part thereof shall be used, reproduced or transmitted in any form or by any means, electronic or mechanical, without the express written permission of Dammon Engineering. Your contract with these drawings or specifications is a contract for the use of our services only and does not convey any ownership rights in the drawings or specifications.

FILE NAME: J:\1 Projections at Brentwood Work\Sheet Outline Board & Sheet\Current Drawings\C101 - Site Plan.dwg PLOT NOTE & TIME: Monday, October 23, 2023 11:16:39 AM