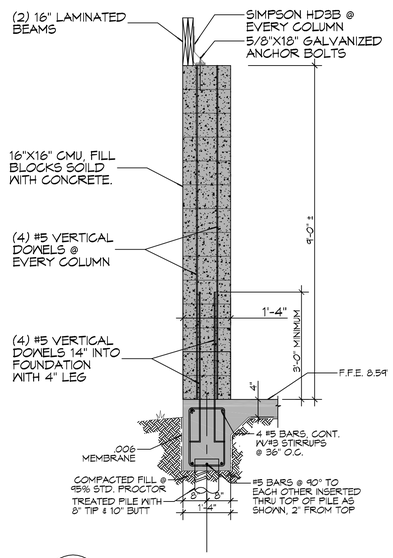

A S102 S102 **SECTION**
SCALE: 1/2" = 1'-0"

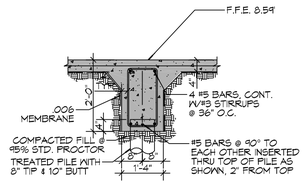

B S102 S102 **SECTION**
SCALE: 1/2" = 1'-0"

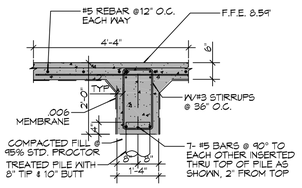

C S102 S102 **SECTION**
SCALE: 1/2" = 1'-0"

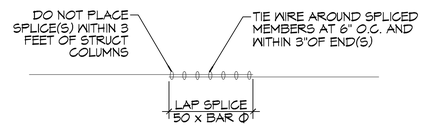

3 S102 S102 **DETAIL**
SCALE: 1/2" = 1'-0"

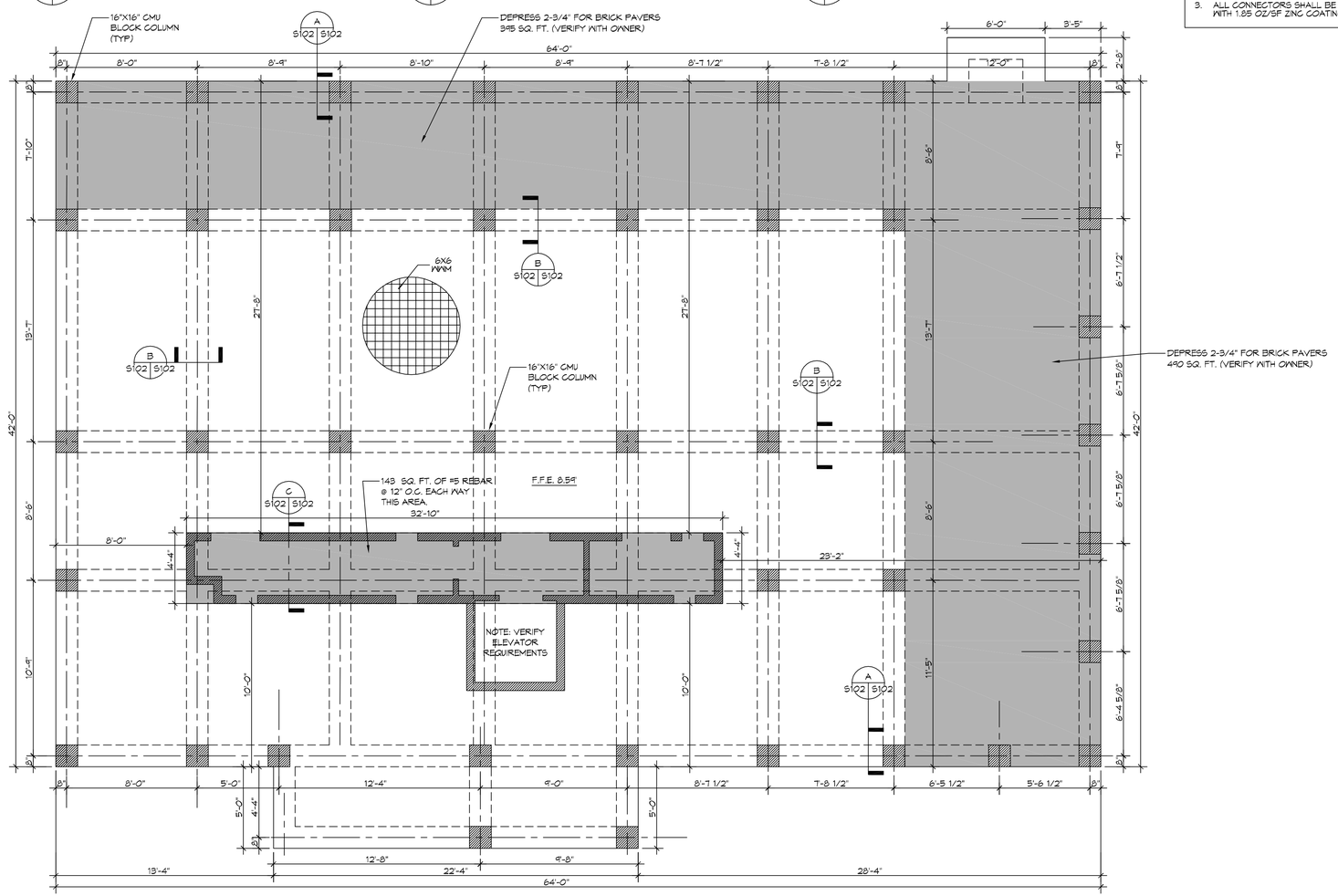

2 **FOUNDATION PLAN**
SCALE: 1/4"= 1'-0"

GENERAL FOUNDATION NOTES

1. ALL DIMENSIONS ARE EDGE OF CONCRETE (EOC) TO EDGE OF CONCRETE (EOC) UNLESS NOTED OTHERWISE.
2. VERIFY ALL PLUMBING ROUGH-IN LOCATIONS ON ARCHITECTURAL DWGS.
3. CONCRETE MIX SHALL HAVE A MINIMUM COMPRESSIVE STRENGTH OF 4000 PSI AT 28 DAYS. CONCRETE MIX SHALL BE IN ACCORDANCE WITH ACI-318.
4. ALL CONVENTIONAL REINFORCING STEEL SHALL MEET ASTM-A615 (GRADE 60).
5. ONE LAYER OF POLYETHYLENE VAPOR BARRIER SHALL BE PLACED UNDER ALL CONCRETE. VAPOR RETARDER TO BE MINIMUM 10 MIL, THICKNESS; ASTM E 1745 CLASS A, PERMEANCE LESS THAN 0.01 PERMS, EQUAL TO STEGO INDUSTRIES STEGO WRAP, ECOSHIELD-E 15 MIL BY EPRO, OR RONBAR 15 BY FLATIRON FILMS. PROVIDE APPROPRIATE ACCESSORIES FOR A COMPLETE SYSTEM.
6. ALL REINFORCING STEEL AND MESH SHALL BE SECURELY SUPPORTED TO PREVENT BOTH VERTICAL AND HORIZONTAL MOVEMENT DURING CONCRETE PLACEMENT.
7. THE CONTRACTOR SHALL VERIFY ALL DROPS, OFFSETS, BRICK LEDGES, DIMENSIONS AND CONFIGURATIONS. CONTRACTOR MUST BE RESPONSIBLE FOR SAME. SEE ARCHITECTURAL DRAWINGS.
8. GRADE BEAM DIMENSIONS MAY VARY BY -5%, +20%.
8. FILL, AS A MINIMUM QUALITY, SHALL BE 40% CLAY AND 60% SANDY MIXTURE, PLACED IN 6" LIFTS AND COMPACTED TO A MINIMUM OF 95% STANDARD PROCTOR. FOOTINGS ARE DESIGNED TO USE SOIL WITH A BEARING PRESSURE OF 2000 LBS. PER SQUARE FOOT OR MORE. IT IS RECOMMENDED THAT THE OWNER VERIFY ALLOWABLE SOIL BEARING PRESSURE CAPACITY BY CONTRACTING THE SERVICES OF A SOILS ENGINEERING COMPANY.
9. ALL SOIL BELOW SLAB SHALL RECEIVE TERMITE TREATMENT.

GENERAL NOTES

1. ALL LUMBER SHALL BE PRESSURE TREATED WITH A RETENTION OF .4 PER C.F.
2. ALL FASTENERS SHALL BE HOT DIPPED GALVANIZED (HDG) PER ASTM A153.
3. ALL CONNECTORS SHALL BE HDG PER ASTM A653, CLASS G185 SHEET WITH 1.85 OZ/SF ZINC COATING.

DAMMON ENGINEERING, INC.
LOUISIANA & MISSISSIPPI
www.dammonengineering.com
info@dammonengineering.com
PH: 985.649.5832
Chief Engineer: Brian Mistich, PE
554 Old Spanish Trail
Slidell, LA 70458

#	DESCRIPTION	DATE

REVISIONS

SEAL:

STATE OF LOUISIANA
BRIAN A. MISTICH
License No. 30187
PROFESSIONAL ENGINEER

STRUCTURAL DWGS

FRITZ BRINK

LOT 40 B
5493 BAYOU LIBERTY ROAD
SLIDELL, LA 70460

JOB No:	2021
DATE:	06-16-2021
CHECKED BY:	CKD
DRAWN BY:	CKD

The owner's ownership in, and ownership of, the original drawings, specifications, models or other documents prepared by Dammon Engineering, hereinafter referred to as "Instruments of Service", shall be deemed to be the property of Dammon Engineering and shall be retained by Dammon Engineering. Ownership of the Instruments of Service shall not be deemed to be a sale or transfer of any rights in the intellectual property including but not limited to copyright in the Instruments of Service by Dammon Engineering. Owner's use of and reliance upon the Instruments of Service and permitted by this paragraph, and upon Dammon Engineering's performance of services under its agreement with Owner, shall be deemed to be the rightful use of the Instruments of Service by Owner.

SHEET TITLE:
FOUNDATION PLAN

DRAWING NUMBER:
S102

SHEET No: 2 of 3

FILE NAME: J:\- Foundations & Structural Sims\Mine Foundation Plan Bldg\Sheet Drawings\S102 - Foundation Plan.dwg PLOT STYLE: JOB TIMES: Monday, June 21, 2021 10:06:07 AM