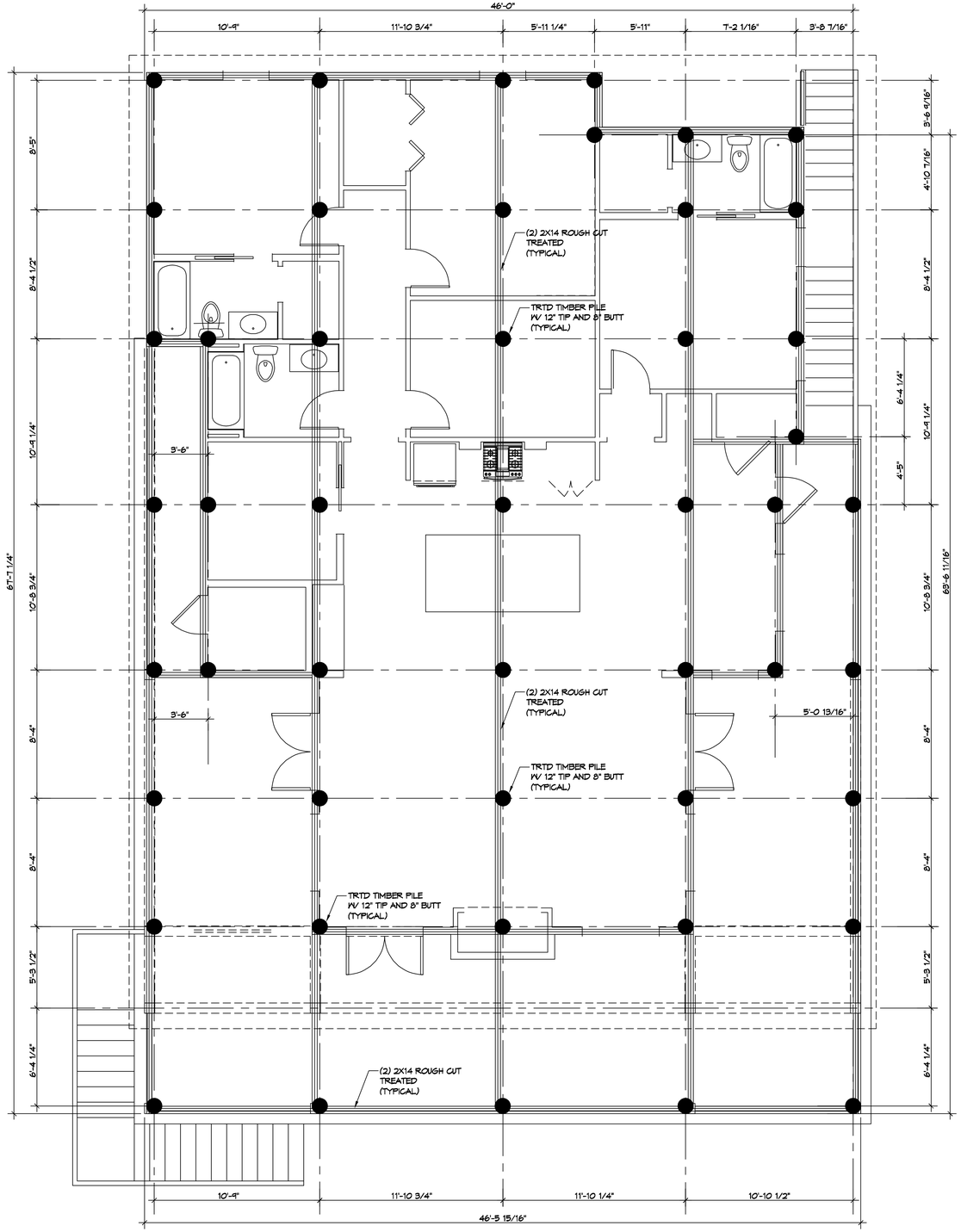

1 PILING PLAN
SCALE: 1/4"= 1'-0"

PILING NOTES

1. PILES ARE TO BE 50 FT. IN LENGTH WITH A 8 INCH TIP AND 12" BUTT. DRIVEN TO REFUSAL.
2. ALL PILES SHALL BE PRESSURE-TREATED ROUND TIMBER PILES CONFORMING TO ASTM D25.
2. DESIGN LOAD = 5 TONS PER PILE.
3. NO FIELD SUPERVISION OR INSPECTION PROVIDED UNDER THIS SEAL UNLESS OTHERWISE NOTED.
4. PILE LAYOUT MAY BE MODIFIED DUE TO ACTUAL DRIVING CONDITIONS. ENGINEER TO BE NOTIFIED ON ANY MODIFICATION.
6. A PILE BLOW COUNT LOG OF ALL PILES IS TO BE SUBMITTED TO THE ENGINEER OF RECORD. FAILURE TO SUBMIT SAID LOG WILL RELEASE THE ENGINEER OF ALL RESPONSIBILITY.
7. CONTRACTOR IS RESPONSIBLE FOR THE COMPARISON & VERIFICATION OF PILE LAYOUT DIMENSIONS WITH MOST RECENT ARCHITECTURAL DRAWINGS, ASSURING THAT PILES DO FALL WITHIN LIMITS OF THE DESIGN
8. USE DROP HAMMER OR SINGLE ACTING AIR HAMMER DELIVERING 7,500 FT-LBS OF ENERGY PER BLOW. RAM WEIGHT OF DROP HAMMER SHALL NOT EXCEED 2,500 TO 3,000 LBS AND THE DROP SHOULD NOT EXCEED 3 FT., AT MINIMUM OF 25 BLOWS PER FOOT. IF THE DROP EXCEEDS 3 FT., CONTACT ENGINEER FOR INSTRUCTIONS.
9. BRACE ALL PILINGS AS NEEDED FOR SWAYING.
10. FIELD VERIFY DIMENSIONS AGAINST THE ARCHITECTURAL DRAWINGS

GENERAL NOTES

1. ALL LUMBER SHALL BE PRESSURE TREATED WITH A RETENTION OF .4 PER C.F.
2. ALL FASTENERS SHALL BE HOT DIPPED GALVANIZED (HDG) PER ASTM A153.
3. ALL CONNECTORS SHALL BE HDG PER ASTM A653, CLASS G185 SHEET WITH 1.85 OZ/SF ZINC COATING.

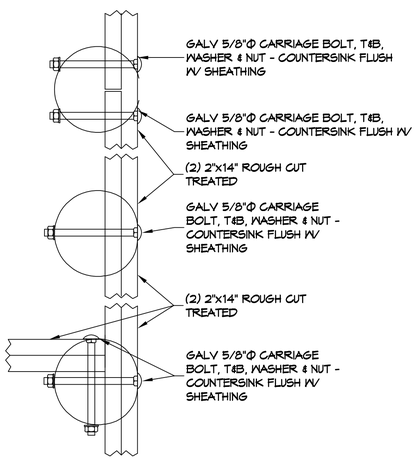

DETAIL
SCALE: 1-1/2" = 1'-0"
PERIMETER BAND

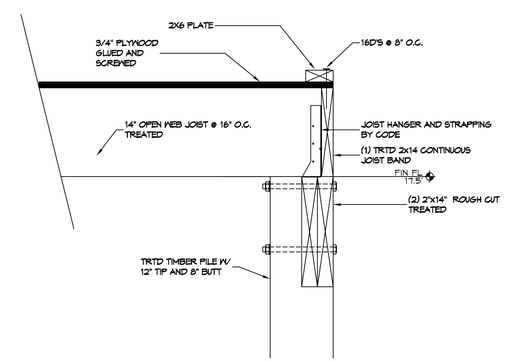

DETAIL
SCALE: 1-1/2" = 1'-0"
PERIMETER JOIST BAND

DAMMON ENGINEERING, INC.
LOUISIANA & MISSISSIPPI
www.dammonengineering.com
info@dammonengineering.com
PH: 985.649.5832
Chief Engineer: Brian Mistich, PE
5544 Grand Teton Trail
Slidell, LA 70458

REVISIONS

#	DESCRIPTION	DATE

SEAL:

STRUCTURAL DWGS

JIMI SMITH

LOT 1 SQUARE 1
22190 CHIEF MENTEUR HWY US 90
NEW ORLEANS LA. 70124

JOB No: 2021 DATE: 03-15-2022
DRAWN BY: CAD CHECKED BY: BAM

Use does not imply the grant of license to reproduce, disclose, distribute, or transfer this drawing, or derivatives thereof, to any other party, or to use this drawing for any purpose other than that for which it was furnished, without the express written consent of Dammon Engineering, Inc. Visual contact with this drawing shall constitute prima facie evidence of acceptance of these restrictions.

SHEET TITLE:
PILING PLAN

DRAWING NUMBER:
S101

SHEET No: 1 of 3