

WATER SIDE

NEW PILING FOR DOCK SHALL EXTEND 3' ABOVE THE DOCK NEAR BULKHEAD AND 6' ABOVE THE DOCK ON WATER SIDE. (TYP)

NEW GATOR ALUMINUM 12' SHEET PILING AND COMPONENTS. (TYP)

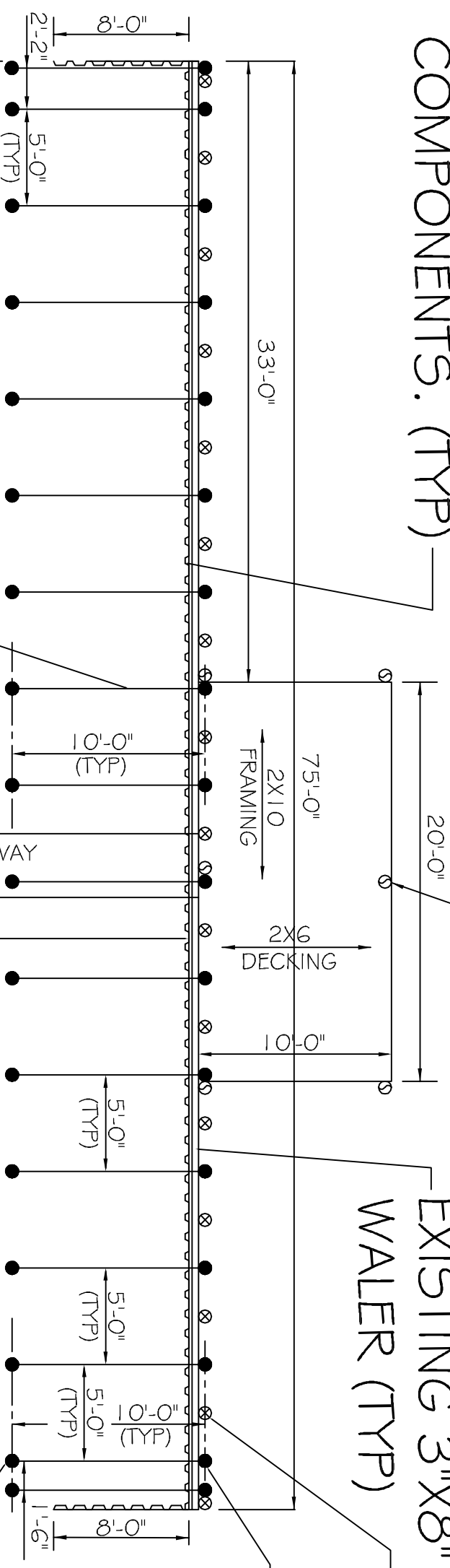
EXISTING 3"X8" WALKER (TYP)

EXISTING PILING TO REMAIN (TYP)

NEW PILING 20' CLASS 5 (TYP)

NEW DEAD MEN 15' CLASS 5 (TYP)

EXISTING PILING TO REMAIN (TYP)



NEW TIE-RODS 5/8" X 10' S.S. (TYP)

40'-2" APPROX. FIELD VERIFY

EXISTING STAIRWAY TO REMAIN

EXISTING 2X6X8 T&G TO REMAIN (TYP)

NOTES:


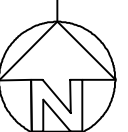
- 1) STAIRWAY 4' WIDE
- 2) COUNTER SINK ROD ENDS INTO PILING ON WATER SIDE.
- 3) S.S. SCREWS 1/4 X 4"
- 4) ALL WOOD SHALL BE TREATED.
- 5) PILING AND SHEET PILES SHALL BE DRIVEN TO REFUSAL.
- 6) CUT TOP OF PILING OFF AT LEVEL.
- 7) CAP ENTIRE LENGTH OF BULKHEAD.

LEGEND:

- NEW PILING FOR BULKHEAD
- ⊗ EXISTING PILING TO REMAIN
- ⊙ NEW PILING FOR DOCK

BULKHEAD PLAN

SCALE: N.T.S.



DAMMON ENGINEERING, INC.

CHIEF ENGINEER
EMMETT
DAMMON, P.E.

CHIEF ARCHITECT
ROBERT
WILTSE

554 OLD SPANISH TRAIL
SLIDELL, LA. 70458
OFFICE: 985-649-5632
FAX: 985-641-5950

WEBSITE:
WWW.DAMMONENGINEERING.COM
EMAIL:
DAMMONENG@BELLSouth.NET

ARCHITECTURE
ENGINEERING
STUDIES
PLANNING
INVESTIGATION
EXPERT WITNESS

THOMAS
HARVEY
1145
CLIPPER
SLIDELL, LA

BULKHEAD
PLAN

REV:

SCALE:

JOB#:

DATE: 02-02-12

SHEET

C-1

OF