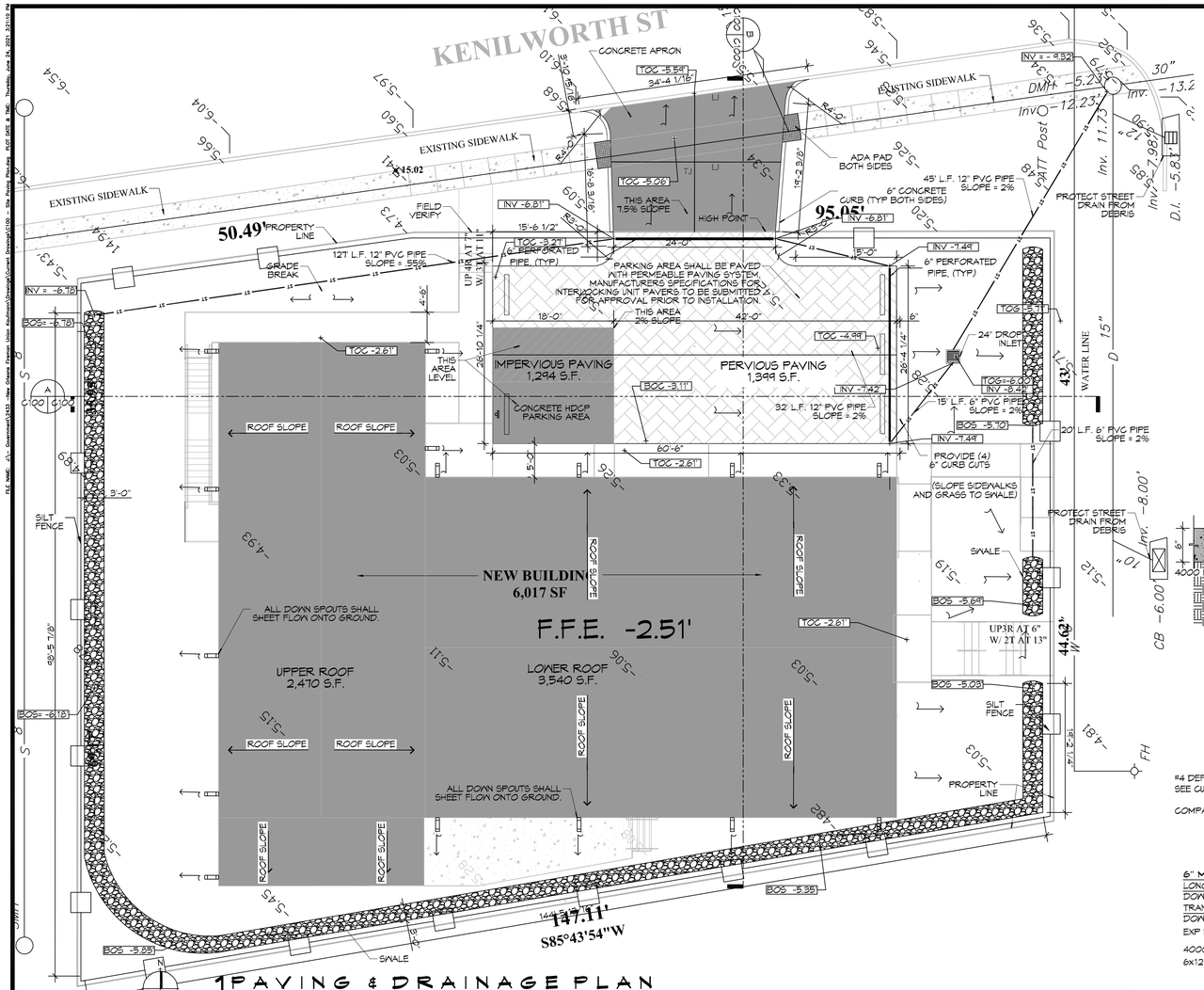

1 PAVING & DRAINAGE PLAN
SCALE: 1" = 10'-0"

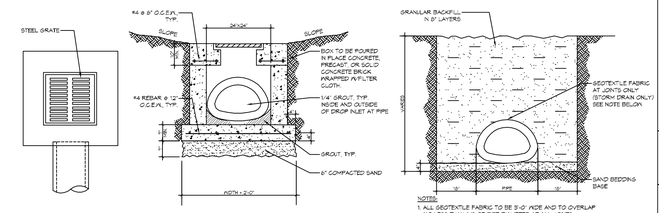

2 TYPICAL DROP INLET
SCALE: 3/8" = 1'-0"

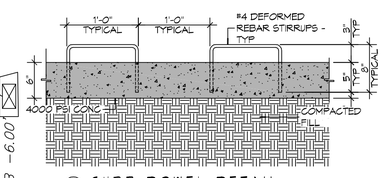

F CURB DOWEL DETAIL

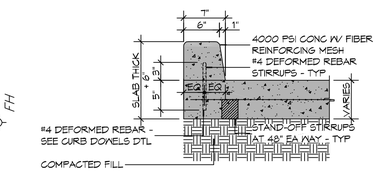

E TYPICAL CURB

6" MTL KEYWAY JOINT SYSTEM NOTE:
LONGITUDINAL JOINTS (LJ): No.5 DEFORMED DOWEL ROD 24" L @ 24" O.C.
TRANSVERSE JOINTS (TJ): No.5 SMOOTH DOWEL ROD 24" L @ 24" O.C.

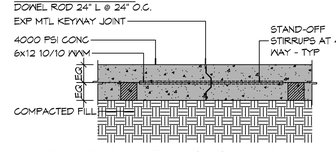

D TYPICAL PAVEMENT JOINT

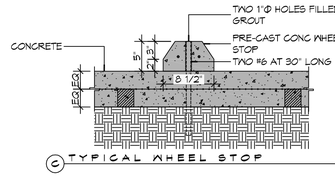

C TYPICAL WHEEL STOP

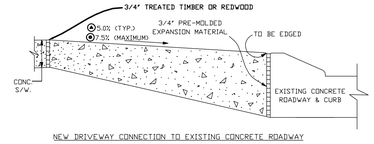

NEW DRIVEWAY CONNECTION TO EXISTING CONCRETE ROADWAY WITH ROLLOVER CURB (CURB TO REMAIN)
(NOT APPLICABLE TO MAJOR STREETS WHERE EXISTING CURB HEIGHT EXCEEDS 3")

DETAIL "A"

DRIVEWAY SPECIFICATIONS

ALL DRIVEWAYS BETWEEN STREET AND PROPERTY LINE TO BE CONSTRUCTED OF PORTLAND CEMENT CONCRETE WITH A COMPRESSIVE STRENGTH 3000 P.S.I. IN TWENTY-EIGHT (28) DAYS AND A MINIMUM THICKNESS OF EIGHT (8) INCHES.

A DRIVEWAY ROLLOVER CURB

3 PAVING DETAILS
SCALE: 1" = 1'-0"

PERMEABLE PAVEMENT FOR NON-ADA PARKING SPACES

1. CONTRACTOR SHALL PROVIDE PERMEABLE PAVEMENT AND STORMWATER DETENTION BELOW THE PERMEABLE PAVEMENT.
2. THE WEAR SURFACE SHALL BE COMPOSED OF PERVIOUS PAVERS. THE PERVIOUS PAVERS AND GROUT SHALL HAVE A MINIMUM ABSORPTION RATE CAPABILITY OF 60%.
3. THE AGGREGATE BELOW THE WEAR SURACE SHALL COMPRISE OF 3" BEDDING COURSE, HARD WASHED ANGULAR #57 STONE AND 24" BASE RESERVOIR, HARD WASHED ANGULAR #1 STONE. AGGREGATE SHALL BE COMPACTED IN MAXIMUM OF 6" LIFTS. COMPACT RESERVOIR LAYERS (LAYER WITH LARGER THAN NO. 57 STONE) WITH A 10 TON ROLLER WITH TWO PASSES IN STATIC MODE OR UNTIL THERE IS NO VISIBLE MOVEMENT OF THE AGGREGATE. FOR NO. 57 OR SIMILAR SIZED STONE LAYERS, MAKE TWO PASSES IN VIBRATORY MODE AND TWO PASSES IN STATIC MODE OR UNTIL THERE IS NO VISIBLE MOVEMENT OF THE AGGREGATE. DO NOT CRUSH THE AGGREGATE WITH THE ROLLER. CORNERS AND OTHER AREAS WHERE ROLLERS CANNOT REACH ARE COMPACTED WITH A VIBRATORY PLATE COMPACTOR CAPABLE OF LEAST 13,500 POUND FORCE (LBF) AND EQUIPPED WITH A COMPACTION INDICATOR. THE EXISTING SUBGRADE SHALL BE LIGHTLY COMPACTED TO ACCEPT THE LOADS OF VIBRATORY PLATE COMPACTOR. PERMEABLE BASE SHALL COMPLY WITH SECTION 307 OF THE 2016 LOUISIANA STANDARD SPECIFICATION FOR ROADS AND BRIDGES
4. NON-WOVEN GEOTEXTILE FABRIC SHALL BE PLACED ON TOP OF THE EXISTING SUBGRADE AND BETWEEN THE BEDDING COURSE AND THE RESERVOIR LAYERS OF STONE. ALL GEOTEXTILE FABRIC SHALL COMPLY WITH SECTION 1019 OF THE 2016 LOUISIANA STANDARD SPECIFICATION FOR ROADS AND BRIDGES AND GEOSYNTHETIC RESEARCH INSTITUTE (GRI) SPECIFICATIONS. THE GEOTEXTILE FABRIG SHALL HAVE A MINIMUM FLOW OF 100 GPM AND HAVE A STANDARD WEIGHT OF 16 OZ PER SQUARE YARD OF MATERIAL. WRAP THE 6" PERFORATED PIPE AT THE BASE OF THE RESERVOIR LAYER OF STONE WITH GEOTEXTILE FABRIC.

GENERAL PAVING NOTES

1. ALL NEW CONCRETE SHALL SHALL HAVE A MINIMUM COMPRESSIVE STRENGTH OF 4,000 PSI AT 28 DAYS AND A MINIMUM THICKNESS OF 6". CONCRETE MIX SHALL BE IN ACCORDANCE WITH THE LATEST REVISION OF ASTM C-150 TYPE 1.
2. ALL REINFORCING STEEL SHALL MEET ASTM-A615 (GRADE 60).
3. ALL REINFORCING STEEL SHALL BE SECURELY SUPPORTED TO PREVENT BOTH VERTICAL AND HORIZONTAL MOVEMENT DURING CONCRETE PLACEMENT. ALL CONTROL AND EXPANSION JOINTS SHALL BE LOCATED AND INSTALLED AS SHOWN ON THE PAVING PLAN AND IN ACCORDANCE WITH THE MANUFACTURER'S RECOMMENDATIONS.
4. ALL SUB GRADE FILL SHALL BE SELECT GRANULAR MATERIAL COMPACTED TO 95% STANDARD PROCTOR DENSITY IN A MAXIMUM OF 6" LIFTS.
5. ANY WORK WITHIN THE ROADWAY OR ADJACENT TO THE ROADWAY CAUSING AN INTERFERENCE TO VEHICULAR TRAFFIC MUST CONFORM TO THE REQUIREMENTS SET FORTH BY THE UNIFORM MANUAL OF TRAFFIC CONTROL DEVICES OF THE STATE OF LOUISIANA. THE CONTRACTOR MUST FURNISH ALL NECESSARY TRAFFIC SIGNS AND/OR BARRICADES AND MAINTAIN THEM DURING CONSTRUCTION ACTIVITY.

PAVING LEGEND

TOC XXX.X — NEW TOP OF CONCRETE ELEVATION
TOG XXX.X — NEW TOP OF GRATE ELEVATION
INV XXX.XX — NEW INVERT OF PIPE ELEVATION
LJ — LONGITUDINAL JOINTS (LJ) = NO. 5 DEFORMED DOWEL RODS 24" LONG @ 24" O. C.
TJ — TRANSVERSE JOINTS (TJ) = NO. 5 SMOOTH DOWEL RODS 24" LONG @ 24" O. C.
PARKING WHEEL STOP
NEW CATCH BASIN
+000.00 EXISTING TOPO

STORMWATER CONTROL LEGEND

SILT FENCE
ALL DOWN SPOUTS SHEET FLOW ONTO GROUND INTO SWALE

STORMWATER

1). ALL PERMEABLE PAVING INSTALLATIONS SHALL SUBJECT TO INFILTRATION TESTING AFTER INSTALLATION. TESTING SHALL BE CONDUCTED ACCORDING TO ASTM INTERNATIONAL C1701 OR C1781 STANDARDS, AS APPROPRIATE. ALL TYPES OF PERMEABLE PAVEMENT SHALL MAINTAIN A MINIMUM INFILTRATION RATE OF 200 INCHES PER HOUR.

2). DESIGNING PLANTING AREAS, ESPECIALLY THOSE BY PASSING TREATMENT SYSTEMS, TO ENCOURAGE INFILTRATION TO THE DEGREE POSSIBLE.

3) IN ORDER TO ENCOURAGE INFILTRATION OF STORMWATER AND TO MINIMIZE THE MIGRATION OF SEDIMENTS, THE FINISHED GRADE FOR ALL LANDSCAPING AREAS SHALL BE SET 3" MINIMUM BELOW SURROUNDING HARDSCAPE CONTAINMENTS (CURBING, SIDEWALKS, FOUNDATIONS ETC.). THIS STANDARD MAY BE WAIVED IF NECESSARY TO PROMOTE THE PRESERVATION OF TREES SHOWN AS SUCH.

4) PURSUANT TO BUILDING CODE SECTION 121.17; PRIOR TO ISSUANCE OF A CERTIFICATE OF OCCUPANCY, POST CONSTRUCTION CERTIFICATION INCLUDING AS-BUILT DRAWINGS, AFFIDAVIT FROM DESIGNER/S, AND PERFORMANCE BOND BASED UPON THE ACTUAL COST OF CONSTRICTION MUST MUST BE SUBMITTED FOR APPROVAL. AFTER FINAL INSPECTION THESE DOCUMENTS MUST BE RECORDED WITH THE CIVIL DISTRICT CLERK COURT.

HARD & GREEN SPACE

EXISTING AREA = 14, 313 SQ. FT.

BUILDING AREA = 6,017 SQ. FT.
PERMEABLE PAVING AREA = 1,415 SQ. FT.
SIDEWALKS & HANDICAP AREA = 1,065 SQ. FT.
GREEN AREA = 5,816 SQ. FT.
TOTAL AREA = 14,313.00 SQ.FT.

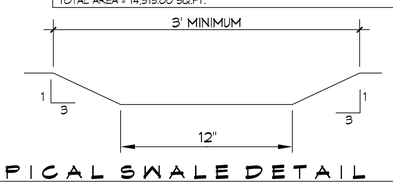

4 TYPICAL SWALE DETAIL
SCALE: NTS

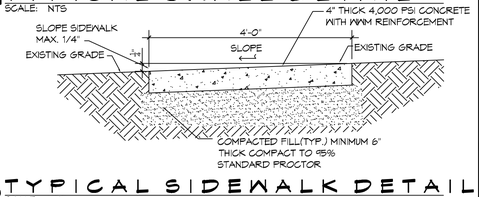

5 TYPICAL SIDEWALK DETAIL
SCALE: NTS

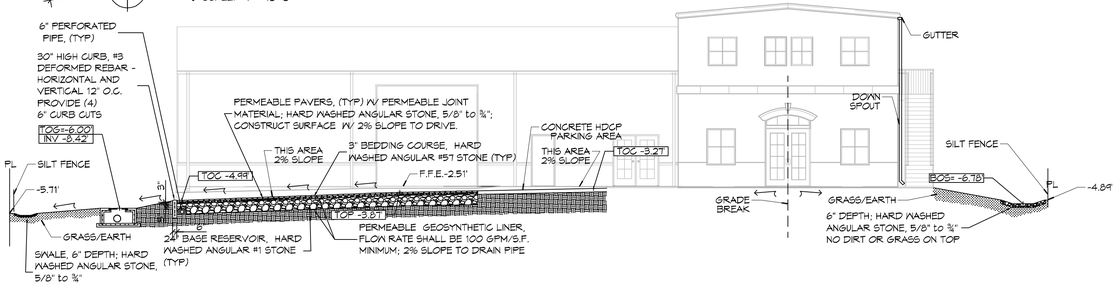

A CROSS SECTION
C100 C100 SCALE: 1"=10'-0"

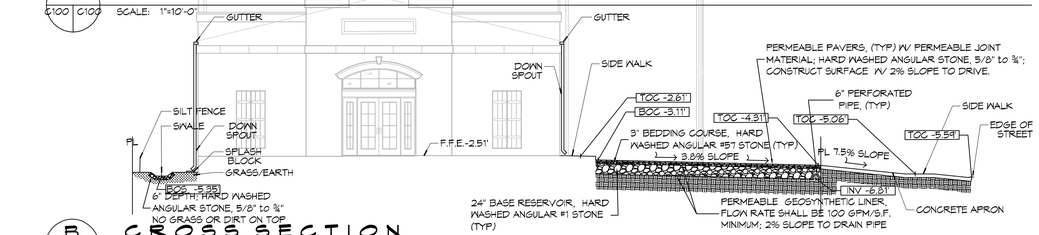

B CROSS SECTION
C100 C100 SCALE: 1"=10'-0"

DAMMON ENGINEERING, INC.
LOUISIANA & MISSISSIPPI
www.dammonengineering.com
info@dammonengineering.com
PH: 985.649.5832
Chief Engineer: Brian Mistich, PE
554 Old Spanish Trail
Slidell, LA 70458

#	DESCRIPTION	DATE

REVISIONS

SEAL:

The data contained on any sheet of drawings or diagrams or any copies thereof are the property of Dammon Engineering and Associates, Inc. and shall not be used in whole or in part for any purpose other than the specific project for which it was prepared without the express written consent of Dammon Engineering and Associates, Inc. Any other use or reproduction without such consent is prohibited by law and will be prosecuted to the fullest extent of the law.

NEW FACILITY
NEW ORLEANS FIRE FIGHTERS ASSOCIATION
5710 GENERAL HAIG STREET
NEW ORLEANS, LA 70124

JOB No:	2433	DATE:	3/25/2021
DRAWN BY:	CKD	CHECKED BY:	CKD

SHEET TITLE:
PAVING & DRAINAGE PLAN

DRAWING NUMBER:
C100

SHEET No: 1 of 1