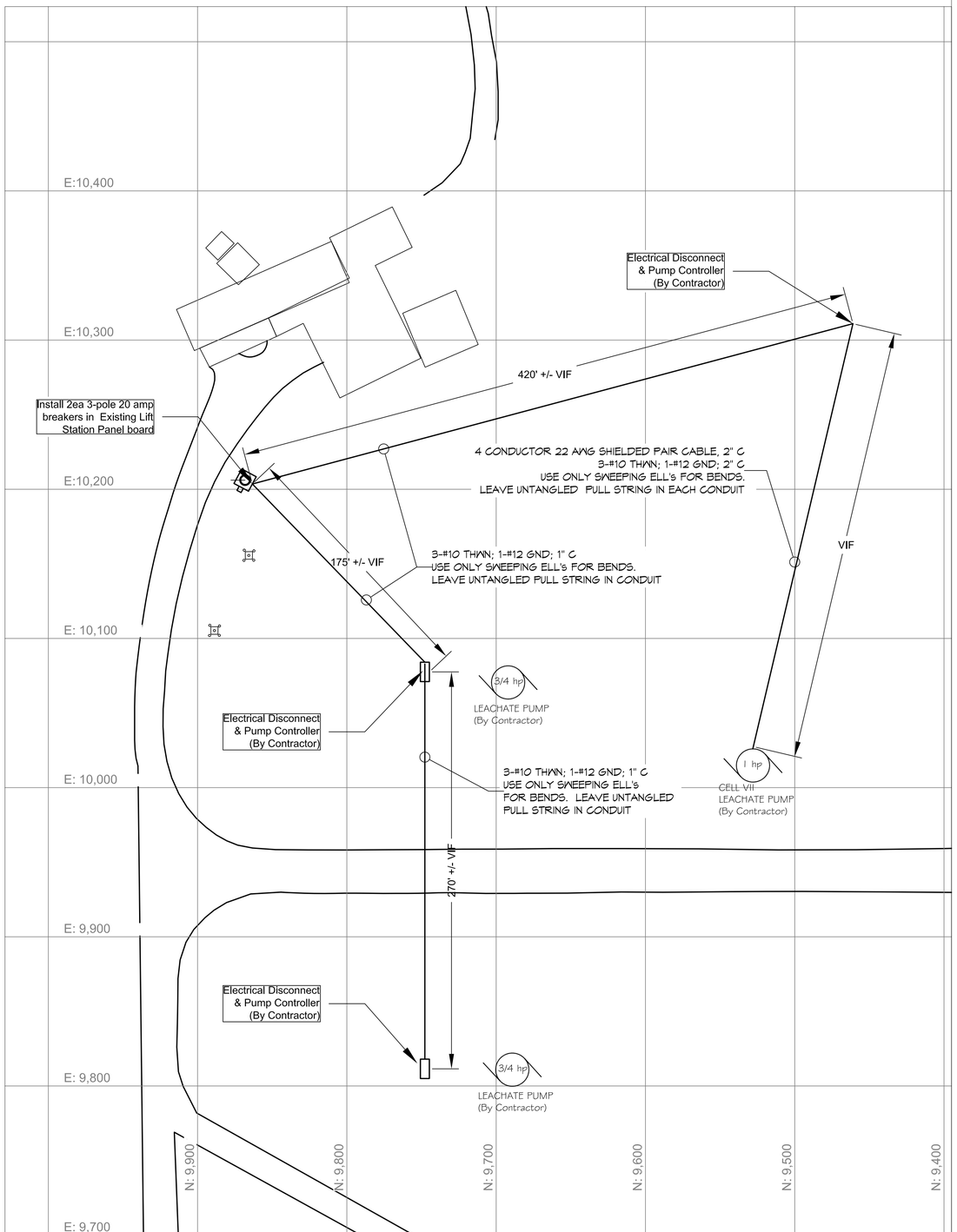

1 CELL IX ELECTRICAL PLAN
SCALE: N.T.S.

MOTOR	HP	VOLTAGE	FLA	QUANTITY
LEACHATE PUMP	3/4	480V 3Ø	1.6	2

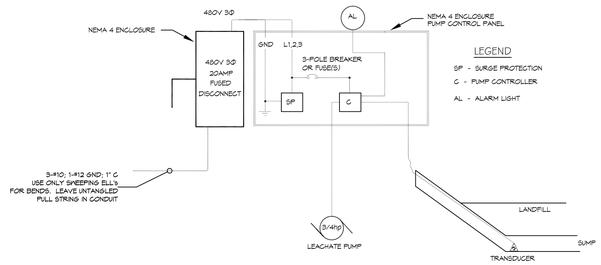

2 CELL IX SUMP PUMP
SCALE: N.T.S.

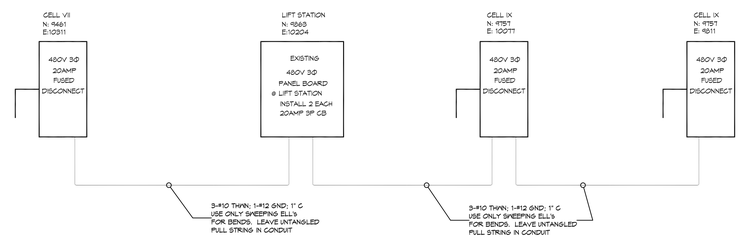

3 ELECTRICAL ONE LINE DIAGRAM
SCALE: N.T.S.

MOTOR	HP	VOLTAGE	FLA	QUANTITY
LEACHATE PUMP	1	480V 3Ø	2.1	1

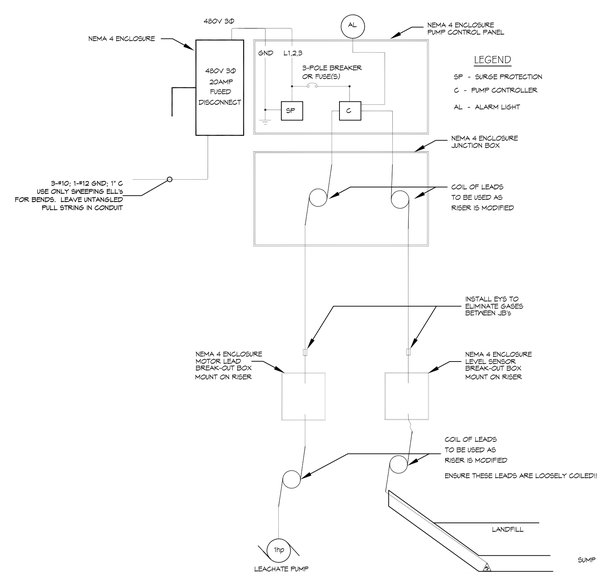

4 CELL VII RETRO FIT RISER & SUMP PUMP
SCALE: N.T.S.

ELECTRICAL NOTES

1. ALL WORK SHALL CONFORM TO THE LATEST EDITION OF THE NATIONAL ELECTRICAL CODE, THE GOVERNING ELECTRICAL CODE AND ALL OTHER INSPECTION DEPARTMENTS HAVING JURISDICTION. OBTAIN CERTIFICATES OR APPROVAL WHERE REQUIRED.
2. ALL MATERIALS FURNISHED SHALL BE NEW AND SHALL BE U.L. LISTED.
3. THE DRAWINGS INDICATE SIZE AND GENERAL LOCATION OF WORK. SCALE DIMENSIONS SHALL NOT BE USED. THE EXACT LOCATION OF ALL RISERS SHALL BE DETERMINED BY ACTUAL CONDITIONS IN THE FIELD.
4. PRIOR TO BIDDING, CONTRACTOR SHALL VISIT THE JOB SITE AND FAMILIARIZE THEMSELVES WITH THE EXISTING CONDITIONS.
5. ELECTRICAL CONTRACTOR SHALL COORDINATE HIS WORK WITH OTHER TRADES AND WITH OTHER CONTRACTORS WHOSE WORK MAY AFFECT THIS INSTALLATION.
6. PERFORM TEST REQUIRED BY THE OWNER OR THE ENGINEER IN CONNECTION WITH THE OPERATION OF THE ELECTRICAL SYSTEM IN THE BUILDING.
7. ALL TESTS SHALL BE MADE IN ACCORDANCE WITH THE LATEST STANDARD OF THE IEEE AND THE NATIONAL ELECTRICAL CODE.
8. MINIMUM CONDUCTOR SIZE SHALL BE #12, 600V INSULATION. MINIMUM SIZE CONDUIT SHALL BE 1" SCH 80 FOR EXTERIOR USE, UNLESS OTHERWISE SHOWN.
9. CONTRACTOR SHALL INSTALL WIRING AND OTHER CIRCUIT COMPONENTS TO MATCH EQUIPMENT ACTUALLY INSTALLED.
11. INSTALL GROUND FAULT RECEPTACLES AT RECEPTACLE LOCATIONS AT EXTERIOR LOCATIONS. EXTERIOR RECEPTACLES SHALL ALSO BE WATERPROOF.
12. BONDING AND GROUNDING SHALL BE IN ACCORDANCE WITH NFPA 70:230-63, NFPR 250-23, 250-71 & 250-72.
13. GROUND NEUTRAL IN ACCORDANCE WITH NFPA 70:250-23b.
14. FUSES SHALL BE ITT CLASS K5, 250 VOLT, 200,000 AMP INTERRUPTING CAP.
15. ALL CIRCUIT BREAKERS SHALL BE THERMAL-MAGNETIC FOR ALL MOTORS.
16. ALL ELECTRICAL CONDUIT SHALL BE SCHEDULE 40 PIPE BELOW GRADE AND SCHEDULE 80 PIPE ABOVE GRADE.

DAMMON ENGINEERING, INC.
LOUISIANA & MISSISSIPPI
www.dammonengineering.com
info@dammonengineering.com
PH: 985.649.5832
Chief Engineer: Brian Mistich, PE
554 Old Spanish Trail
Slidell, LA 70458

#	DESCRIPTION	DATE

REVISIONS

SEAL:

CONSTRUCTION OF WASTE DISPOSAL CELL IX

MUNDY LANDFILL

DESOTO PARISH, LOUISIANA
101 FRANKLIN STREET
MANSFIELD, LOUISIANA 71052

JOB No: 24391 | DATE: 3/25/2021

DRAWN BY: | CHECKED BY:

The plans, specifications and reports, drawings and documents contained herein are the property of Dammon Engineering, Inc. and are not to be used for any purpose other than that specifically stated in the contract for which they are prepared. Any other use or reproduction of these documents or any part thereof is forbidden without the written consent of Dammon Engineering, Inc. Copyright 2021 DAMMON ENGINEERING, INC. ALL RIGHTS RESERVED

SHEET TITLE:
ELECTRICAL PLAN

DRAWING NUMBER:
E101

SHEET No: of =