



## **REQUEST FOR WRITTEN QUOTES**

The City of Slidell is soliciting written quotes for the CDBG Sidewalks and Drainage Improvements on 2nd Street – Phase II project. The project is located on Cleveland Ave. between Lincoln Ave. and 8<sup>th</sup> St. & also at 2<sup>nd</sup> St. between Cleveland Ave. and Guzman St., Slidell La. Quotes will be received until **10:00 am Wednesday, February 28, 2018** and shall be hand delivered or mailed to the Purchasing Department located at 1329 Bayou Lane, Slidell, LA 70460, Attn: Purchasing Agent.

Quotes must be submitted in a sealed envelope and clearly marked:

Quote: **CDBG Sidewalks and Drainage Improvements on 2nd Street – Phase II**  
**Quote # 18-Q010**  
**File Number 5000-36**

Due: February 28, 2018, 10:00 AM CST

Drawings are attached.

For the successful quote exceeding \$25,000, the contractor will be required to provide a payment and performance bond in the amount of not less than 100% of the awarded contract amount.

\*Quotes exceeding \$50,000 – A Louisiana State Contractor License is required to perform the work and your license number shall be included in your quote. The Contractor shall hold a Louisiana Contractor's license in **Building Construction or Municipal and Public Works Construction**.

An executed affidavit will be required prior to award of contract. Certificate of Liability Insurance and Statutory Limits Worker's Compensation must be submitted prior to award of contract.

Contractor shall have **45 calendar days** to complete this project from the date of Notice to Proceed. The contractor will be charged **liquidated damages of Five Hundred Dollars (\$500.00) per calendar day** in excess of the stated time of completion.

Quote submissions: Quotes shall be submitted on the forms provided and signed by an authorized company representative. The City of Slidell reserves the right to reject any and all quotes.

Any questions concerning this project shall be directed to Mr. Blaine Clancy, City Engineer, at (985) 646-4270.

**QUOTE FORM for CDBG SIDEWALKS AND DRAINAGE IMPROVEMENTS ON 2ND STREET – PHASE II**

**City of Slidell, LA**

**Quote # 18-Q010**

**Project # 5000-36**

<b><u>ITEM NO.</u></b>	<b><u>ITEM DESCRIPTION</u></b>	<b><u>QUAN.</u></b>	<b><u>UNIT</u></b>	<b><u>UNIT PRICE</u></b>	<b><u>UNIT PRICE EXTENSION</u></b>
1	Mobilization and Demobilization	1		L.S.	
2	Muck Out & Dispose of Materials	245		N.C.Y	
3	Removal and Disposal of 12" RCP	40		L.F.	
4	Granular Fill (Sand Base Course)	84		N.C.Y	
5	15" RCPA	380		L.F.	
6	4" PVC Type PSM Sewer Piping for Yard Drains	25		L.F.	
7	6" PVC Type PSM Sewer Piping for Connection from existing 6" PVC Pipe	15		L.F.	
8	Concrete Drop Inlet, 24" x 24"	7		E.A.	
9	Polypropylene Yard drains, 12"x12"	5		E.A.	
10	5' Wide Sidewalk with Exposed Aggravate Concrete and Brick Pavers	280		S.Y	
11	Asphalt Concrete Pavement (Type 3)	643		S.Y.	
12	Pavement Markings (Striping)	944		L.F.	
13	Crushed Stone Aggregate (#57 Limestone)	3		N.C.Y.	
14	Sodding	515		S.Y.	
15	St. Charles Light Pole	14		E.A.	

**QUOTE FORM for CDBG SIDEWALKS AND DRAINAGE IMPROVEMENTS ON 2ND STREET – PHASE II**

City of Slidell, LA

Quote # 18-Q010

Project # 5000-36

<u>ITEM NO.</u>	<u>ITEM DESCRIPTION</u>	<u>QUAN.</u> <u>UNIT</u>	<u>UNIT PRICE</u>	<u>UNIT PRICE EXTENSION</u>
16	Wiring for Light Poles	700	L.F.	
17	Conduit, Wiring and NEMA 3R photoelectric switch with dust to dawn control	1	L.S.	
18	Ground Rods	14	E.A..	

*Note: The above quantities are approximate and will be adjusted to fit the budget.*

\_\_\_\_\_ Acknowledgment of addendum

\_\_\_\_\_  
**TOTAL QUOTE PRICE IN FIGURES**

\_\_\_\_\_  
**TOTAL QUOTE PRICE IN WORDS**

\*LA. LICENSE NUMBER \_\_\_\_\_

SIGNATURE \_\_\_\_\_

COMPANY NAME \_\_\_\_\_

SIGNER'S NAME (PRINTED) \_\_\_\_\_

ADDRESS \_\_\_\_\_

PHONE NUMBER \_\_\_\_\_

EMAIL \_\_\_\_\_

## **SPECIFICATIONS**

### **STATEMENT OF WORK**

1. This project consists of constructing new sidewalks, drainage, and new asphalt parking on the East side of 2nd Street between Cleveland Ave and Guzman Street. Install new St Charles light poles and wiring on existing concrete pedestals and existing conduit runs on the East side of 2nd Street between Cleveland Ave and Guzman Street.
2. A description of pay items, including measurement and payment is given below:

### **DAVIS BACON ACT**

1. This project requires that Davis Bacon Act wages be paid, see “General Decision Number: LA180015” dated 01/05/2018 attached.

### **WARRANTY**

1. Contractor shall warranty all work and materials for one (1) year.

### **TRAFFIC CONTROL**

1. Any work within the roadway or adjacent to the roadway causing interference to vehicular traffic requires prior approval from the city of Slidell, and must conform to the requirements set forth by the manual of uniform traffic control devices. The contractor must furnish all necessary traffic signs and/or barricades and maintain them during construction activity.
2. Payment for Traffic Control will be included in each line item that requires traffic control and shall not be a direct pay item.

### **MOBILIZATION**

1. This work consists of preparatory work and operations, including those necessary for movement of personnel, equipment, supplies, and incidentals to the project site; the establishment of facilities necessary for the work on the project; the costs of bonds and any required insurance; and other preconstruction expenses necessary for start of the work, excluding the cost of construction materials. In addition the contractor shall provide and install in place as directed by the Engineer, two project signs as per details included in this RFQ package.
2. The Contractor shall provide all necessary materials and equipment necessary to complete all work associated with this item as shown on the plans or as directed by the Engineer.
3. Payment for Mobilization shall be made at the lump sum contract unit price.

### **GENERAL EXCAVATION**

1. The contractor shall furnish all materials, labor, and equipment necessary to remove all earth, rock, water, debris, tree stumps and other materials to the extent required by the Engineer

in preparation for the pipe bedding and concrete foundation base. Excavation will be paid per cubic yard by net section. Some topsoil shall be retained to slope the finished grade as per plans. Disposal of excess excavated material shall be included in this pay item. Responsibility for disposal of all excavated material to satisfy all local, state, and federal regulation rests with the Contractor.

2. Protect existing site improvements to remain from damage during construction.
3. Remove any sod and grass before stripping topsoil. Strip topsoil to a depth of 6 inches in a manner to prevent intermingling with underlying subsoil or other waste materials. Stockpile borrowed topsoil away from edge of excavations without intermixing with subsoil. Grade and shape the stockpile to drain surface water. Cover to prevent windblown dust and erosion by water.
4. Excavate surfaces under new walkways and drainage piping to obtain indicated elevations shown on the drawings. Notify Engineer when excavations have reached required subgrade. If Engineer determines that unsatisfactory soil is present, continue excavation and replace with compacted backfill or fill material as directed.
5. Payment for excavation will be made at the contract unit price per net cubic yard and include all costs for material, labor, and equipment.

**REMOVAL AND DISPOSAL OF 12” RCP**

1. This work consists of removing and disposing existing 12” RCP in accordance with these plans and specifications and in conformity with the grades shown on the plans or established. Excavation, backfill, and compaction for the installing of the catch basin shall be included in the bid price for each catch basin.
2. All workmanship, construction methods, and material shall be in accordance with Louisiana Standard Specifications for Roads and Bridges, 2016 edition, Section 701.
3. Payment for removal and disposal of RCP shall be paid for at the contract unit price per linear foot, which shall be full compensation for all required materials, tools, equipment, labor, disposal and incidental work necessary to complete this work.

**GRANULAR FILL (SAND BASE COURSE)**

1. Bedding and backfill shall be non-plastic and siliceous material. Granular fill shall be uniformly compacted to at least 95% modified proctor of maximum dry weight density.
2. Granular material shall conform to the following requirements:

a. Liquid limit (maximum)	25% (percent)	
b. Plasticity index (max)	6% (percent)	
c. U.S. Sieve	Metric Sieve	Percent Passing
½ inch	12.5 mm	100
No. 10	2.0 mm	75-100
No. 200	75 mm	0-10

3. Granular fill material shall be paid for per net cubic yard. The quote shall include all costs for material, labor, equipment, hauling, placing, spreading, compacting and grading for this item.

### **STORM UTILITY DRAINAGE PIPE**

1. This work consist of installing Reinforced Concrete Piping-ARCH (RCPA) as shown on the plans that conforms to ASTM C506 and the Louisiana Specifications for Roads and Bridges, 2016 edition, Section 701.

a. The pipe shall be Class II, Wall B.

b. To form the pipe bed, the compacted earth cushion shall have a thickness under the pipe of at least 1/2 inch per foot of fill height over the top of the pipe with a minimum thickness of 6 inches. When a suitable foundation cannot be obtained, unstable soil below established grade shall be removed and replaced with granular bedding material.

c. The pipe shall be laid beginning at the downstream end of the line. The pipe shall be in contact with the foundation throughout its length. Bell or groove ends of pipe shall be placed facing upstream.

d. After pipe has been laid and before backfill is placed, the engineer will inspect the pipe for alignment, grade, integrity of joints, and coating damage.

2. Yard drain installation shall consist of installing PVC piping as shown on the plans that conforms to ASTM D 3034, SDR 26, PVC Type PSM Sewer Pipe with bell-and-spigot ends for gasketed joints. Fitting shall conform to ASTM D 3034, PVC with bell ends. Gaskets shall conform to ASTM F 477, elastomeric seals.

3. Payment for RCPA pipe shall be paid at the contract unit price per linear foot which shall include all costs for material, labor, and equipment for installation.

4. Payment for yard drain piping shall be paid at the contract unit price per linear foot which shall include all costs for material, labor, and equipment for installation.

### **DROP INLETS**

1. This work consists of installing concrete drop inlets inter-connected with RCPA pipe, above, as shown on the plans that conforms to ASTM C 478 and Louisiana Standard Specifications for Roads and Bridges, 2016 edition, Section 702.

a. The base section shall be a minimum of 6" thick for the floor slab and 4-inch minimum thickness for walls and base riser section, and separate base slab or base section with integral floor.

b. The riser section shall have a minimum thickness of 4", with lengths to provide depth indicated.

c. The top section shall have a flat-slab-top type as indicated.

d. The Frame or Grate for the concrete drop inlet shall meet the minimum standard of ASTM A 536, Grade 60-40-18, ductile iron designed for A-16, structural loading. Include flat grate with small square or short-slotted drainage openings. The size shall be 24 by 24

inches minimum unless otherwise indicated. The grating shall have not less than 50 percent free area.

2. This work consists of installing Yard drains as shown on the plans that are constructed of Polypropylene. The grate shall be 12" x 12" square grate, green color, constructed of structural foam polyolefin with a UV inhibitor. The catch basin shall be capable of adapting to 6" PVC pipe. The grate shall have a Class B load rating.
3. Payment for concrete drop inlets will be made at the contract unit price per unit and includes all costs for material, labor, installation and equipment.
4. Payment for Polypropylene Yard drains will be made at the contract unit price per unit and includes all costs for material, labor, installation and equipment.

### **FIBER-REINFORCED CEMENT PAVING WITH EXPOSED AGGREGATE**

1. This item covers the furnishing of all materials and installation of sidewalk pavements for thickness as shown on plans.

2. Concrete Mixtures:

Prepare design mixtures as follows per cubic yard of fiber-reinforced concrete:

- a. 28-day strength = 4,000 psi
  - b. Cement (ASTM C-150, Type I/II) 4.64 sacks (436 lbs.)
  - c. Fly Ash (ASTM C-618) 1.16 sacks (109 lbs.)
  - d. Gravel (ASTM C-33, Grade A) 1775 lbs.
  - e. Sand (ASTM C-33) 1226 lbs.
  - f. Water (potable) 30 gallons (250 lbs.)
  - g. Type A Water Reducer (ASTM C-494) 16.35 lbs.
  - h. Air entrainment 5% by volume, use per manufacturers specifications
  - i. Fiber reinforcement 1.5 lbs/ CY microfibers, Fiber reinforcement shall be Matrix Monofilament Microfiber as manufactured by FRC Industries or approved equal, applied throughout the concrete mixture. Fiber reinforcement shall be applied at the plant. The bags must be broken before mixing. Bag size shall be one (1) pound. Alternate products must be preapproved by the Engineer in writing. Cellulose (treated or untreated), AR glass, nylon, and polyester fibers are specifically prohibited from use. Fibrillated and self-fibrillating fibers are also specifically prohibited.
3. Exposed aggregate sidewalk shall be reinforced with 6x6 welded wire fabric, supported such that it is mid-depth in the finished slab.
  4. Provide solid brick pavers as sold by St. Joe Brick Works, Inc. or approved equal. The color of brick and exposed aggregate surface shall match existing sidewalks in the Slidell area.
  5. Payment for exposed aggregate sidewalks with brick pavers shall be made at the contract unit price per square yard and include all costs for material, labor, installation and equipment.

### **ASPHALT CONCRETE PAVEMENT (TYPE 3)**

1. This work consists of furnishing and constructing one or more courses of asphaltic concrete mixture applied hot in conformity with the lines, grades, thicknesses and typical sections shown on the plans. All mixtures shall be performed in accordance with Section 501 of the Louisiana Standard Specifications for Roads and Bridges, 2000 Edition (Red Book), and latest revisions, except as otherwise noted in these specifications.
2. Grade to match existing roadway (after asphalt layer) grades and drainage patterns.
3. Prime coat and tack coat shall comply with 2000 La DOTD Standard Specifications for Roads and Bridges (LSSRB). Prime coat shall be cured 24 hours prior to binder course application. Tack coat all vertical edges and existing pavement surfaces. No curing time for the tack coat will be required. If coated areas are damaged or unsatisfactory prior to asphalt application, those areas shall be re-coated at no direct pay.
4. Design and quality control shall be in accordance with Section 501.03 of the 2000 LSSRB except City of Slidell will hire an independent testing lab to monitor plant and field operations.
5. Asphalt mix shall be Type 3 with a maximum of reclaimed asphaltic pavement (RAP) as specified in Section 501 of the 2000 LSSRB or other suitable mix approved by the Slidell Engineering Department. A copy of the 2000 DOTD LSSRB specifications is available in the Slidell Engineering office for review.
6. Payment for asphalt will be made at the contract unit price per square yard and include all costs for material, labor, installation and equipment. Cores will be required to verify thickness and shall be provided and repaired by contractor at no direct pay.

### **PAVEMENT MARKINGS (STRIPING)**

1. This work shall consist of painting stripes on parking areas constructed with asphalt paving. The paint shall be a latex, waterborne emulsion, lead and chromate free, ready mixed complying with FS TT-P-1952, with drying time of less than 45 minutes. The color shall be as shown on plans.
2. Payment for Pavement Markings shall be paid at the contract unit price per linear foot which shall include all costs for material, labor, and equipment for installation

### **CRUSHED STONE AGGREGATE (#57 LIMESTONE)**

1. Limestone driveway shall be graded aggregate of sound crushed stone complying with ASTM D 448 for Size No. 57. The material shall consist of 100% crushed stone and be free of soil, roots, debris, rubbish, or any other materials.
2. Crushed stone aggregate shall be paid for per net cubic yard. The quote shall include all costs for material, labor, equipment, hauling, placing, spreading, compacting and grading for this item.

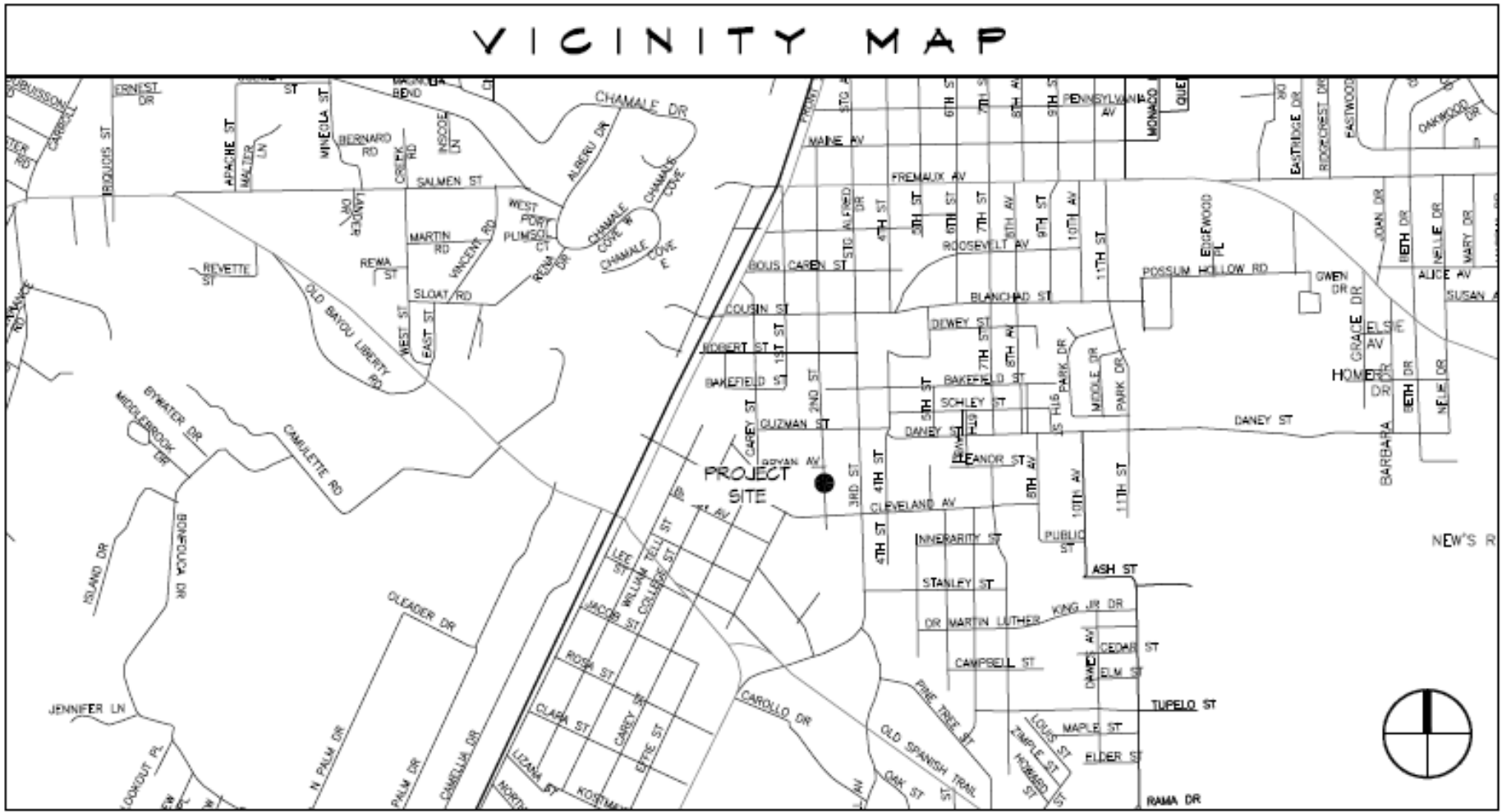
## **SODDING**

1. This work consists of furnishing, hauling, planting, rolling, watering and maintaining live grass sod at locations shown on the plans or as directed.
2. Contractor shall provide sod that is Nursery grown Grade 'A' Centipede. Deliver sod on pallets and protect roots from dehydration before installation. All sodding shall be in accordance with the 2016 Edition of the Louisiana Specifications for Roads and Bridges Section 714.
3. Provide a slow-release fertilizer that is granular or pelleted which consist of 50% water-insoluble nitrogen, phosphorus, and potassium in the following composition: 20 percent nitrogen, 10 percent phosphorous, and 10 percent potassium, by weight.
4. Sodding shall be paid per square yard. The quote shall include all costs for material, labor, equipment, hauling, planting, rolling, and watering until the project is accepted for substantial completion.

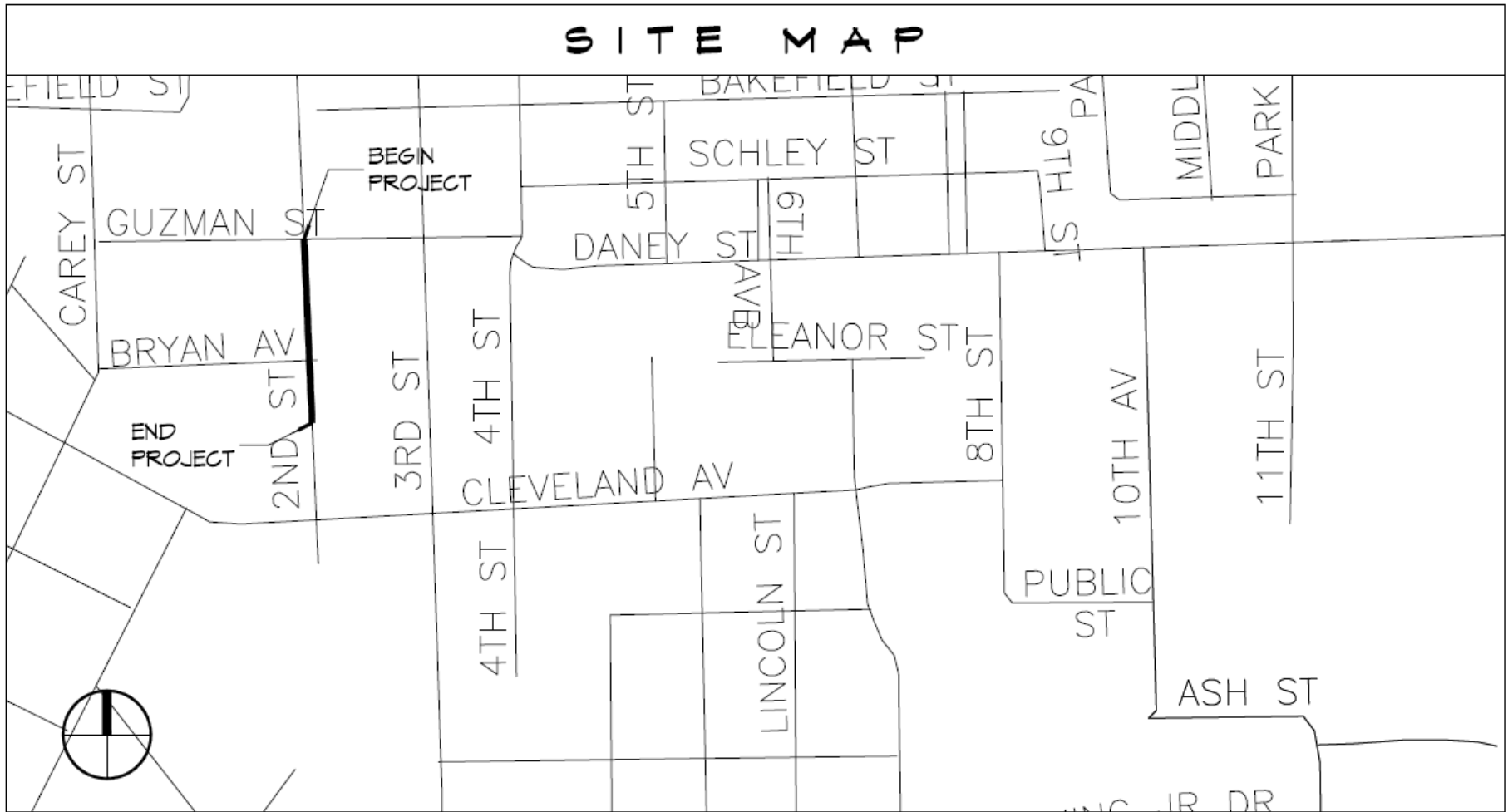
## **EXTERIOR ELECTRICAL & LIGHTING**

1. Contractor shall provide St. Charles Light Poles which are UL 1598 classified and shall be listed and labeled for installation in wet locations by an NRTL acceptable to authorities having jurisdiction.
  - a. The strength of the Light Poles shall be adequate for the basic wind-load of 130 mph.
  - b. Luminaire attachment(s) shall comply with the luminaire manufacturers' mounting requirements. Use stainless-steel fasteners and mounting bolts unless otherwise indicated.
  - c. Grout shall conform to ASTM C 1107, factory-packaged, nonmetallic aggregate grout, noncorrosive, non-staining, mixed with water to consistency suitable for application and a 30-minute working time.
  - d. Install an LED lamp in each Light Pole that has a temperature of 5000k with 3700 lumens. Provide the owner with 50% spare lamps.
  - e. Payment for St. Charles Light Poles will be made at the contract unit price per unit.
2. Contractor shall de-water existing conduits and install THWN wiring to and from each light base as shown on the drawings. Contractor shall install conduit and wire from the existing panel board. All conductors shall be copper and comply with NEMA WC 70/ICEA S-95-658. The conductor insulation shall comply with NEMA WC 70/ICEA S-95-658. Copper conductors 12 AWG and smaller shall be either solid or stranded; conductors 10 AWG and larger shall be stranded. Use manufacturer-approved pulling compound or lubricant where necessary; compound used must not deteriorate conductor or insulation. Do not exceed manufacturer's recommended maximum pulling tensions and sidewall pressure values. Payment for wiring will be made at the contract unit price per linear foot.
3. Contractor shall provide and install all conduit(s), wiring and a NEMA 3R photoelectric switch with dusk to dawn control. The switch shall be rated for 1800VA to operate the LED connected load. Payment for conduit, wiring and photoelectric switch will be made at the contract unit price of lump sum.

4. Contractor shall provide and install grounding electrodes at each pole location as shown in the drawings. Grounding electrodes shall be Copper-clad steel ground rods that are 5/8 inch by 96 inches. Payment for grounding electrodes will be made at the contract unit price per unit.

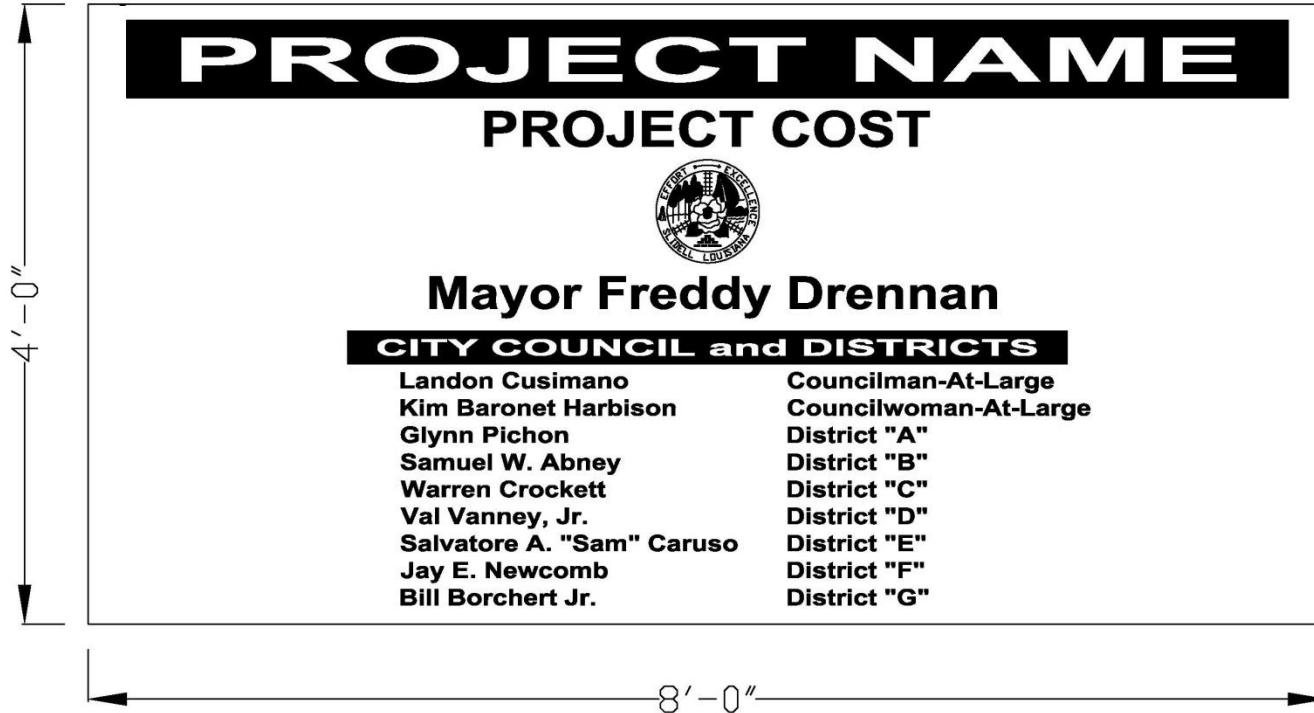


**VICINITY MAP**  
**CDBG SIDEWALKS AND DRAINAGE**  
**IMPROVEMENTS ON 2ND STREET – PHASE II**  
**Project 5000-36**



**SITE MAP**  
**CDBG SIDEWALKS AND DRAINAGE**  
**IMPROVEMENTS ON 2ND STREET – PHASE II**  
**Project 5000-36**

PROJECT SIGN



TEXT SIZES
Line 1: 3.4"
Line 2: 2.75
Line 3: 8" City Seal
Line 4: 2.5"
Line 5: 3/4"
Line 6-15: 1.25"

(NOTE: ALL LETTERING TO BE CENTERED)

TS 727-3

General Decision Number: LA180015 01/05/2018 LA15

Superseded General Decision Number: LA20170015

State: Louisiana

Construction Type: Highway

Counties: Jefferson, Orleans, Plaquemines, St Bernard, St Charles, St John the Baptist and St Tammany Counties in Louisiana.

HIGHWAY CONSTRUCTION PROJECTS

Note: Under Executive Order (EO) 13658, an hourly minimum wage of \$10.35 for calendar year 2018 applies to all contracts subject to the Davis-Bacon Act for which the contract is awarded (and any solicitation was issued) on or after January 1, 2015. If this contract is covered by the EO, the contractor must pay all workers in any classification listed on this wage determination at least \$10.35 per hour (or the applicable wage rate listed on this wage determination, if it is higher) for all hours spent performing on the contract in calendar year 2018. The EO minimum wage rate will be adjusted annually. Please note that this EO applies to the above-mentioned types of contracts entered into by the federal government that are subject to the Davis-Bacon Act itself, but it does not apply to contracts subject only to the Davis-Bacon Related Acts, including those set forth at 29 CFR 5.1(a)(2)-(60). Additional information on contractor requirements and worker protections under the EO is available at [www.dol.gov/whd/govcontracts](http://www.dol.gov/whd/govcontracts).

Modification Number	Publication Date
0	01/05/2018

\* CARP1846-001 07/01/2017

	Rates	Fringes
Carpenter (includes form work)...	\$ 25.06	9.10

-----  
 ENGI0406-001 10/28/2010

	Rates	Fringes
Mechanic.....	\$ 25.40	8.05

-----  
 LABO0099-001 07/01/2015

ORLEANS, JEFFERSON and ST. BERNARD PARISHES

	Rates	Fringes
LABORER (Common or General).....	\$ 17.94	3.15

-----  
 LABO0099-002 07/01/2015

## PLAQUEMINES, ST.CHARLES and ST. JOHN THE BAPTIST PARISHES

	Rates	Fringes
LABORER (Common or General).....	\$ 15.32	3.15

-----  
SULA2011-003 08/17/2011

	Rates	Fringes
CEMENT MASON/CONCRETE FINISHER....	\$ 20.03	4.24
IRONWORKER, REINFORCING.....	\$ 17.49	
LABORER: Common or General		
St. Tammany County.....	\$ 9.51	1.14
Power equipment operators:		
Asphalt Paver.....	\$ 17.20	4.97
Backhoe/Excavator/Trackhoe..	\$ 16.85	4.91
Broom/Sweeper.....	\$ 15.17	5.15
Bulldozer.....	\$ 16.40	
Crane.....	\$ 25.35	
Grader/Blade.....	\$ 15.88	
Milling Machine.....	\$ 16.63	2.14
Roller (Dirt and Grade Compaction)		
Jefferson, St. Bernard, St. Charles and St. John the Baptist.....	\$ 12.59	4.37
Orleans, Plaquemines, St. Tammany.....	\$ 14.74	4.23
Trencher.....	\$ 14.38	
Truck drivers:		
Dump Truck.....	\$ 12.93	0.18
Water Truck.....	\$ 13.79	

-----  
WELDERS - Receive rate prescribed for craft performing  
operation to which welding is incidental.  
=====

Note: Executive Order (EO) 13706, Establishing Paid Sick Leave for Federal Contractors applies to all contracts subject to the Davis-Bacon Act for which the contract is awarded (and any solicitation was issued) on or after January 1, 2017. If this contract is covered by the EO, the contractor must provide employees with 1 hour of paid sick leave for every 30 hours they work, up to 56 hours of paid sick leave each year. Employees must be permitted to use paid sick leave for their own illness, injury or other health-related needs, including preventive care; to assist a family member (or person who is like family to the employee) who is ill, injured, or has other health-related needs, including preventive care; or for reasons resulting from, or to assist a family member (or person who is like family to the employee) who is a victim of, domestic violence, sexual assault, or stalking. Additional information

on contractor requirements and worker protections under the EO is available at [www.dol.gov/whd/govcontracts](http://www.dol.gov/whd/govcontracts).

Unlisted classifications needed for work not included within the scope of the classifications listed may be added after award only as provided in the labor standards contract clauses (29CFR 5.5 (a) (1) (ii)).

-----

The body of each wage determination lists the classification and wage rates that have been found to be prevailing for the cited type(s) of construction in the area covered by the wage determination. The classifications are listed in alphabetical order of "identifiers" that indicate whether the particular rate is a union rate (current union negotiated rate for local), a survey rate (weighted average rate) or a union average rate (weighted union average rate).

#### Union Rate Identifiers

A four letter classification abbreviation identifier enclosed in dotted lines beginning with characters other than "SU" or "UAVG" denotes that the union classification and rate were prevailing for that classification in the survey. Example: PLUM0198-005 07/01/2014. PLUM is an abbreviation identifier of the union which prevailed in the survey for this classification, which in this example would be Plumbers. 0198 indicates the local union number or district council number where applicable, i.e., Plumbers Local 0198. The next number, 005 in the example, is an internal number used in processing the wage determination. 07/01/2014 is the effective date of the most current negotiated rate, which in this example is July 1, 2014.

Union prevailing wage rates are updated to reflect all rate changes in the collective bargaining agreement (CBA) governing this classification and rate.

#### Survey Rate Identifiers

Classifications listed under the "SU" identifier indicate that no one rate prevailed for this classification in the survey and the published rate is derived by computing a weighted average rate based on all the rates reported in the survey for that classification. As this weighted average rate includes all rates reported in the survey, it may include both union and non-union rates. Example: SULA2012-007 5/13/2014. SU indicates the rates are survey rates based on a weighted average calculation of rates and are not majority rates. LA indicates the State of Louisiana. 2012 is the year of survey on which these classifications and rates are based. The next number, 007 in the example, is an internal number used in producing the wage determination. 5/13/2014 indicates the survey completion date for the classifications and rates under that identifier.

Survey wage rates are not updated and remain in effect until a new survey is conducted.

## Union Average Rate Identifiers

Classification(s) listed under the UAVG identifier indicate that no single majority rate prevailed for those classifications; however, 100% of the data reported for the classifications was union data. EXAMPLE: UAVG-OH-0010 08/29/2014. UAVG indicates that the rate is a weighted union average rate. OH indicates the state. The next number, 0010 in the example, is an internal number used in producing the wage determination. 08/29/2014 indicates the survey completion date for the classifications and rates under that identifier.

A UAVG rate will be updated once a year, usually in January of each year, to reflect a weighted average of the current negotiated/CBA rate of the union locals from which the rate is based.

---

### WAGE DETERMINATION APPEALS PROCESS

1.) Has there been an initial decision in the matter? This can be:

- \* an existing published wage determination
- \* a survey underlying a wage determination
- \* a Wage and Hour Division letter setting forth a position on a wage determination matter
- \* a conformance (additional classification and rate) ruling

On survey related matters, initial contact, including requests for summaries of surveys, should be with the Wage and Hour Regional Office for the area in which the survey was conducted because those Regional Offices have responsibility for the Davis-Bacon survey program. If the response from this initial contact is not satisfactory, then the process described in 2.) and 3.) should be followed.

With regard to any other matter not yet ripe for the formal process described here, initial contact should be with the Branch of Construction Wage Determinations. Write to:

Branch of Construction Wage Determinations  
Wage and Hour Division  
U.S. Department of Labor  
200 Constitution Avenue, N.W.  
Washington, DC 20210

2.) If the answer to the question in 1.) is yes, then an interested party (those affected by the action) can request review and reconsideration from the Wage and Hour Administrator (See 29 CFR Part 1.8 and 29 CFR Part 7). Write to:

Wage and Hour Administrator  
U.S. Department of Labor  
200 Constitution Avenue, N.W.  
Washington, DC 20210

The request should be accompanied by a full statement of the interested party's position and by any information (wage payment data, project description, area practice material, etc.) that the requestor considers relevant to the issue.

3.) If the decision of the Administrator is not favorable, an interested party may appeal directly to the Administrative Review Board (formerly the Wage Appeals Board). Write to:

Administrative Review Board  
U.S. Department of Labor  
200 Constitution Avenue, N.W.  
Washington, DC 20210

4.) All decisions by the Administrative Review Board are final.

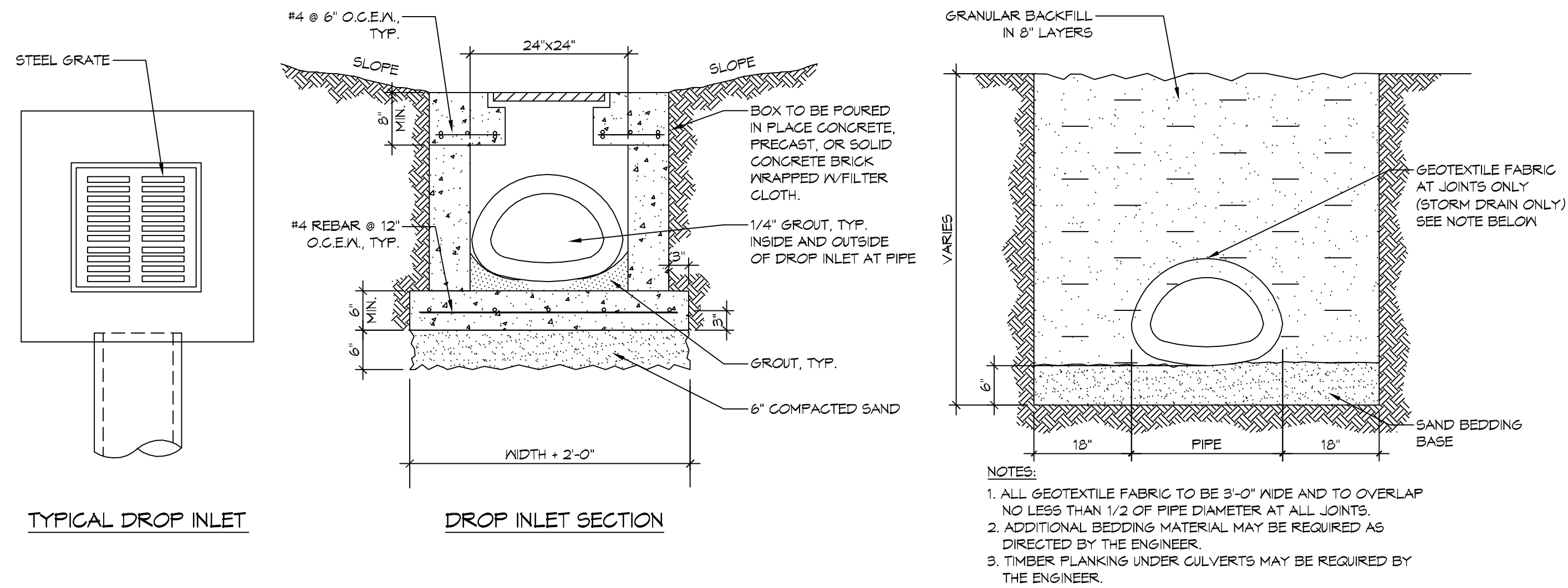
=====  
END OF GENERAL DECISION







THE NAME, ADDRESS, CITY OF SLIDELL, MISSISSIPPI, AND THE DATE OF THIS PERMIT SHALL BE THE PROPERTY OF THE CITY OF SLIDELL, MISSISSIPPI. ANY REVISIONS TO THIS PERMIT SHALL BE THE PROPERTY OF THE CITY OF SLIDELL, MISSISSIPPI.



**A DROP INLET AND PIPE BEDDING**  
SCALE: N.T.S.

TYPICAL CULVERT IN DITCH

- ### NOTES
- AS-BUILT DRAWINGS AND/OR PLATS SHALL HAVE WRITTEN ON THEM THE DATE OF COMPLETION OF SAID ACTIVITIES AND SHALL BE SUBMITTED TO THE LOUISIANA DEPARTMENT OF NATURAL RESOURCES, OFFICE OF COASTAL MANAGEMENT, P.O. BOX 44487, BATON ROUGE, LA 70804-4487 WITHIN 30 DAYS FOLLOWING PROJECT COMPLETION.
  - ALL STRUCTURES BUILT UNDER THE AUTHORIZATION AND CONDITIONS OF THIS PERMIT SHALL BE REMOVED FROM THE SITE WITHIN 120 DAYS OF ABANDONMENT OF THE FACILITIES FOR THE HEREIN PERMITTED USE, OR WHEN THESE STRUCTURES FALL INTO A STATE OF DISREPAIR SUCH THAT THEY CAN NO LONGER FUNCTION AS INTENDED. THIS CONDITION DOES NOT PRECLUDE THE NECESSITY FOR REVISING THE CURRENT PERMIT OR OBTAINING A SEPARATE COASTAL USE PERMIT, SHOULD ONE BE REQUIRED, FOR SUCH REMOVAL ACTIVITIES.
  - STRUCTURES MUST ALSO BE MARKED/LIGHTED IN ACCORDANCE WITH U.S. COAST GUARD REGULATIONS.
  - IN ORDER TO ENSURE THE SAFETY OF ALL PARTIES, THE PERMITEE SHALL CONTACT THE LOUISIANA ONE CALL SYSTEM (1-800-212-3020) A MINIMUM OF 48 HOURS PRIOR TO THE COMMENCEMENT OF ANY EXCAVATION (DIGGING, DREDGING, JETTING, ETC.) OR DEMOLITION ACTIVITY.

### GENERAL NOTES

CONCRETE MIX DESIGN	
MIX FOR ONE CUBIC YARD OF FIBER-REINFORCED CONCRETE	
28 DAY STRENGTH	4000 PSI
CEMENT (ASTM C-150, TYPE I/II)	4.64 BAGS (436 LBS.)
FLY ASH (ASTM C-618)	1.16 BAGS (109 LBS.)
GRAVEL (ASTM C-33, GRADE A)	1775 LBS.
SAND (ASTM C-33)	1226 LBS.
WATER (POTABLE)	30 GALLONS (250 LBS.) TYPE A
WATER REDUCER (ASTM C-494)	16.95 LBS.
AIR ENTRAINMENT	5% BY VOLUME, USE PER MANUFACTURER'S SPECS.
FIBER REINFORCEMENT	1.5 LBS./CY MICROFIBERS, AS SPECIFIED BELOW

FIBER REINFORCEMENT FOR ALL CONCRETE SIDEWALKS AND DRIVEWAYS SHALL BE MATRIX MONOFILAMENT MICROFIBER AS MANUFACTURED BY FRG INDUSTRIES OR APPROVED EQUAL, APPLIED THROUGHOUT THE CONCRETE MIXTURE WITH 6X6 WELDED WIRE FABRIC. ALTERNATE PRODUCTS MUST BE PREAPPROVED BY THE CITY ENGINEER IN WRITING. CELLULOSE (TREATED OR UNTREATED), AR GLASS, NYLON AND POLYESTER FIBERS ARE SPECIFICALLY PROHIBITED FROM USE.

CONTRACTOR SHALL FURNISH ALL MATERIALS, LABOR AND EQUIPMENT NEEDED TO CONSTRUCT HANDICAP RAMPS AT INTERSECTIONS, MEDIANS OR AS DIRECTED BY THE CITY ENGINEER. THE CONCRETE USED TO CONSTRUCT THE RAMPS SHALL BE FOUR (4") INCH THICK 4000-PSI AT 28 DAYS. WHERE NECESSARY OR AS DIRECTED BY THE CITY ENGINEER, EXISTING SIDEWALK SHALL BE REMOVED AND REPLACED WITH NEW PORTLAND CEMENT CONCRETE SIDEWALK AND TRUNCATED DOME TILE, AS STIPULATED ACCORDING TO AMERICAN DISABILITY ACT REQUIREMENT. TRUNCATED DOME TILE SHALL BE MINIMUM 1/2-INCH THICK WITH EMBEDDED TRUNCATED DOMES, 3-INCHES ON CENTER THROUGH ENTIRE LENGTH OF TILE. TILE SURFACE SHALL BE COVERED WITH PROTECTIVE PLASTIC SHEETING. EACH HANDICAP RAMP SHALL CONSIST OF ONLY ONE TILE, WHICH SHALL BE ANCHORED INTO THE CONCRETE. THESE ARE A NO DIRECT PAY ITEM.

- ### NOTES
- CONTRACTOR SHALL FIELD VERIFY ALL MEASUREMENTS PRIOR TO BIDDING AND ORDERING MATERIAL.
  - CONTRACTOR SHALL ENSURE ALL EXISTING SWALES FROM RESIDENTS HAVE A CONTINUOUS FLOW TO THE NEW CATCH BASIN.
  - SIDEWALKS SHALL BE LOCATED AS NOTED. FIELD VERIFY WITH CITY ENGINEERING AND DAMMON ENGINEERING PRIOR TO FORMING. SCALING DIMENSION TO PRELIMINARY LOCATE SIDEWALKS IS PERMITTED.
  - MUCK OUT EXISTING DITCHES AND CUT TREE ROOTS TO ENSURE PROPER INVERTS ARE MET TO HAVE PROPER DRAINAGE.
  - ALL SIDEWALKS SHALL BE CONSTRUCTED OF PORTLAND CEMENT CONCRETE AND HAVE A MINIMUM THICKNESS OF 4".
  - SAND BASE COURSE (TYP.) SHALL HAVE A MINIMUM OF 6" THICK COMPACTED TO 95% STANDARD PROCTOR.
  - FIELD VERIFY SYNTHETIC FIBER REINFORCING IN ACCORDANCE WITH ASTM C-1116 IN ALL CONCRETE SIDEWALKS.
  - ALL SIDEWALKS SHALL BE SCORED TO A DEPTH OF 3/4" AT FIVE FOOT INTERVALS.
  - ALL SIDEWALKS SHALL BE SLOPED 1/4" MAX CROSS SLOPE TO THE ADJACENT STREET OR DRIVEWAY.
  - ELEVATIONS SHOWN ARE M.S.L.
  - FIELD VERIFY ALL ELEVATIONS AND DRAINAGE SYSTEM PLACEMENT PRIOR TO START OF WORK.

**TRAFFIC CONTROLS:**  
ANY WORK WITHIN THE ROADWAY OR ADJACENT TO THE ROADWAY CAUSING AN INTERFERENCE TO VEHICULAR TRAFFIC REQUIRES PRIOR APPROVAL FROM THE CITY OF SLIDELL, AND MUST CONFORM TO THE REQUIREMENTS SET FORTH BY THE MANUAL OF UNIFORM TRAFFIC CONTROL DEVICES. THE CONTRACTOR MUST FURNISH ALL NECESSARY TRAFFIC SIGNS AND/OR BARRICADES AND MAINTAIN THEM DURING CONSTRUCTION ACTIVITY.

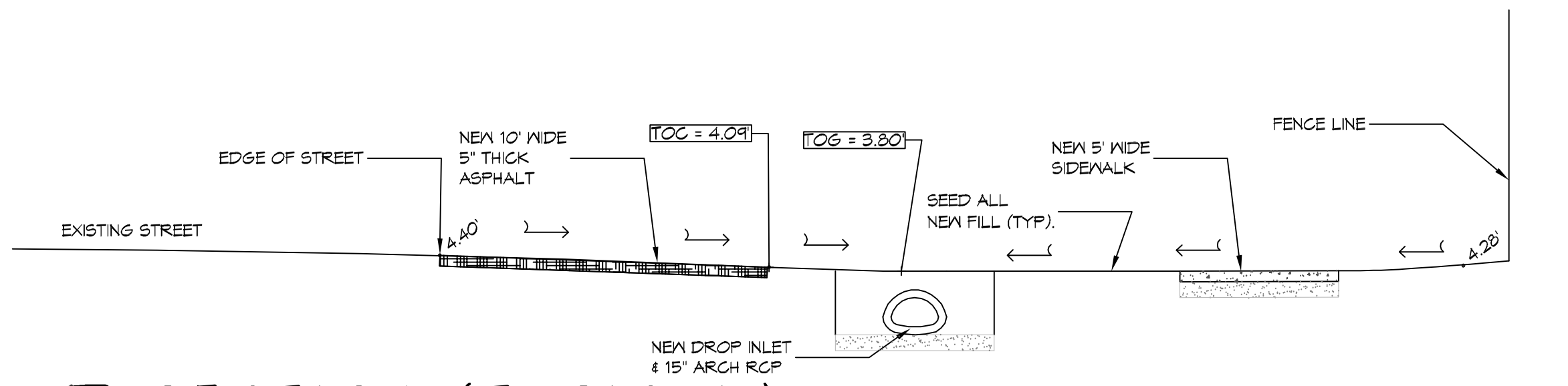
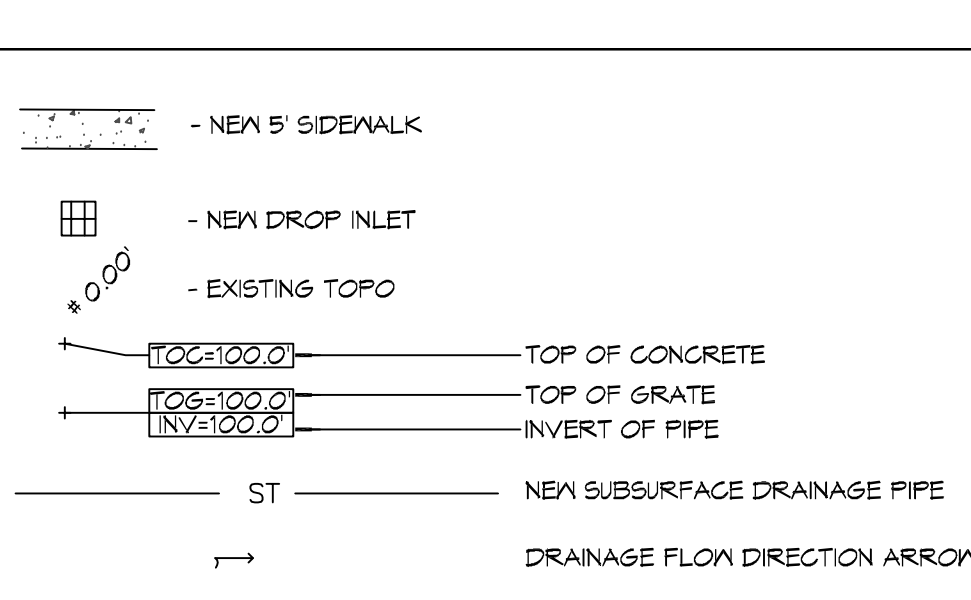
### ASPHALT PAVING

- SEE ASPHALT CONCRETE PAVEMENT TYPE 3 IN THE SPEC SECTION OF THE QUOTE PACKAGE.
- WHEN NEW PAVING INTERSECTS OR MEETS EXISTING PAVING THAT IS TO REMAIN, THE GRADES OF THE NEW PAVING SURFACE SHALL MATCH THE GRADE OF THE EXISTING PAVING. SAW CUT EXISTING PAVING USING A CONCRETE CUTTING TYPE SAW TO MAKE A TRUE STRAIGHT LINE WHERE NEEDED (NO DIRECT PAYMENT).
- WHEN NEW PAVING INTERCEPTS OR MEETS SIDEWALKS, THE CONTRACTOR SHALL INSTALL FIBER EXPANSION BOARD (NO DIRECT PAYMENT).
- JOB MIX FORMULA PER LOUISIANA STANDARD SPECIFICATIONS FOR ROADS AND BRIDGES, 2000 EDITION, AND SPECIFICATIONS.

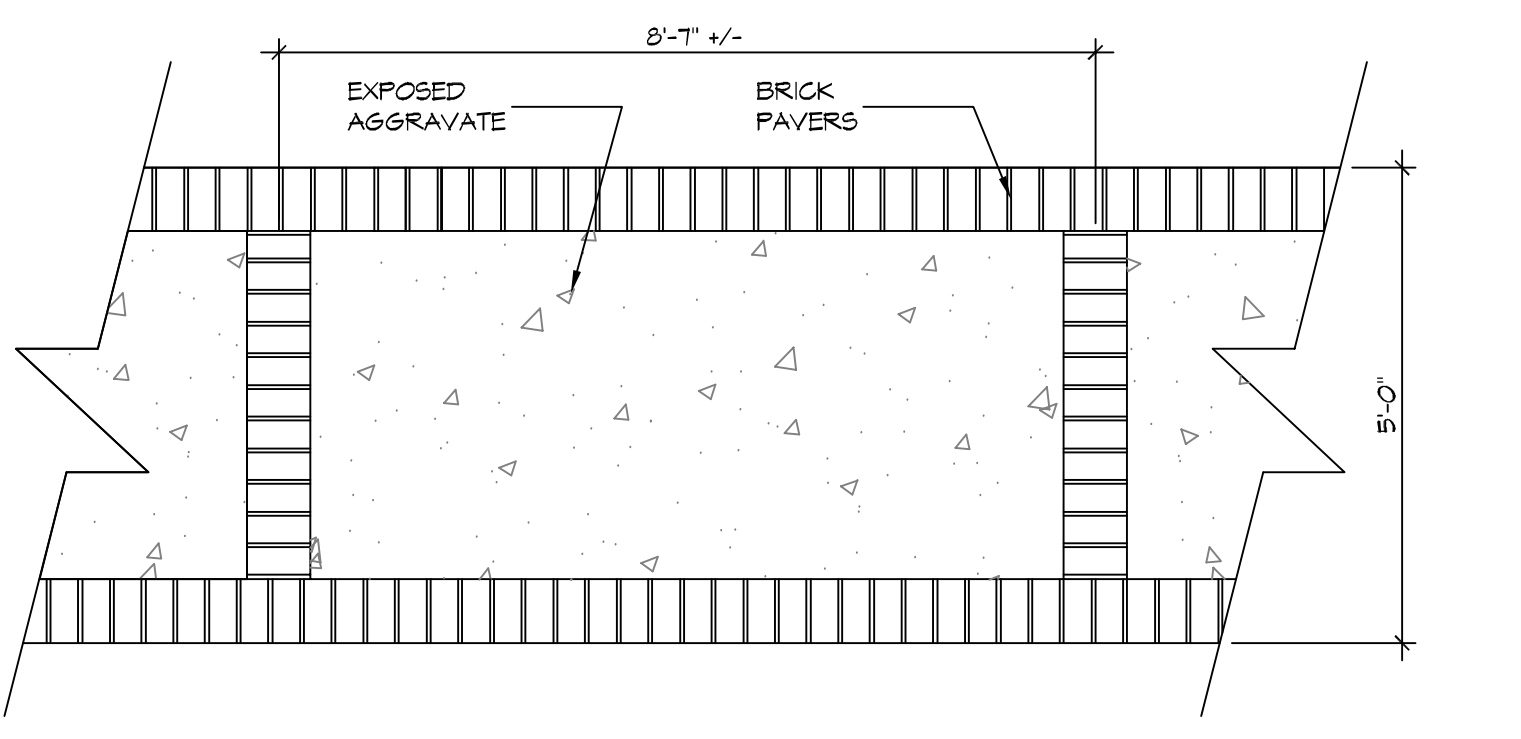
### PAINTED STRIPING

- FURNISH AND APPLY WHITE OR YELLOW PAINT FOR PAVEMENT STRIPING IN ACCORDANCE WITH PLAN DETAILS AND THE LOUISIANA STANDARD SPECIFICATIONS FOR ROADS AND BRIDGES, 2016 EDITION, SECTION 7B1.
- APPLY PAINT AT A THICKNESS OF 22 MILS NET TO PRODUCE A LINE OF 15 MILS THICK WHEN DRY.

### SITE LEGEND



**C TYPICAL SIDEWALK DETAILS**  
SCALE: N.T.S.



**E TYPICAL SIDEWALK PLAN**  
SCALE: 1/2" = 1'-0"



**D TYPICAL SIDEWALK VIEW**  
SCALE: N.T.S.

**DAMMON ENGINEERING, INC.**  
 LOUISIANA & MISSISSIPPI  
 Chief Engineer: Brian A. Misch, PE  
 554 Old Spanish Trail  
 Slidell, LA 70488  
 www.dammonengineering.com  
 info@dammonengineering.com  
 PH: 985.649.5832 F: 985.641.1950

#	DESCRIPTION	DATE

SEAL:

**CDBG SIDEWALKS AND DRAINAGE IMPROVEMENTS ON 2ND STREET - PHASE II**  
 CITY OF SLIDELL, LA.  
 JOB No: 2322 DATE: 02-09-2017  
 DRAWN BY: BAW  
 CHECKED BY: GCD

SHEET TITLE:  
GENERAL NOTES AND DETAILS

DRAWING NUMBER:

**C104**

SHEET No: 5 of 6

PANEL: LP-1 LOCATION: EXISTING FEEDER SOURCE: CLECO				PANEL: 120/240V, 200A 1Ø, 3W; 1V/200A MAIN BRKR SURFACE MOUNTED, NEMA 3R W/EQUIPMENT GND BAR;											
CKT. NO.	THHN WIRE SIZE	LOAD DESCRIPTION		BREAKER		LOAD (VA)	AØ	BØ	LOAD (VA)	BREAKER		LOAD DESCRIPTION		THHN WIRE SIZE	CKT. NO.
		LOCATION	AMP	POLE	POLE					AMP	LOCATION	AMP	POLE		
1		TENNIS COURT LIGHTING		150	2					2	125	RESTROOMS			2
3		TENNIS COURT LIGHTING										TENNIS COURT LIGHTING			4
5		EXISTING BREAKER		20	1				780	1	15**	NEW STREET LIGHTS		#8*	6
7		EXISTING BREAKER		20	1					1		SPACE			8
						TOTAL CONNECTED LOAD (VA)= 11,790									
SOLID NEUTRAL NEUTRAL WIRE (N)						AØ=5.945			BØ=5.745			GROUND BUS GROUND WIRE (G)			

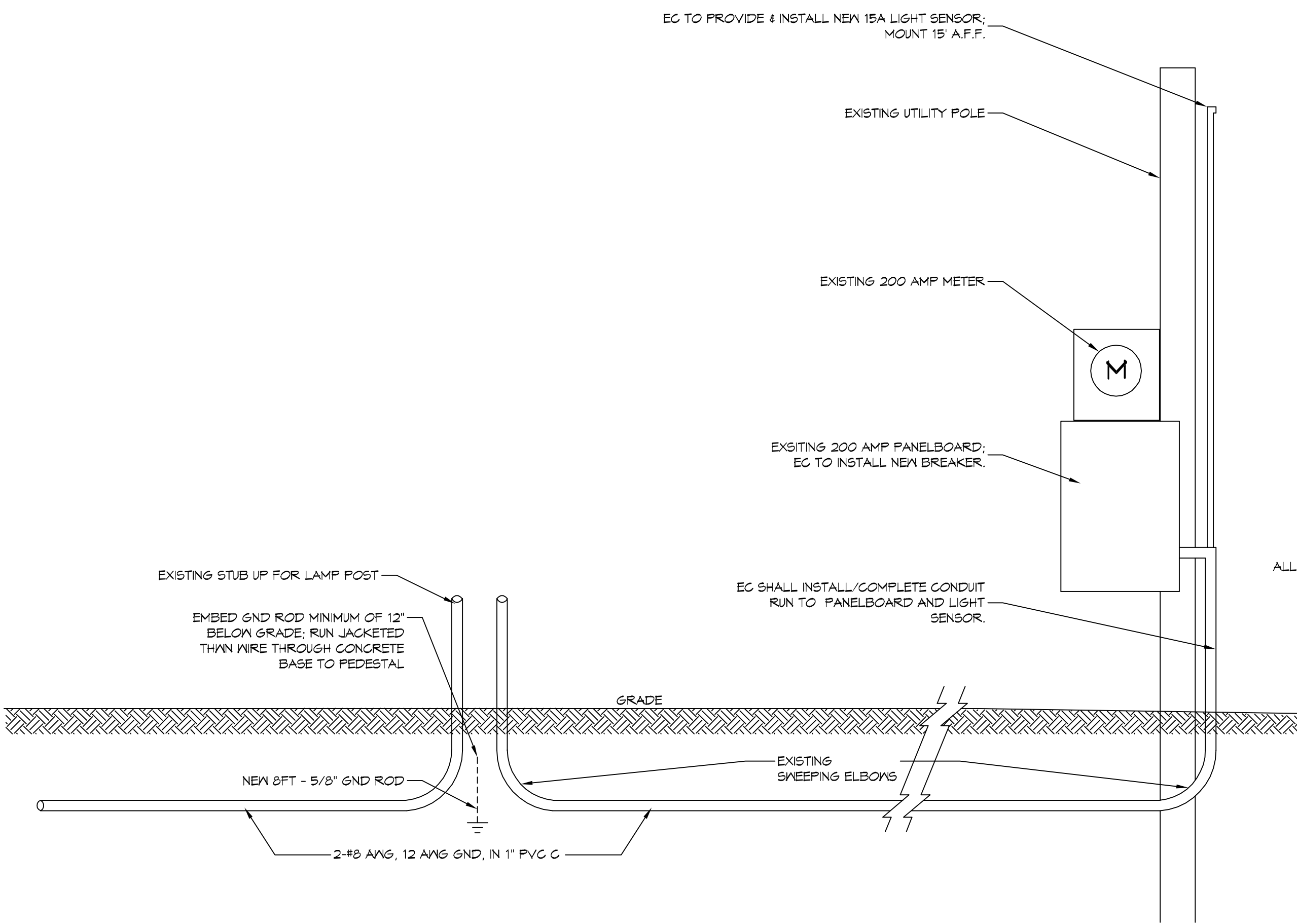
\* USE #8 FOR THE FIRST 400 FT THEN REDUCE WIRE SIZE TO #10 FOR THE REMAINDER OF THE RUN(S)  
\*\* BREAKER MUST ACCEPT #8 WIRE; MATCH AIC RATING OF PANELBOARD.

### LIGHT FIXTURE SCHEDULE

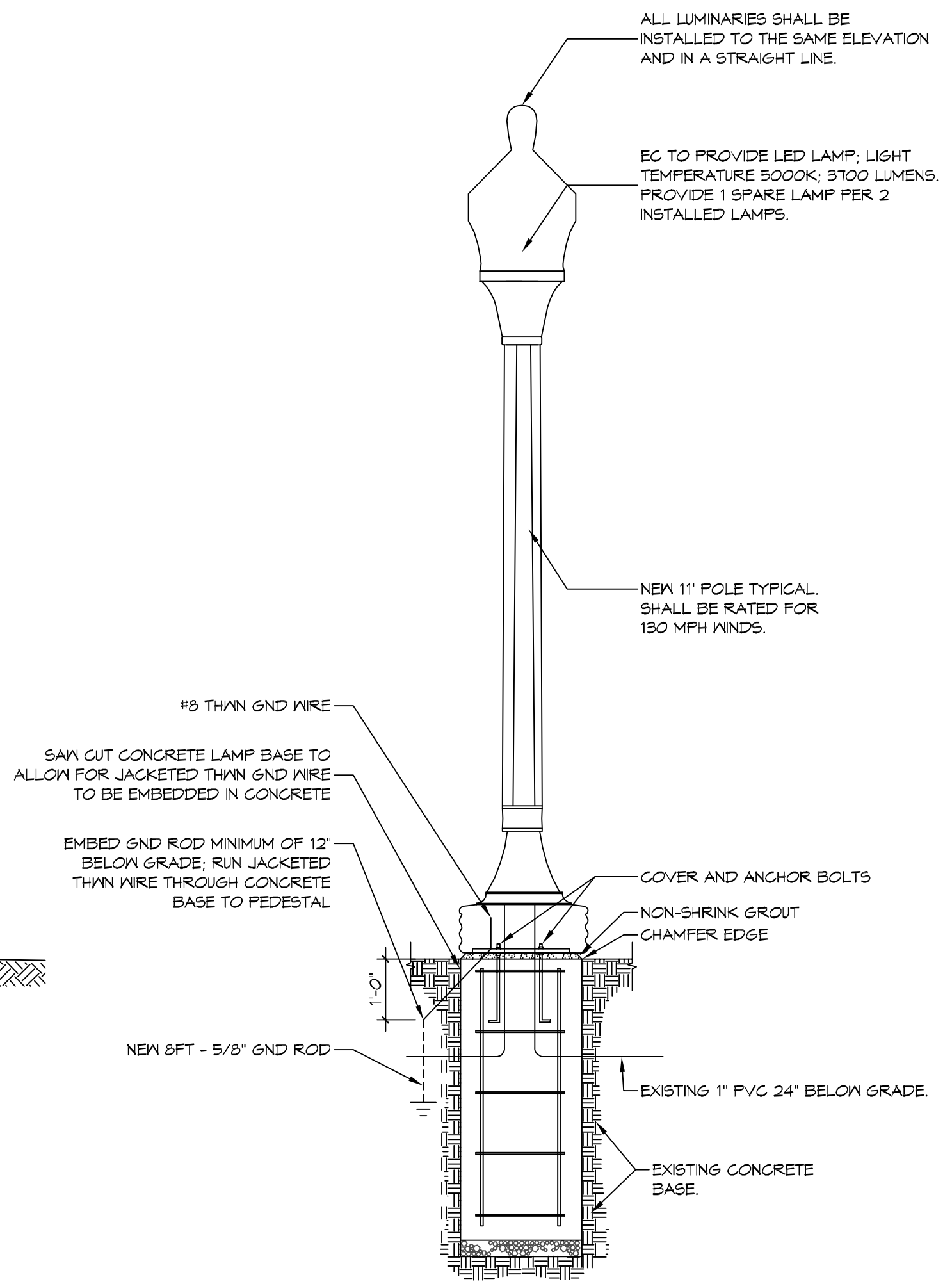
MARK	QUANTITY	DESCRIPTION
F1	14	ST. CHARLES LIGHT POLE, 11 FT. POST WITH SINGLE ACORN GLOBE AND SOCKET, BLACK, 59W CFL LAMP; NOTE: GC SHALL PROVIDE LIGHT POLE WITH MOUNTING HARDWARE AND GROUT TO SET POLES, ELECTRICIAN SHALL PROVIDE LABOR TO INSTALL LIGHT POLE, LAMPS, GROUND ROD AND WIRING FOR INSTALLATION.

### ELECTRICAL NOTES

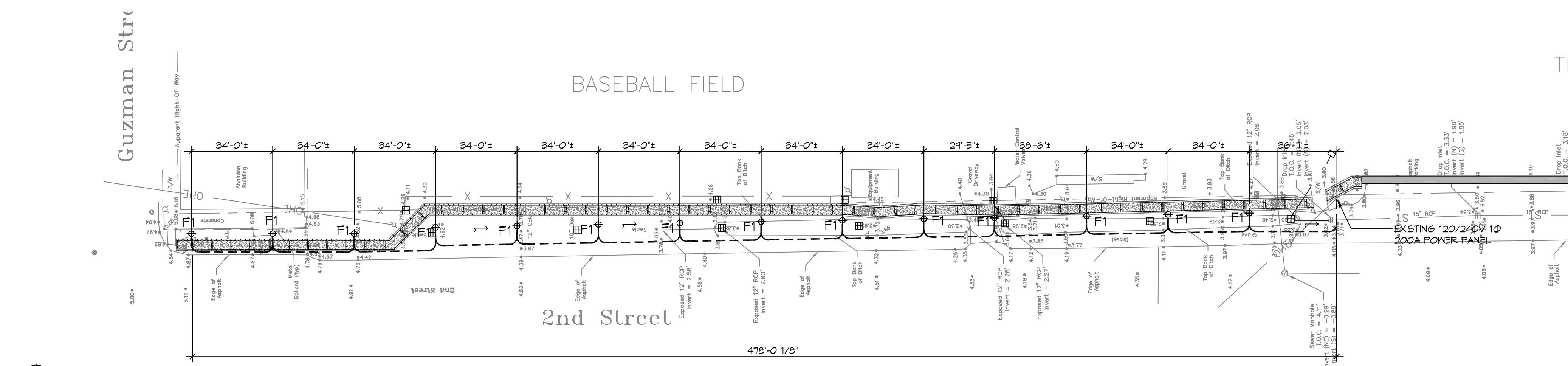
- ALL WORK SHALL CONFORM TO THE LATEST EDITION OF THE NATIONAL ELECTRICAL CODE, THE GOVERNING ELECTRICAL CODE AND ALL OTHER INSPECTION DEPARTMENTS HAVING JURISDICTION. OBTAIN CERTIFICATES OR APPROVAL WHERE REQUIRED.
- ALL MATERIALS FURNISHED SHALL BE NEW AND SHALL BE U.L. LISTED. THE DRAWINGS INDICATE SIZE AND GENERAL LOCATION OF WORK. SCALE DIMENSIONS SHALL NOT BE USED.
- PRIOR TO BIDDING, CONTRACTOR SHALL VISIT THE JOB SITE AND FAMILIARIZE THEMSELVES WITH THE EXISTING CONDITIONS.
- ELECTRICAL CONTRACTOR SHALL COORDINATE HIS WORK WITH OTHER TRADES AND WITH OTHER CONTRACTORS WHOSE WORK MAY AFFECT THIS INSTALLATION.
- ELECTRICAL CONTRACTOR SHALL USE EXISTING INCOMING ELECTRICAL SERVICE AND PANELBOARD.
- ELECTRICAL CONTRACTOR, BEFORE INSTALLING ANY OF THE WORK, SHALL SEE THAT IT DOES NOT INTERFERE WITH CLEARANCES REQUIRED FOR DRAINAGE OR SIDEWALKS.
- PERFORM TEST REQUIRED BY THE OWNER OR THE ENGINEER IN CONNECTION WITH THE OPERATION OF THE ELECTRICAL SYSTEM. ALL TESTS SHALL BE MADE IN ACCORDANCE WITH THE LATEST STANDARD OF THE IEEE AND THE NATIONAL ELECTRICAL CODE.
- MINIMUM CONDUCTOR SIZE SHALL BE #8, 600V INSULATION UNLESS NOTED OTHERWISE. MINIMUM SIZE CONDUIT SHALL BE 1" PVC FOR EXTERIOR USE. USE TYPE THHN COPPER WIRE BELOW GRADE AND THHN COPPER WIRE FOR ABOVE GRADE.
- INSTALL GROUND FAULT RECEPTACLES AT EXTERIOR RECEPTACLE LOCATIONS. EXTERIOR RECEPTACLES AND COVERS SHALL BE WEATHERPROOF.
- BONDING AND GROUNDING SHALL BE IN ACCORDANCE WITH NFPA 70:250-65, NFPA 250-23, 250-11 & 250-12.
- GROUND NEUTRAL IN ACCORDANCE WITH NFPA 70:250-23B.
- ALL LIGHT FIXTURES SHALL BE INSTALLED AT THE SAME ELEVATION AND IN A STRAIGHT LINE.
- ALL LAMP POST BASES SHALL BE SAW CUT TO ACCEPT A GROUND WIRE THROUGH THE CONCRETE BASE.



2 TYPICAL SUB-SURFACE CONDUIT  
SCALE: 1/2" = 1'-0"



3 TYPICAL LAMP MOUNT  
SCALE: N.T.S.



1 ELECTRICAL - SITE PLAN OF 2ND STREET - EAST SIDE  
SCALE: 1" = 30'

**DAMMON ENGINEERING, INC.**  
LOUISIANA & MISSISSIPPI  
www.dammonengineering.com  
info@dammonengineering.com  
554 Old Spanish Trail  
Slidell, LA 70688  
PH: 985.641.1990

REVISIONS	DATE
# DESCRIPTION	

SEAL:  
STATE OF LOUISIANA  
BRIAN A. MISTICH  
LICENSE NO. 35117  
2-9-2018

CDBG SIDEWALKS AND DRAINAGE IMPROVEMENTS ON 2ND STREET - PHASE II  
CITY OF SLIDELL, LA.  
JOB NO: 2322 DATE: 02-09-2018  
DRAWN BY: BAX  
CHECKED BY:

SHEET TITLE:  
ELECTRICAL SITE PLAN OF 2ND STREET - EAST SIDE  
DRAWING NUMBER:  
**E101**  
SHEET No: 6 of 6