

**CONCRETE MIX DESIGN**

MIX FOR ONE CUBIC YARD OF FIBER-REINFORCED CONCRETE

28 DAY STRENGTH	4000 PSI
CEMENT (ASTM C-150, TYPE III)	4.64 BAGS (436 LBS.)
FLY ASH (ASTM C-618)	1.16 BAGS (109 LBS.)
GRAVEL (ASTM C-33, GRADE A)	1775 LBS.
SAND (ASTM C-33)	1226 LBS.
WATER (POTABLE)	30 GALLONS (250 LBS.)
TYPE A WATER REDUCER (ASTM C-494)	16.35 LBS.
AIR ENTRAINMENT SPECIFICATIONS	5% BY VOLUME, USE PER MANUFACTURERS
FIBER REINFORCEMENT	1.5 LBS/CY MICROFIBERS, AS SPECIFIED BELOW

FIBER REINFORCEMENT FOR ALL CONCRETE SIDEWALKS AND DRIVEWAYS SHALL BE MATRIX MONOPILAMENT MICROFIBER AS MANUFACTURED BY FRC INDUSTRIES OR APPROVED EQUAL, APPLIED THROUGHOUT THE CONCRETE MIXTURE. ALTERNATE PRODUCTS MUST BE PRE-APPROVED BY THE CITY ENGINEER. IN WRITING, CELLULOSE (TREATED OR UNTREATED), AR GLASS, NYLON AND POLYESTER FIBERS ARE SPECIFICALLY PROHIBITED FROM USE.

CONTRACTOR SHALL FURNISH ALL MATERIALS, LABOR AND EQUIPMENT NEEDED TO CONSTRUCT HANDICAP RAMPS, AT INTERSECTIONS, MEDIANS, OR AS DIRECTED BY THE CITY ENGINEER. THE CONCRETE USED TO CONSTRUCT THE RAMPS SHALL BE SIX (6) INCH THICK 4000-PSI AT 28 DAYS WHERE NECESSARY OR AS DIRECTED BY THE CITY ENGINEER. EXISTING SIDEWALK SHALL BE REMOVED AND REPLACED WITH NEW PORTLAND CEMENT CONCRETE SIDEWALK AND TRUNCATED DOME TILE, AS STIPULATED ACCORDING TO AMERICAN DISABILITY ACT REQUIREMENT.

TRUNCATED DOME TILE SHALL BE MINIMUM 1/4-INCH THICK WITH EMBEDDED TRUNCATED DOMES, 3-INCHES ON CENTER THROUGH ENTIRE LENGTH OF TILE. TILE SURFACE SHALL BE COVERED WITH PROTECTIVE PLASTIC SHEETING. EACH HANDICAP RAMP SHALL CONSIST OF ONLY ONE TILE, WHICH SHALL BE ANCHORED INTO THE CONCRETE. THESE ARE A NO DIRECT PATTERN.

**NOTES:**

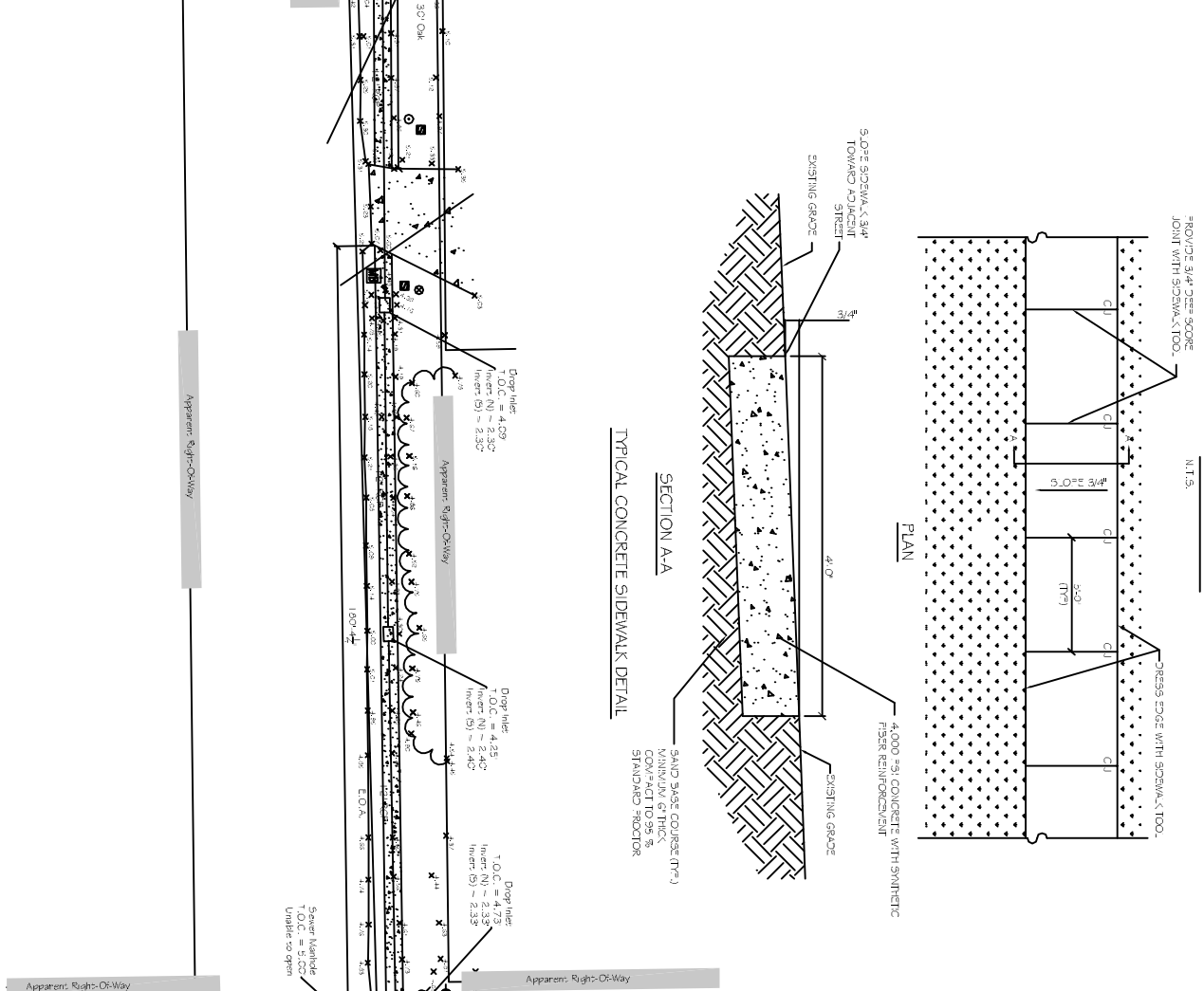
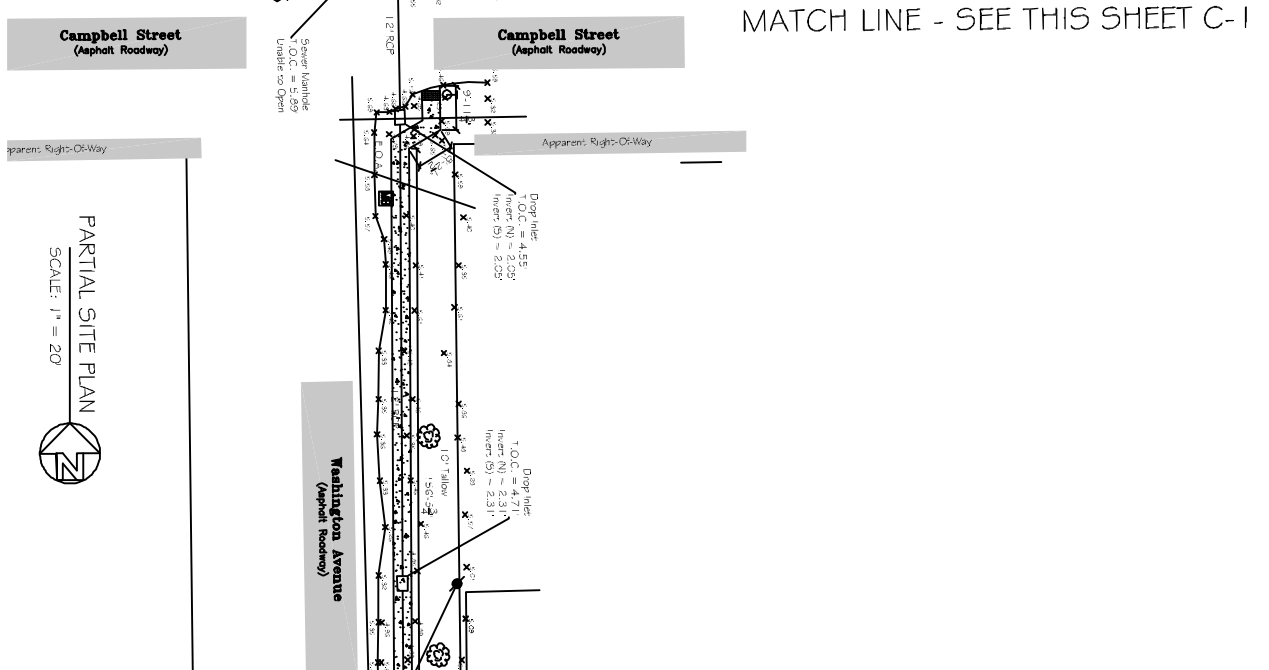
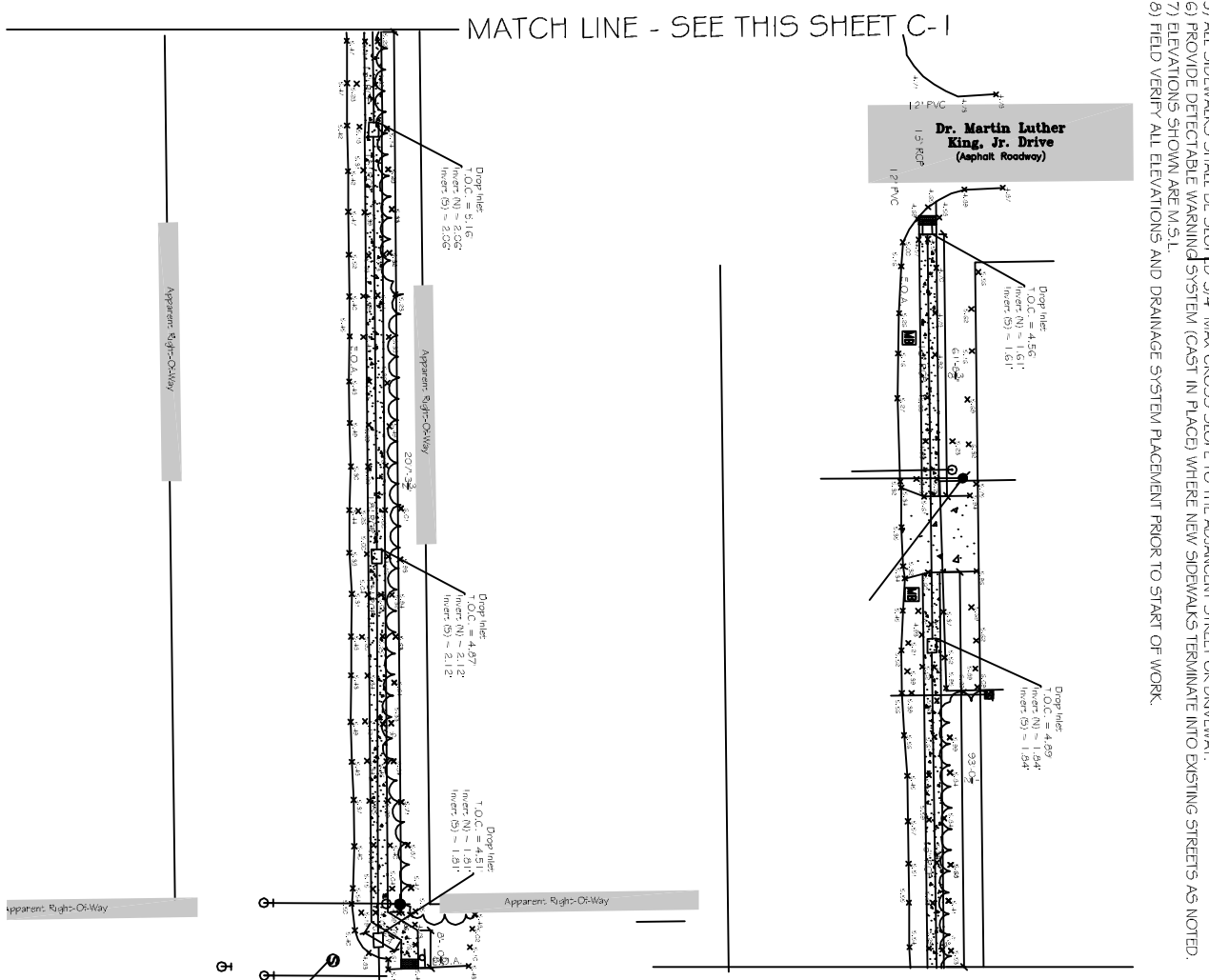
- 1) SIDEWALKS SHALL BE LOCATED AS NOTED. FIELD VERIFY WITH CITY ENGINEERING AND DAMMON ENGINEERING PRIOR TO FORMING.
- 2) SCALING DIMENSION TO REINFORCEMENT LOCATE SIDEWALKS IS PERMITTED.
- 3) ALL SIDEWALKS SHALL BE CONSTRUCTED OF PORTLAND CEMENT CONCRETE AND HAVE A MINIMUM THICKNESS OF 4".
- 4) SAND BASE COURSE (TYP.) SHALL HAVE A MINIMUM OF 6" THICK COMPACTED TO 95% STANDARD PROCTOR.
- 5) PROVIDE SYNTHETIC FIBER REINFORCING IN ACCORDANCE WITH ASTM C 1111.6 IN ALL CONCRETE SIDEWALKS.
- 6) ALL SIDEWALKS SHALL BE SLOPED TO A DEPTH OF 3/4" AT FIVE FOOT INTERVALS.
- 7) ALL SIDEWALKS SHALL BE SLOPED 3/4" MAX CROSS SLOPE TO THE ADJACENT STREET OR DRIVEWAY.
- 8) PROVIDE DETECTABLE WARNING SYSTEM (CAST IN PLACE) WHERE NEW SIDEWALKS TERMINATE INTO EXISTING STREETS AS NOTED.
- 9) ELEVATIONS SHOWN ARE M.S.L.
- 10) FIELD VERIFY ALL ELEVATIONS AND DRAINAGE SYSTEM PLACEMENT PRIOR TO START OF WORK.

**TRAFFIC CONTROLS:**

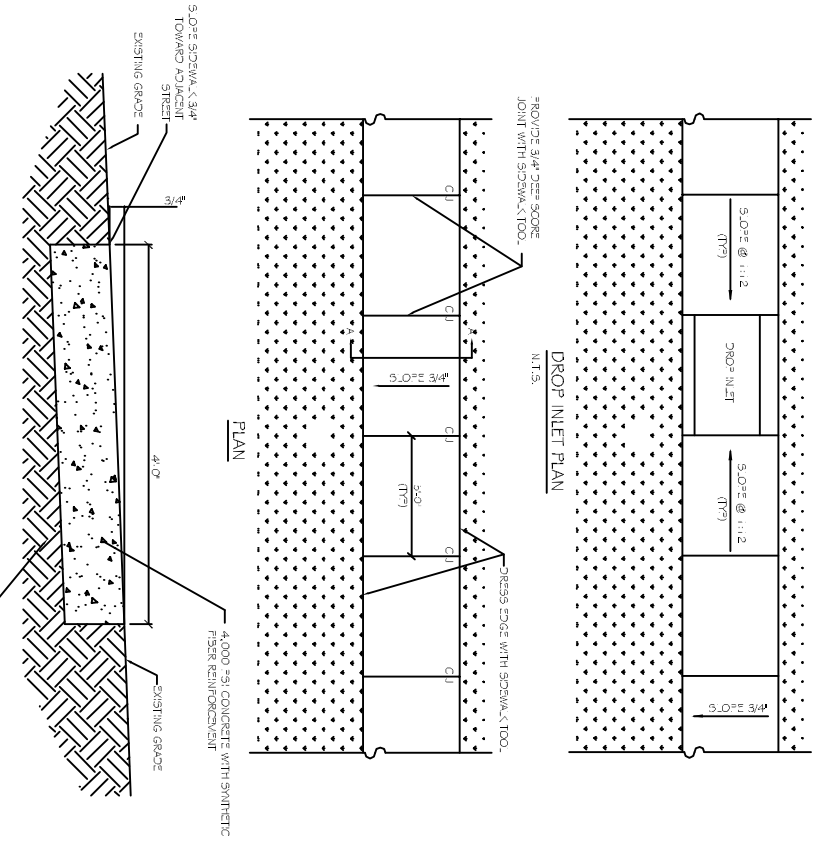
ANY WORK WITHIN THE ROADWAY OR ADJACENT TO THE ROADWAY CAUSING AN INTERFERENCE TO VEHICULAR TRAFFIC REQUIRES PRIOR APPROVAL FROM THE CITY OF SLIDELL, AND MUST CONFORM TO THE REQUIREMENTS SET FORTH BY THE MANUAL OF UNIFORM TRAFFIC CONTROL DEVICES. THE CONTRACTOR MUST FURNISH ALL NECESSARY TRAFFIC SIGNS AND/OR BARRICADES AND MAINTAIN THEM DURING CONSTRUCTION ACTIVITY.

**LEGEND**

- EXISTING TOPO
- ALL SIDEWALKS INTERSECTING A ROADWAY SHALL BE SLOPED @ 1:12 AND HAVE A DETECTABLE WARNING SYSTEM (CAST IN PLACE)
- NEW 4" SIDEWALK



**SECTION A-A**  
TYPICAL CONCRETE SIDEWALK DETAIL



PARTIAL SITE PLAN  
SCALE: 1" = 20'



#	DESCRIPTION	DATE

**CITY OF SLIDELL, LA**  
**CDBG SIDEWALK IMPROVEMENTS**  
WASHINGTON AVE

JOB No: 2164    DATE: 07-10-13  
DRAWN BY: CD    CHECKED BY: CD

CHIEF ENGINEER: EMMETT DAMMON, P.E.  
CHIEF ARCHITECT: KEVIN KINCHEN  
554 OLD SPANISH TRAIL  
SLIDELL, LA 70458

dammonengineering.com  
dammoneng@bellsouth.net  
PHONE: 985-649-5832  
FAX: 985-641-5950

PARTIAL SITE PLAN  
SHEET No: 2 OF 3  
**C1**