

- LEGEND**
- NEW WALL - [Symbol]
  - NEW 1 HOUR RATED WALL - [Symbol]
  - EXISTING WALL - [Symbol]
  - CURTAIN WALL - [Symbol]
  - SECURITY ACCESS DOOR - [Symbol]
  - (SCANNER BY OTHERS) - [Symbol]

**FOURTH FLOOR PLAN**  
SCALE: 1/8" = 1'-0"

**FINISH SCHEDULE**

ROOM	FLOOR	BASE	WALLS	CEILING	DIG HIT	REMARKS
400	CONCRETE	VINYL	GYPSUM BOARD	FRP BOARD	9'-0"	
401	VINYL TILE	WOOD	GREENBOARD	FRP BOARD	9'-0"	
402	CARPET	NONE	CERAMIC TILE	FRP BOARD	9'-0"	
403	CERAMIC TILE	VINYL	PAINT	FRP BOARD	9'-0"	
404	PAINTED WOOD	WOOD	ACOUSTIC TILE	FRP BOARD	9'-0"	
405			GYPSUM BOARD	FRP BOARD	9'-0"	
406			CERAMIC TILE	FRP BOARD	9'-0"	
407			PAINT	FRP BOARD	9'-0"	
408			ACOUSTIC TILE	FRP BOARD	9'-0"	
409			GYPSUM BOARD	FRP BOARD	9'-0"	
410			CERAMIC TILE	FRP BOARD	9'-0"	
411			PAINT	FRP BOARD	9'-0"	
412			ACOUSTIC TILE	FRP BOARD	9'-0"	
413			GYPSUM BOARD	FRP BOARD	9'-0"	
414			CERAMIC TILE	FRP BOARD	9'-0"	
415			PAINT	FRP BOARD	9'-0"	
416			ACOUSTIC TILE	FRP BOARD	9'-0"	
417			GYPSUM BOARD	FRP BOARD	9'-0"	

UNDERROUT ALL DOORS 3/4" TO ALL FLOOR PROPER EXHAUST AIR FLOW

**DOOR & HARDWARE SCHEDULE**

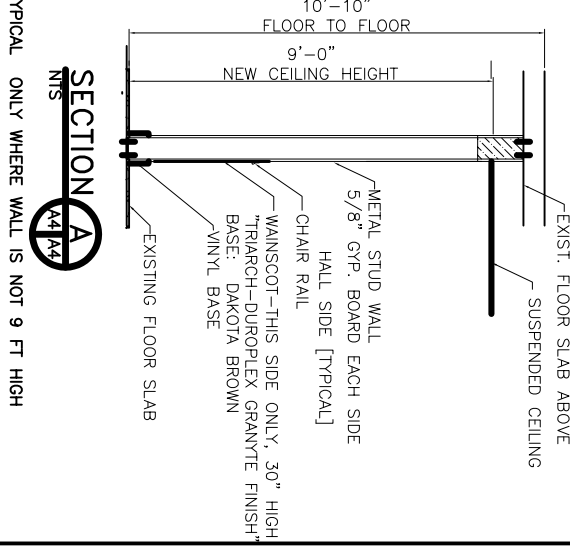
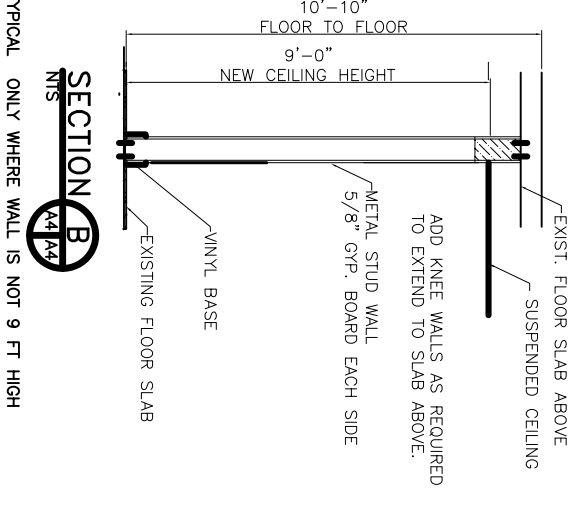
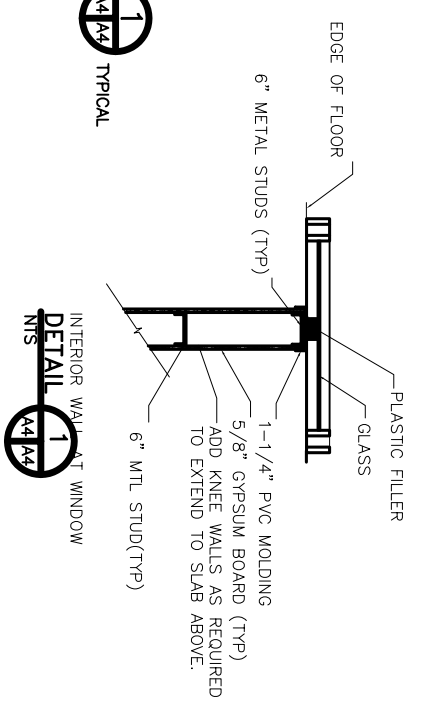
NO.	TYPE	FRAME	HINGE	LOCK	LAGGERS	REMARKS
1	DOOR	SOLID WOOD	HOLLOW	ALUM./GLASS	STEEL	EXISTING TO REMAIN - REFINISH
2	DOOR	ALUM./GLASS	STEEL	STEEL	STEEL	EXISTING - REMAIN AS REQUIRED FOR FIT
3	DOOR	STEEL	STEEL	STEEL	STEEL	EXISTING - REMAIN AS REQUIRED FOR FIT
4	DOOR	STEEL	STEEL	STEEL	STEEL	EXISTING - REMAIN AS REQUIRED FOR FIT
5	DOOR	STEEL	STEEL	STEEL	STEEL	EXISTING - REMAIN AS REQUIRED FOR FIT
6	DOOR	STEEL	STEEL	STEEL	STEEL	EXISTING - REMAIN AS REQUIRED FOR FIT

DOORS SHOWN WITH ▲ SHALL BE EQUIPPED WITH ELECTRIC STRIKE FOR CARD READER

**WINDOW SCHEDULE**

NO.	TYPE	FRAME	GLASS	LINES	LAGGERS	REMARKS
1	WINDOW	FIXED	VERTICAL SLIDE	STEEL	STEEL	APPROXIMATELY 3,700 SQ. FT.
2	WINDOW	FIXED	HORIZ. SLIDE	STEEL	STEEL	
3	WINDOW	FIXED	STORE FRONT	STEEL	STEEL	
4	WINDOW	FIXED	GLAZED	STEEL	STEEL	
5	WINDOW	FIXED	WIREGLASS	STEEL	STEEL	
6	WINDOW	FIXED	GLAZED	STEEL	STEEL	
7	WINDOW	FIXED	GLAZED	STEEL	STEEL	
8	WINDOW	FIXED	GLAZED	STEEL	STEEL	

\*FINAL SIZES TO BE DETERMINED BY VENDOR FROM FIELD MEASUREMENTS [TYP. ALL FLOORS]



RENOVATE OFFICE BUILDING

**DAMMON ENGINEERING, INC.**

1095 FLORIDA AVENUE 985-649-5832 SLIDELL, LA. 70458  
DAMMONENGINEERING.COM

**4TH FLOOR RENOVATE PLAN**

ST. TAMMANY PARISH ADMIN. COMPLEX  
520 OLD SPANISH TRAIL  
SLIDELL, LOUISIANA

REVISIONS:

- 05/17/07
- 02/19/07
- 01/23/07

SCALE: AS NOTED

FILE: \_\_\_\_\_

JOB NO. 1729

DATE: 1-8-07

SHEET A-4

OF \_\_\_\_\_