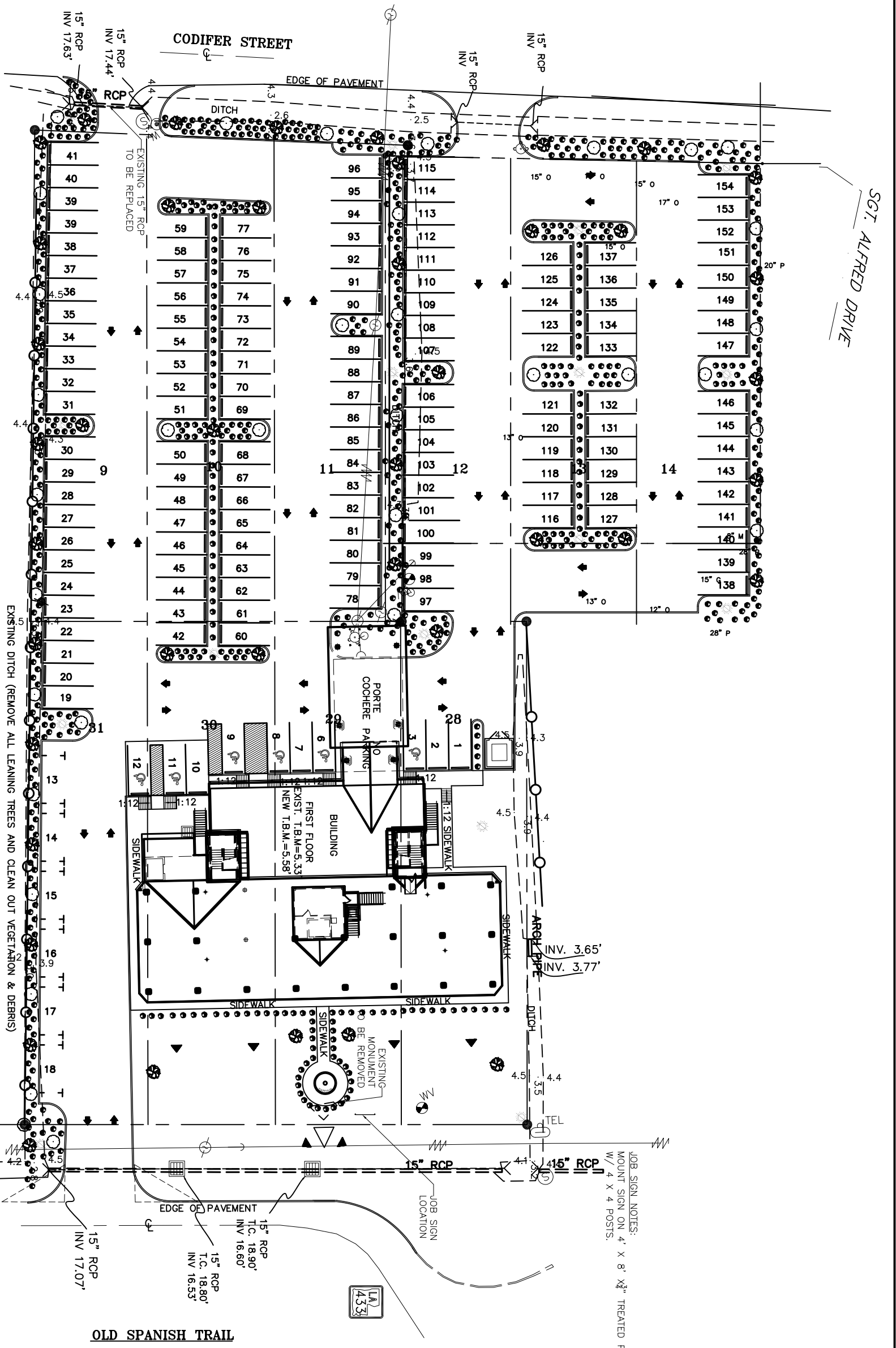
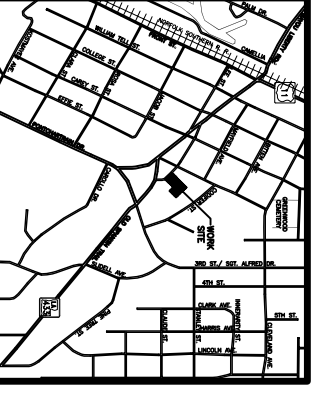


N. T. S.

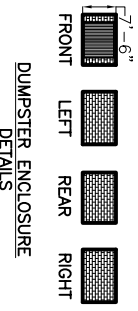
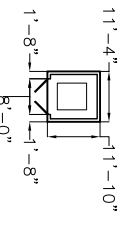
VICINITY MAP



SITE PLAN
SCALE: 1"=20'-0"

-PARKING REQUIREMENT-
TOTAL AREA= 42,928 SQ. FT.
TOTAL USABLE AREA= 34,246 SQ. FT.
171 PARKING SPACES REQUIRED, 1 PER 200 SQ. FT.
9 ACCESSIBLE, 3 VAN SPACES
PREVIOUSLY AVAILABLE=90 SPACES

-FURNISHED-
154 PARKING SPACES FURNISHED
6 ACCESSIBLE, 4 VAN SPACES



JOB SIGN NOTES:
MOUNT SIGN ON 4' X 8' X 3/4" TREATED PLYWOOD BASE
W/ 4 X 4 POSTS.

SCALE: 1"=20'
FILE:
JOB NO. 1729
DATE: 1-8-07
SHEET
C-3
OF

RENOVATE OFFICE BUILDING

DAMMON ENGINEERING, INC.

1095 FLORIDA AVENUE 985-649-5832 SLIDELL, LA. 70458
DAMMONENGINEERING.COM

PROPOSED SITE PLAN

ST. TAMMANY PARISH OFFICE BUILDING
520 OLD SPANISH TRAIL
SLIDELL, LOUISIANA