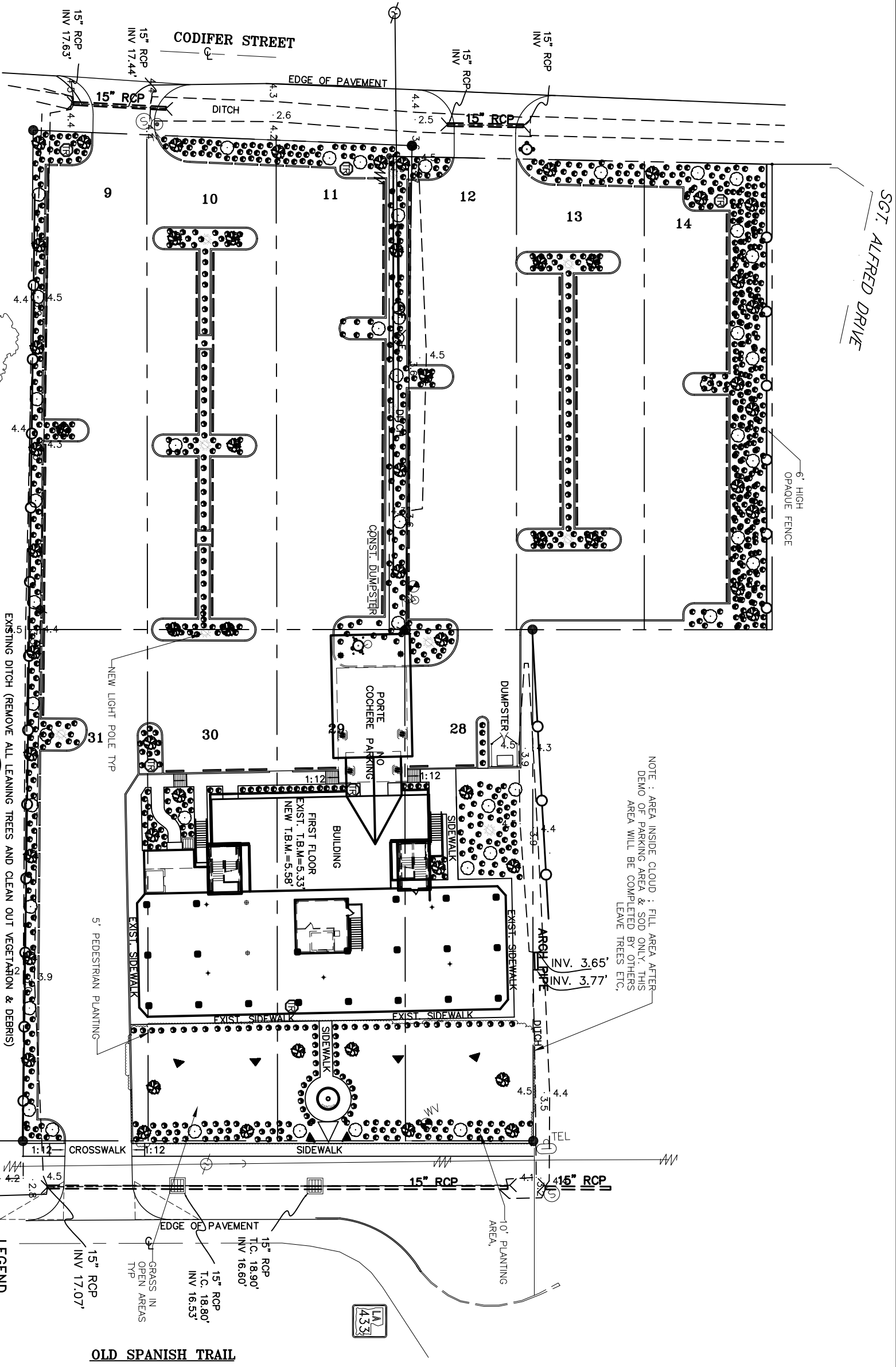


VICINITY MAP  
N. T. S.



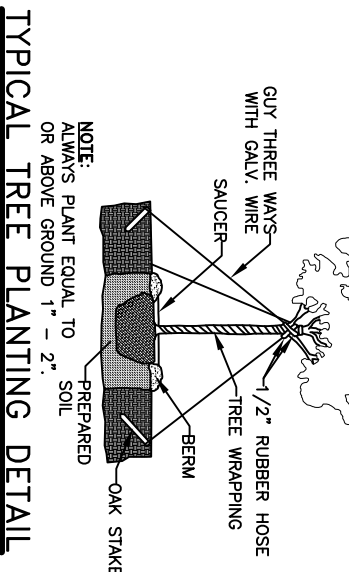
LANDSCAPING PLAN  
SCALE: 1"=20'-0"

NOTE: AREA INSIDE CLOUD: FILL AREA AFTER DEMO OF PARKING AREA & SOD ONLY. THIS AREA WILL BE COMPLETED BY OTHERS LEAVE TREES ETC.

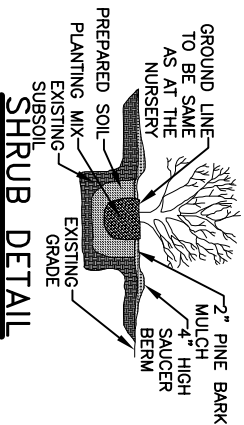
PROVIDE SERVICES OF LAWN SPRINKLER CO. TO DESIGN & INSTALL LAWN SPRINKLER SYSTEM FOR ENTIRE SITE, EXCLUDING DITCH AREAS.

**LEGEND**

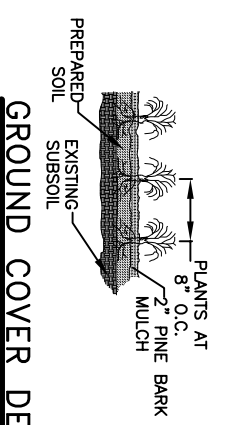
- CENTERLINE OF ROAD
- PROPERTY LINE
- NEW BUILDING
- EXISTING FENCE LINE
- SETBACK LINE
- GRAPE MYRTLE
- SHUMARD OAK
- LARGE CAMELLIA
- HORN BEAM
- SHRUB
- SEASONAL COLOR BED
- SHRUB BED
- GRASS IN OPEN AREAS TYP
- 15" RCP T.C. 18.90' INV 16.60'
- 15" RCP T.C. 18.80' INV 16.53'
- 15" RCP INV 17.07'
- 15" RCP INV 17.44'
- 15" RCP INV 17.63'



TYPICAL TREE PLANTING DETAIL  
N. T. S.



SHRUB DETAIL  
N. T. S.



GROUND COVER DETAIL  
N. T. S.

REVISED: 02/19/07

SCALE: 1"=20'  
 FILE:  
 JOB NO. 1729  
 DATE: 1-8-07  
 SHEET 1 OF 1

RENOVATE OFFICE BUILDING  
**DAMMON ENGINEERING, INC.**  
 1095 FLORIDA AVENUE 985-649-5832 SLIDELL, LA. 70458  
 DAMMONENGINEERING.COM

**LANDSCAPING PLAN**  
 ST. TAMMANY PARISH OFFICE BUILDING  
 520 OLD SPANISH TRAIL  
 SLIDELL, LOUISIANA