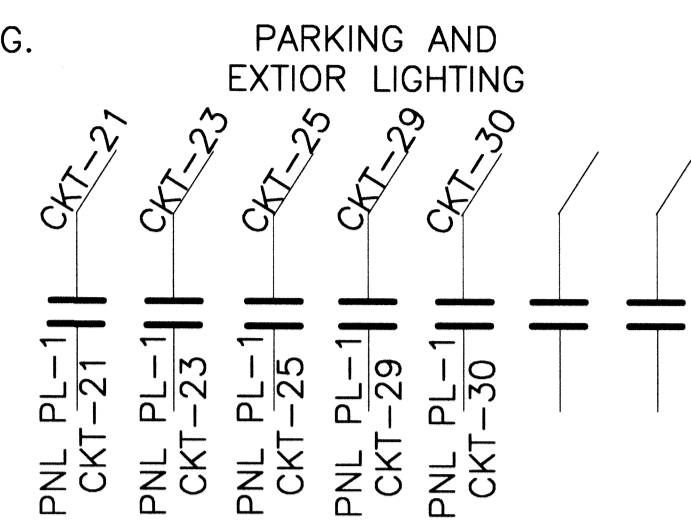


PHOTOELECTRIC EYE MOUNTED ON EXTERIOR OF BLDG.



LIGHT CONTACTOR-1 LOCATED IN MECH. ROOM 213

NOTE:

ALL UTILITIES SHALL BE INSTALLED UNDERGROUND.

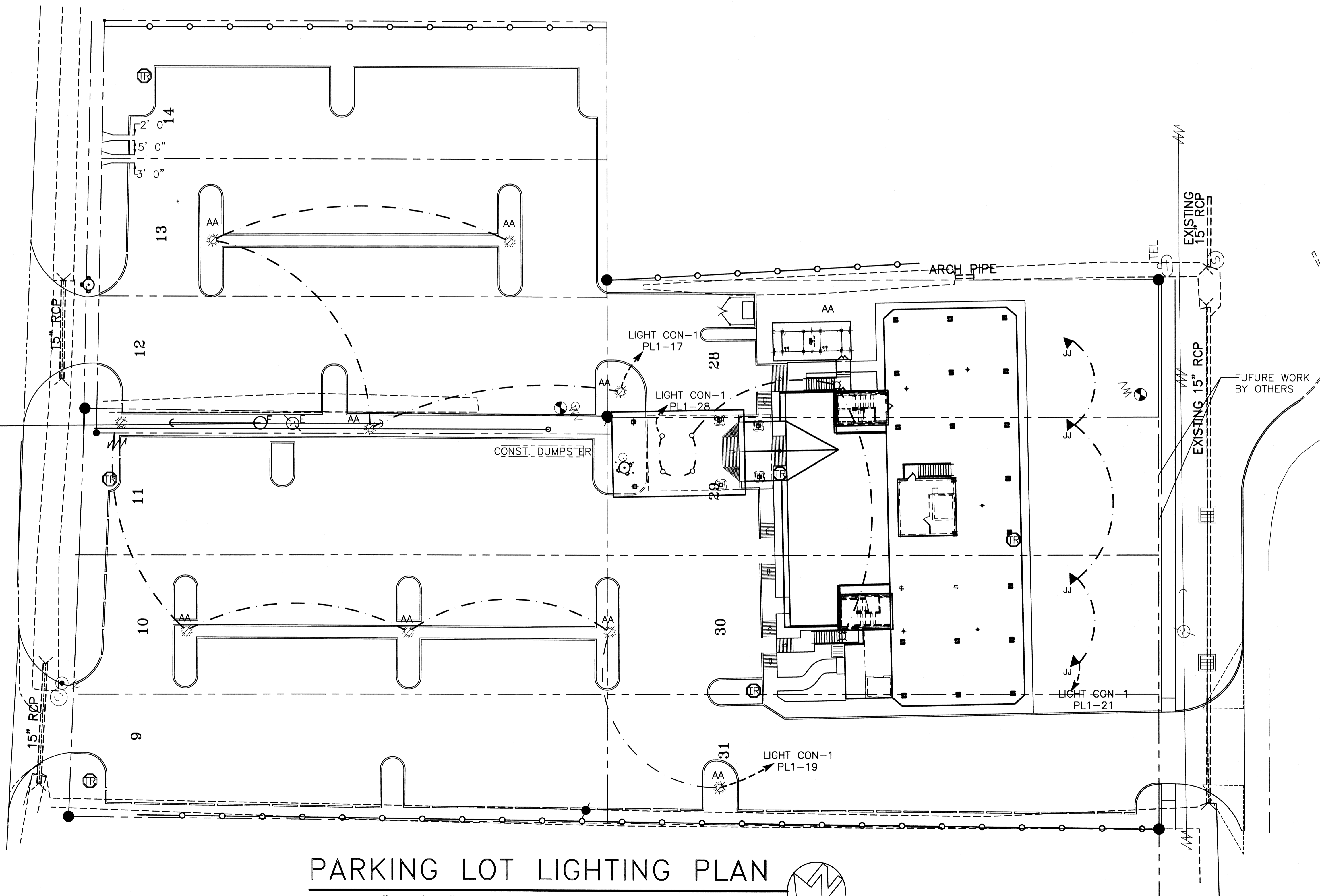
SITE LIGHTING

EXTERIOR LIGHTING SHALL BE SHADED OR INWARDLY DIRECTED IN SUCH A MANNER SO THAT NO DIRECT LIGHTING OR GLARE IS CAST BEYOND THE PROPERTY LINE. THE INTENSITY OF SUCH LIGHTING SHALL NOT EXCEED ONE FOOT CANDLE AS MEASURED AT THE ABUTTING PROPERTY LINE.

LUMINAIRE TYPE SUMMARY

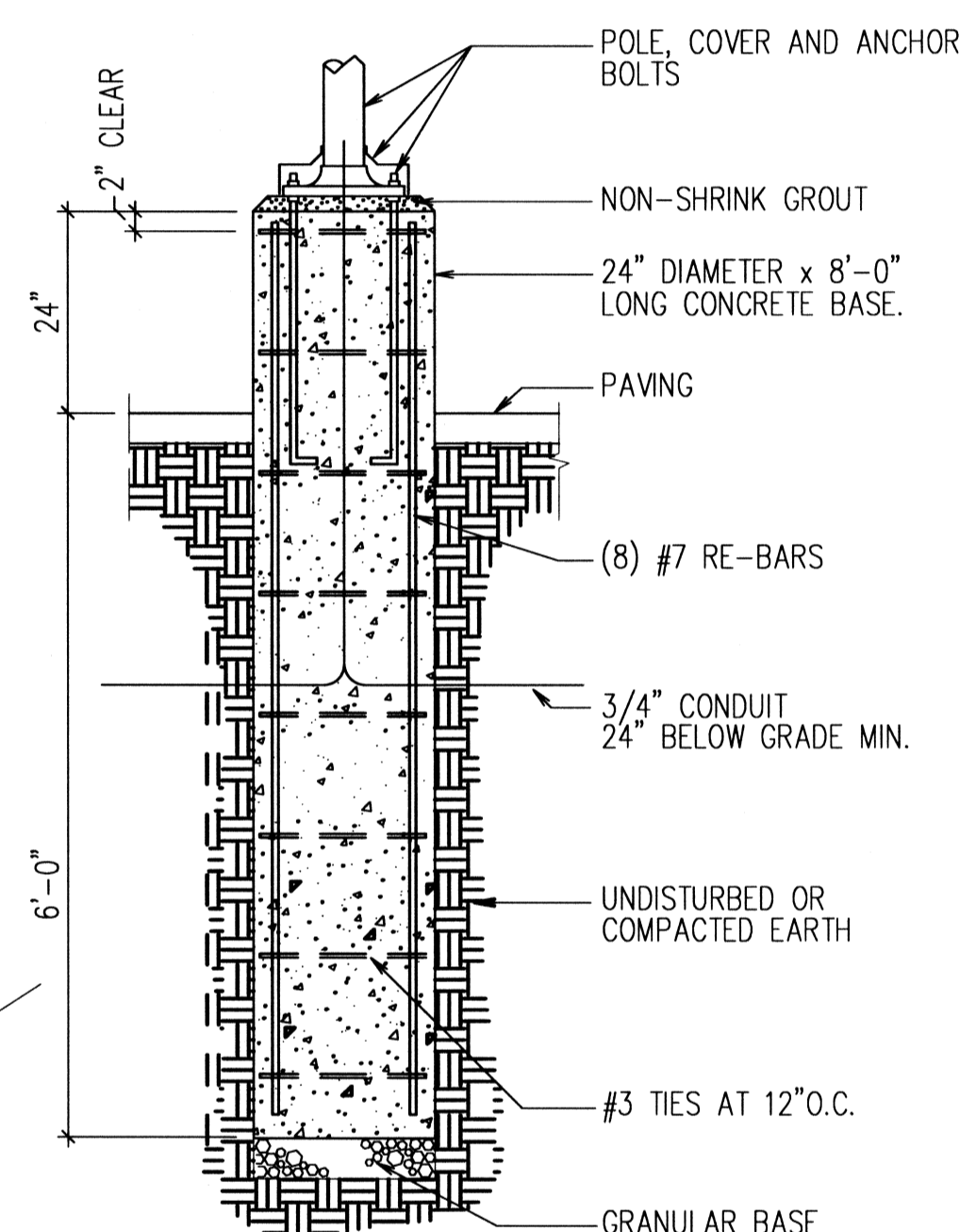
TYPE	BRAND NAME	CATALOG NUMBER	QUANTITY
AA	LITHONIA	KVR2	10
BB	-	-	4
BB1	-	-	2
JJ	CONSOLIDATED ARCH. LIGHTING	DCM-B2-AN1-BLACK	4
DESCRIPTION			
AA	ON A 30' POLE WITH A 2 FOOT PEDESTACK		9
JJ	GROUND MOUNTED		

SGT. ALFRED DRIVE



PARKING LOT LIGHTING PLAN

SCALE: 1"=20'-0"



LIGHT POLE DETAIL

N. T. S.

LEGEND

- - - PROPERTY LINE
- - - FENCE LINE
- - - WIRING
- 2 @ 90° LUMINAIRE 250W 277V HP SODIUM
- LANDSCAPE UPLIGHT

PARKING LOT LIGHTING PLAN
ST. TAMMANY PARISH OFFICE BUILDING
520 OLD SPANISH TRAIL
SLIDELL, LOUISIANA

RENOVATE OFFICE BUILDING
DAMMON ENGINEERING, INC.
1095 FLORIDA AVENUE 985-649-6832 SLIDELL, LA. 70458
DAMMONENGINEERING.COM

SCALE: 1"=20'

FILE:

JOB NO. 1729

DATE: 1-8-07

SHEET

E. 14

OF

REVISED: 03-07-07ab

CONTRACT SET- 10/10/07