FINISH SCHEDULE

ROOM	ROOM #	FLOOR	BASE	WALLS				CEILING		NOTES
				NORTH	EAST	SOUTH	WEST	MATERIAL	HEIGHT	
ENTRY	101	LVT	RB	PTGB	PTGB	PTGB	PTGB	PTGB	8'-0"	
DAY ROOM	101	LVT	RB	PTGB	PTGB	PTGB	PTGB	PTGB	8'-10 1/2"	
CAPTAIN	103	LVT	RB	PTGB	PTGB	PTGB	PTGB	PTGB	8'-10 1/2"	
ANTE ROOM	104	LVT	RB	PTGB	PTGB	PTGB	PTGB	PTGB	8'-0"	
IT CLOSET	105	LVT	RB	PTGB	PTGB	PTGB	PTGB	PTGB	8'-10 1/2"	
WOMEN'S TOILET	107	CT	CT	PTMRGB	PTMRGB	PTMRGB	PTMRGB	PTMRGB	8'-10 1/2"	
CAPTAIN	108	LVT	RB	PTGB	PTGB	PTGB	PTGB	PTGB	8'-10 1/2"	
MEN'S TOILET	110	CT	CT	PTMRGB	PTMRGB	PTMRGB	PTMRGB	PTMRGB	8'-8"	
MEN'S SHOWER	111	CT	CT	PTMRGB	PTMRGB	PTMRGB	PTMRGB	PTMRGB	8'-8"	
DINING ROOM	116	LVT	RB	PTGB	PTGB	PTGB	PTGB	PTGB	8'-8"	
KITCHEN	117	LVT	RB	PTGB	PTGB	PTGB	PTGB	PTGB	8'-10 1/2"	
APPARATUS BAYS	118	EP	C	PTMRGB/PTABGB	PTMRGB/PTABGB	PTMRGB/PTABGB	PTMRGB/PTABGB	STRUCT	VARIES	ABUSE RESISTANT G.B. TO 8'-0" AFF
UTILITY ROOM	119	EP	C	PTABGB	PTMRGB/PTABGB	PTMRGB/PTABGB	PTMRGB/PTABGB	PTMRGB	8'-10 3/4"	
MAINTENANCE BAY	120	EP	C	N/A	PTABGB	PTABGB	PTABGB	PTMRGB	12'-10 3/4"	
STORAGE	121	EP	C	PTMRGB	PTMRGB	PTMRGB	PTMRGB	PTMRGB	8'-10 3/4"	
REST ROOM	122	EP	C	PTMRGB	PTMRGB	PTMRGB	PTMRGB	PTMRGB	8'-10 3/4"	
GEAR ROOM	123	EP	C	PTMRGB	PTMRGB	PTMRGB	PTMRGB	PTMRGB	12'-10 3/4"	
MECH ELEC	124	CONC		PTMRGB	PTMRGB	PTMRGB	PTMRGB	PTMRGB	12'-10 3/4"	
MEZZANINE	201	PT	WD	PTMRGB	PTMRGB	PTMRGB	PTMRGB	STRUCT	VARIES	
STORAGE MEZZANINE	202	PT	WD	PTMRGB	PTMRGB	PTMRGB	PTMRGB	STRUCT	VARIES	

FINISH LEGEND:

PTGB	PAINTED GYPSUM WALL BOARD
PTMRGB	PAINTED MOISTURE RESISTANT GYPSUM WALL BOARD
PTABGB	PAINTED ABUSE/MOISTURE RESISTANT GYPSUM WALL BOARD
RB	RUBBER BASE
CTB	CERAMIC/PORCELAIN TILE BASE
CB	CEMENTITIOUS BASE
WD	WOOD BASE (PAINTED)
LVT	LUXURIOUS VINYL TILE
CT	CERAMIC/PORCELAIN TILE
EP	EPOXY
CONC	CONCRETE (SEALED)
PT	PAINTED

GENERAL FINISH NOTES:

1. WHERE CEMENTITIOUS BASE IS SPECIFIED WITH AN EPOXY FLOOR INSTALL BASE WITH ROUGH SIDE FACING AWAY FROM WALL.
2. APPLY ACRYLIC PAINT TO ABUSE/MOISTURE GYPSUM WALL BOARD.

PARTITION LEGEND

- BEARING PARTITION
- NON-BEARING PARTITION
- FIRE RATED PARTITION - SEE LIFE-SAFETY PLANS FOR FIRE RATINGS

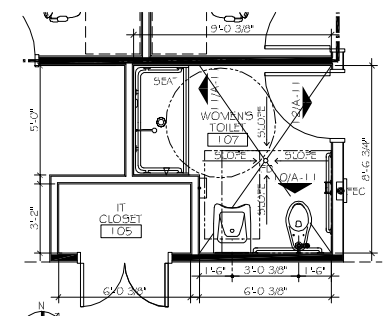

5 ENLARGED FLOOR PLAN
SCALE: 1/4" = 1'-0"

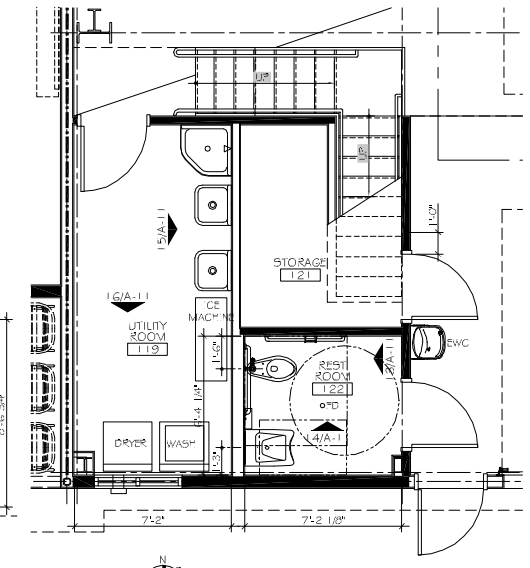

4 ENLARGED FLOOR PLAN
SCALE: 1/4" = 1'-0"

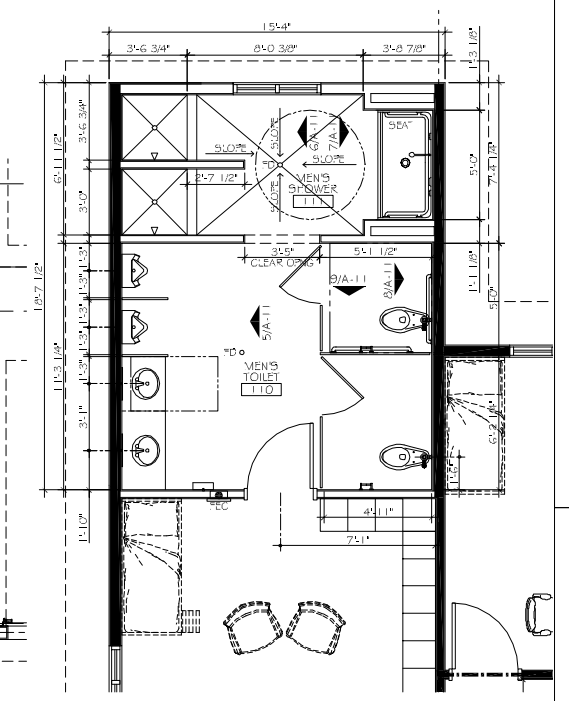

3 ENLARGED FLOOR PLAN
SCALE: 1/4" = 1'-0"

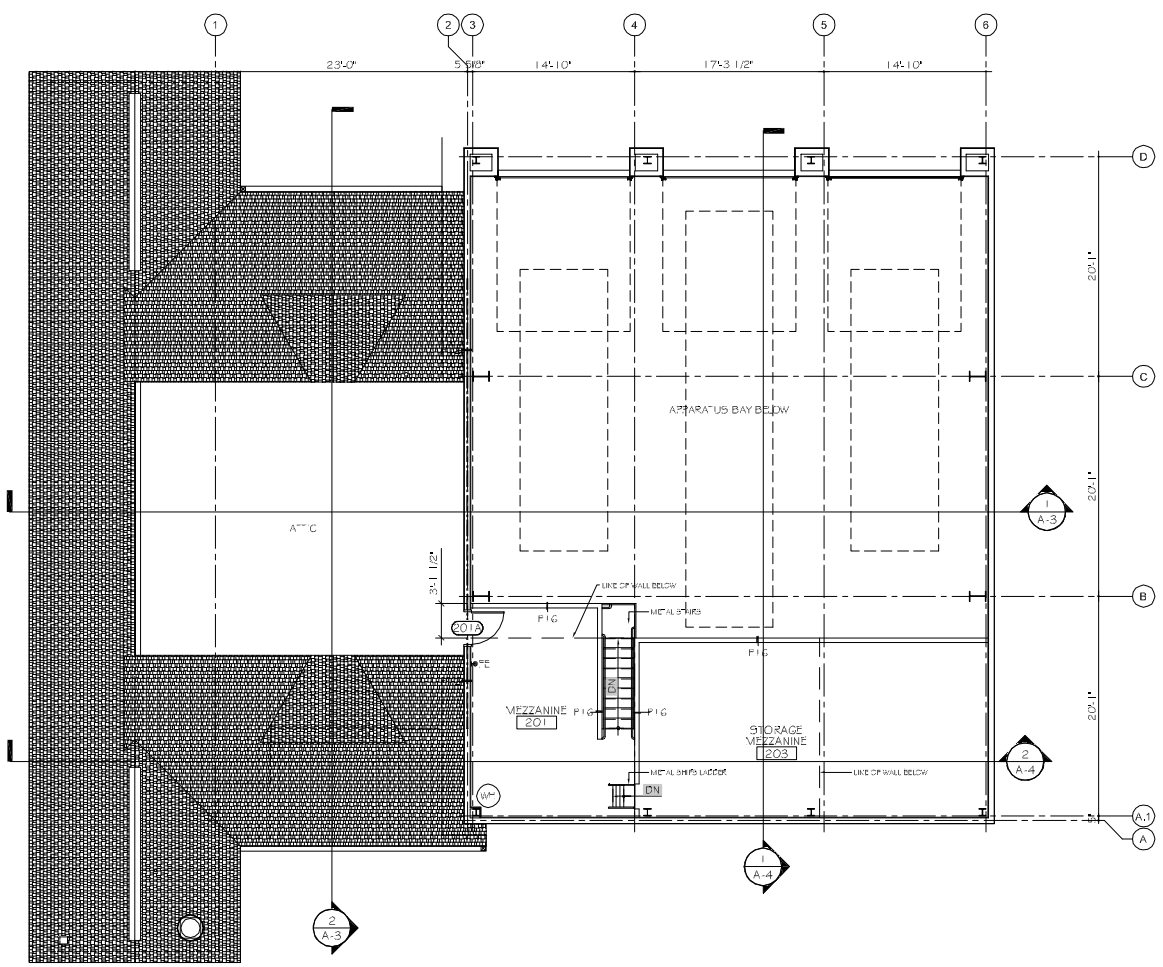

2 MEZZANINE & SECOND FLOOR PLAN
SCALE: 1/8" = 1'-0"

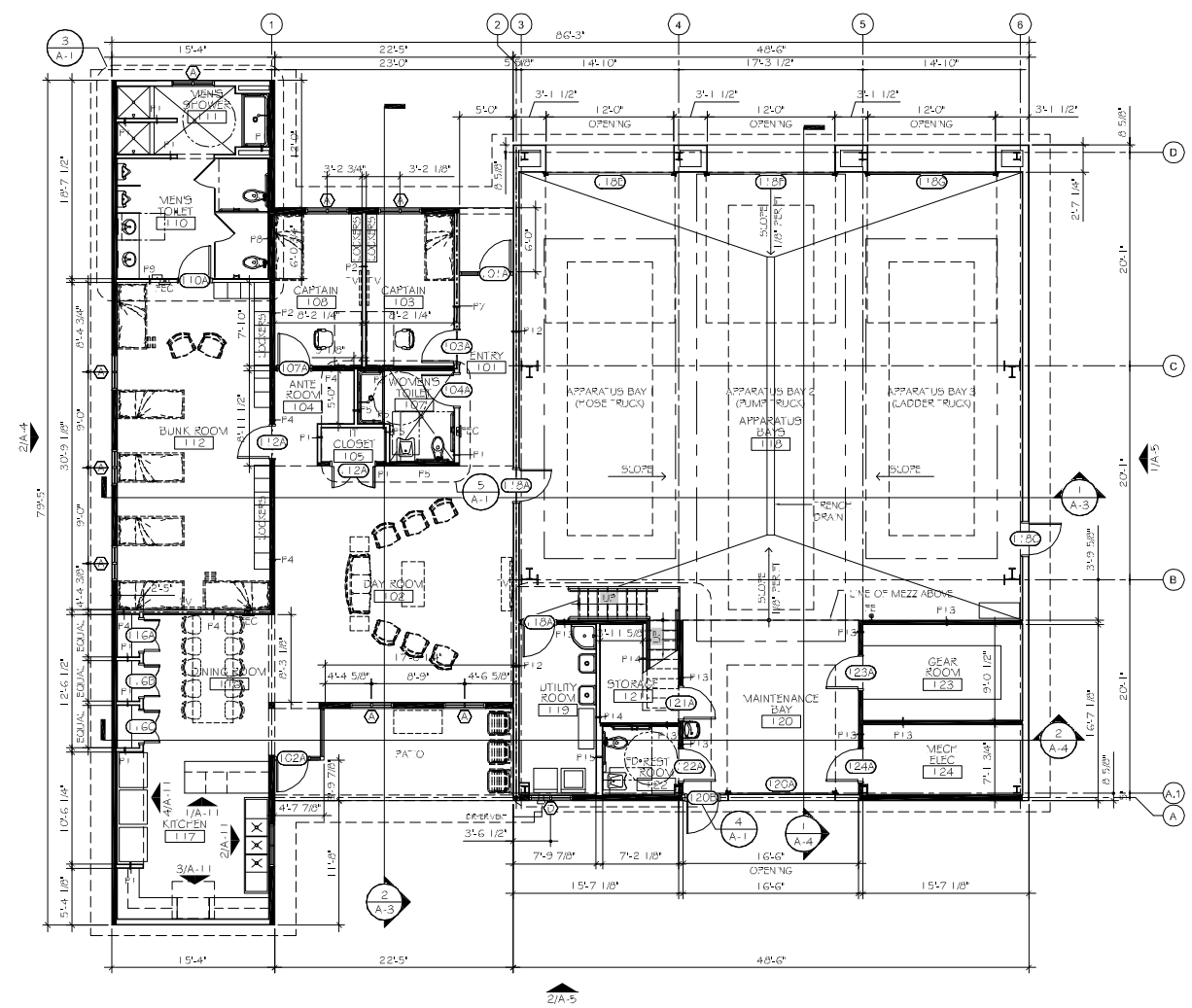

1 FIRST FLOOR PLAN
SCALE: 1/8" = 1'-0"

DAMMON ENGINEERING INC.
Architects & Engineers
dammoneng@cox.net
dammoneng@bellsouth.net
PHONE: 985-649-5932
FAX: 985-641-5950
CHIEF ENGINEER: EVERETT DAMMON, P.E.
CHIEF ARCHITECT: KEVIN KINCHEN
554 OLD SPANISH TRAIL
SLIDELL, LA 70458

These drawings & specifications are and shall remain the property of Dammon Engineering Inc. The reproduction, alteration or use for any purpose other than those authorized by Dammon Engineering Inc. is forbidden. Only copies from the original of this document marked with a raised seal are valid.

DISTRICT 1 FIRE STATION 4
297 STEELE ROAD
SLIDELL, LA

JOB No:	DATE:
2161	2/8/2013
DRAWN BY: KJK	CHECKED BY: KJK

#	DESCRIPTION	DATE
REVISIONS		

FLOOR PLANS & ENLARGED FLOOR PLANS

SHEET No: 01 OF 1

A-1