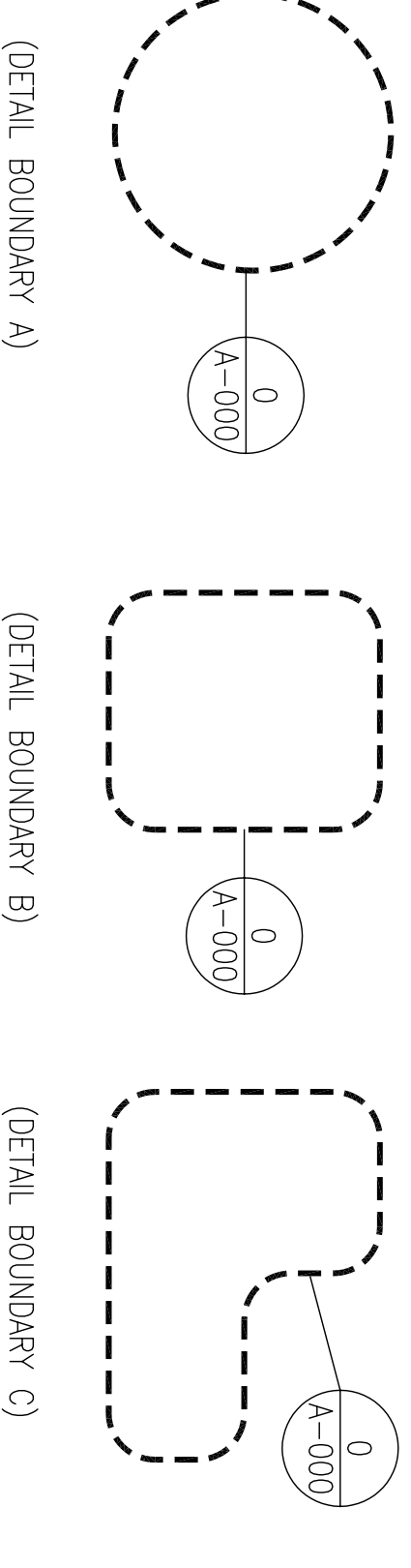
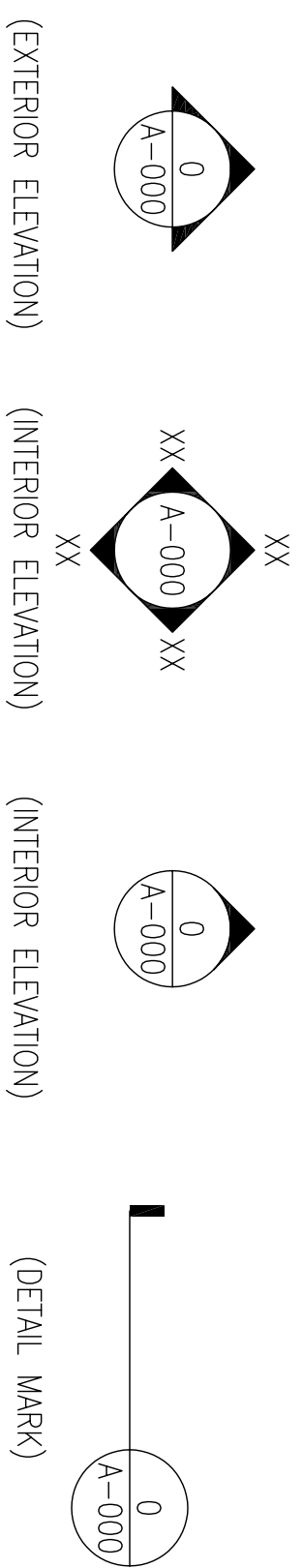
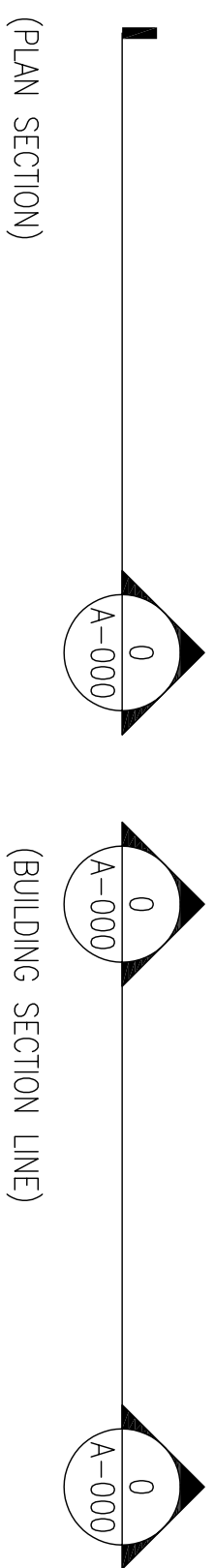


**NAVFAC STANDARD SYMBOLOGY  
KEYNOTE SYMBOLS**

PLAN  
NORTH



NAVFAC STANDARD SYMBOLOGY KEYNOTE SYMBOLS	
	NEW WORK KEYNOTE (SHEET) - SQUARE
	NEW WORK KEYNOTE - SQUARE
	DEMO WORK KEYNOTE (SHEET) - HEXAGON
	DEMO WORK KEYNOTE - HEXAGON
	SPECIALTY ITEM KEYNOTE - HEXAGON
	SPECIALTY KEYNOTE (SHEET) - HEXAGON

**GENERAL NOTES**

**EXTERIOR ENVELOPE NOTES**

1. ALL EXTERIOR JOINTS IN THE BUILDING ENVELOPE THAT ARE SOURCES OF AIR LEAKS SHALL BE CAULKED, GASKETED, WEATHER-STRIPPED, OR OTHERWISE SEALED IN ACCORDANCE WITH SPECIFICATIONS.
2. PROVIDE WEEP WICKS OR WEEP HOLES AT 24" O.C. MINIMUM AT STEEL LIFELINES, THROUGH WALL FLASHING, BASE OF WALLS, AND AT ANY HORIZONTAL BARRIER IN THE WALL CAVITY.
3. ALL EXTERIOR MASONRY WALLS SHALL BE REINFORCED AS REQUIRED BY DRAWINGS AND SPECIFICATIONS.
4. PROVIDE MASONRY CONTROL JOINTS THROUGH ALL CONTINUOUS MASONRY WALLS AT INTERVALS RECOMMENDED BY THE NATIONAL CONCRETE MASONRY ASSOCIATION AND THE NATIONAL BRICK INSTITUTE. SEE SPECIFICATIONS.
5. SEE STRUCTURAL DRAWINGS FOR ADDITIONAL TYPICAL MASONRY NOTES.

**INTERIOR PARTITION NOTES**

1. ALL METAL STUD GAGE DESIGN SHALL BE AS REQUIRED BY PERFORMANCE AND AS INDICATED IN THE SPECIFICATIONS.
2. ALL METAL STUDS TO BE SPACED 16" O.C., TYPICAL UNLESS OTHERWISE NOTED.
3. PROVIDE CONTINUOUS SHEET METAL BLOCKING IN ALL STUD WALLS THAT ARE TO RECEIVE GRAB BARS, HANDRAILS, TOILET PARTITIONS, CABINETS, SIGNAGE, ETC. COORDINATE MISCELLANEOUS BLOCKING IN WALL WITH APPROPRIATE EQUIPMENT SUPPLIERS. VERIFY EQUIPMENT ANCHORING REQUIREMENTS.
4. PROVIDE J-MOLDS AND CORNER BEADS AT THE EDGES OF ALL GYPSUM BOARD.
5. REFER TO WALL TYPES IN DRAWINGS FOR SOUND RATED AND FIRE RATED WALLS.
6. ALL RATED PARTITIONS SHALL EXTEND TO THE UNDERSIDE OF THE ROOF DECK OR RATED FLOOR SLAB ABOVE. THE PERIMETER OF THE WALL AND ALL PENETRATIONS SHALL BE FIRE SEALED AS SPECIFIED.


**DOOR NOTES**

1. HINGE SIDE OF DOOR FRAME TO BE OFFSET 4" MINIMUM FROM FACE OF STUD OF ADJACENT WALLS UNLESS NOTED DIFFERENTLY ON DRAWINGS. FIELD VERIFY COMPLIANCE WITH ADAAG CLEARANCES WHERE REQUIRED.
2. AT MASONRY CONSTRUCTION, DOOR FRAME TO BE LOCATED AS INDICATED ON DRAWINGS.

LEGEND:	
	ACT ACoustical CEILING TILE
	CONC SEALED CONCRETE
	CPT-1 CARPET TILE TYPE 1
	CPT-2 CARPET TILE TYPE 2
	EP EPOXY PAINT
	GWB GYPSUM WALL BOARD
	IRWT IMPACT RESISTANT WALL TREATMENT
	MPI MASTER PAINTERS INSTITUTE (MPI) SYSTEM EXT 5, 1D-G5
	MS METAL SOFFIT
	P PAINT
	PS PAINTED STRUCTURE
	PT PORCELAIN TILE
	QVT QUARTZ VINYL TILE
	RB RUBBER BASE
	RT RUBBER STAIR TREADS

**ACRONYMS & ABBREVIATIONS:**

ANCH.	ANCHOR
C.C.	CEILING
COMB.	COMBINATION
CONT.	CONTINUOUS
CSS	COMBAT SERVICE SUPPORT
DBL.	DOUBLE
DISP.	DISPENSER
EA.	EGG
ELEC.	ELECTRICAL
ENT.	ENTRANCE
EWG	ELECTRIC WATER CLOSET
F.g.	FIBERGLASS
F.R.	FLOOR
GA.	GALVANE
GALV.	GALVANIZED
GWB	GYPSUM WALL BOARD
HGT.	HEIGHT
H.M.	HOLLOW METAL
HOL.	HOLLOW
INSUL.	INSULATED, INSULATION
INT.	INTERIOR
LVL.	LEVEL
MACH.	MACHINE
MAX.	MAXIMUM
MECH.	MECHANICAL
MET.	METAL
MIN.	MINIMUM
MSL	MEAN SEA LEVEL
N.T.S.	NOT TO SCALE
O.C.	ON CENTER
OFF.	OFFICE
O.H.	OVERHEAD
P.O.B.	POINT OF BEARING
PAIR	PAIR
PSI	POUNDS PER SQUARE INCH
PSF	POUNDS PER SQUARE FOOT
RECEPT.	RECEPTACLE
REINFC.	REINFORCED
RIVERINE	RIVERINE TASK UNIT COMMANDER OFFICE
RTRUD	RIVERINE TASK UNIT OFFICE
SCH.	SCHEDULE
S.I.	SQUARE FEET
SHT.	SHEET
SHWR.	SHOWER
SITUCO	SQUADRON INTEROPERABILITY TASK UNIT COMMANDER OFFICE
SITUOD	SQUADRON INTEROPERABILITY TASK UNIT OFFICE
SSSMR	STRUCTURAL STANDING SEAM METAL ROOF
STC	SOUND TRANSMISSION COEFFICIENT
STEEL	STEEL
SUSP.	SUSPENDED
SYST.	SYSTEM
TEL. COMM.	TELECOMMUNICATIONS
THK.	THICK
T.O.M.	TOP OF MASONRY
T.O.S.	TOP OF SLAB
TYP.	TYPICAL
UFAS	UNIFORM FEDERAL ACCESSIBILITY STANDARD
VERT.	VERTICAL
VEST.	VESTIBULE
WH	WATER HEATER
WIF	WELDED WIRE FABRIC



**DAMMON**  
ENGINEERING, INC.  
CHIEF ENGINEER / CHIEF ARCHITECT  
DAMMON, P.E.  
1095 FLORIDA AVENUE  
SUITE 1A 1095  
SHELBY, LA 70568  
(504) 949-3000  
MAR 15, 2009



DESIGNED BY: **GEN. J. TRISAVY**  
REVIEWED BY: **R. WILFSE**  
CHIEF ENGINEER: **F. DAMMON**

DEPARTMENT OF THE NAVY  
**NAVAL FACILITIES ENGINEERING COMMAND SOUTHEAST**  
IPT SOUTH ATLANTIC  
MISSISSIPPI  
**JOHN C. STENNIS SPACE CENTER**  
**SOF RIVERINE AND COMBATANT CRAFT OPERATIONS FACILITY - PRE-FINAL**  
**ARCHITECTURAL GENERAL NOTES & TITLE SHEET**

SCALE: AS SHOWN  
DRAWING NO. E-210  
SPL. PROJ. NO. 102467-03-D-0096  
WORK ORDER NO. 310247  
CONSTR. CONTRACT NO. 102467-03-D-0096  
NAVFAC DRAWING NO. 102467-03-D-0096  
SHEET 30 OF 117  
A10