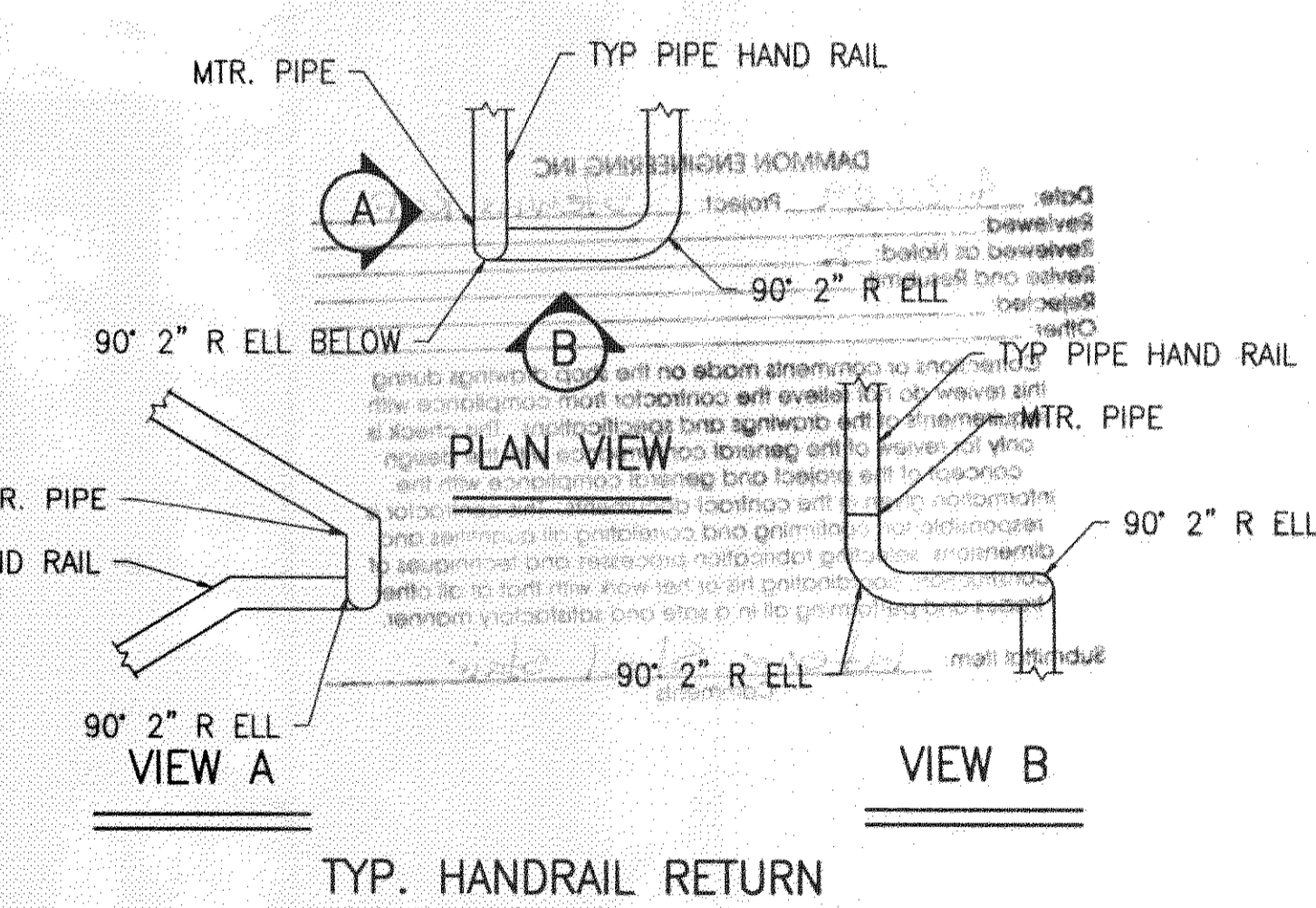
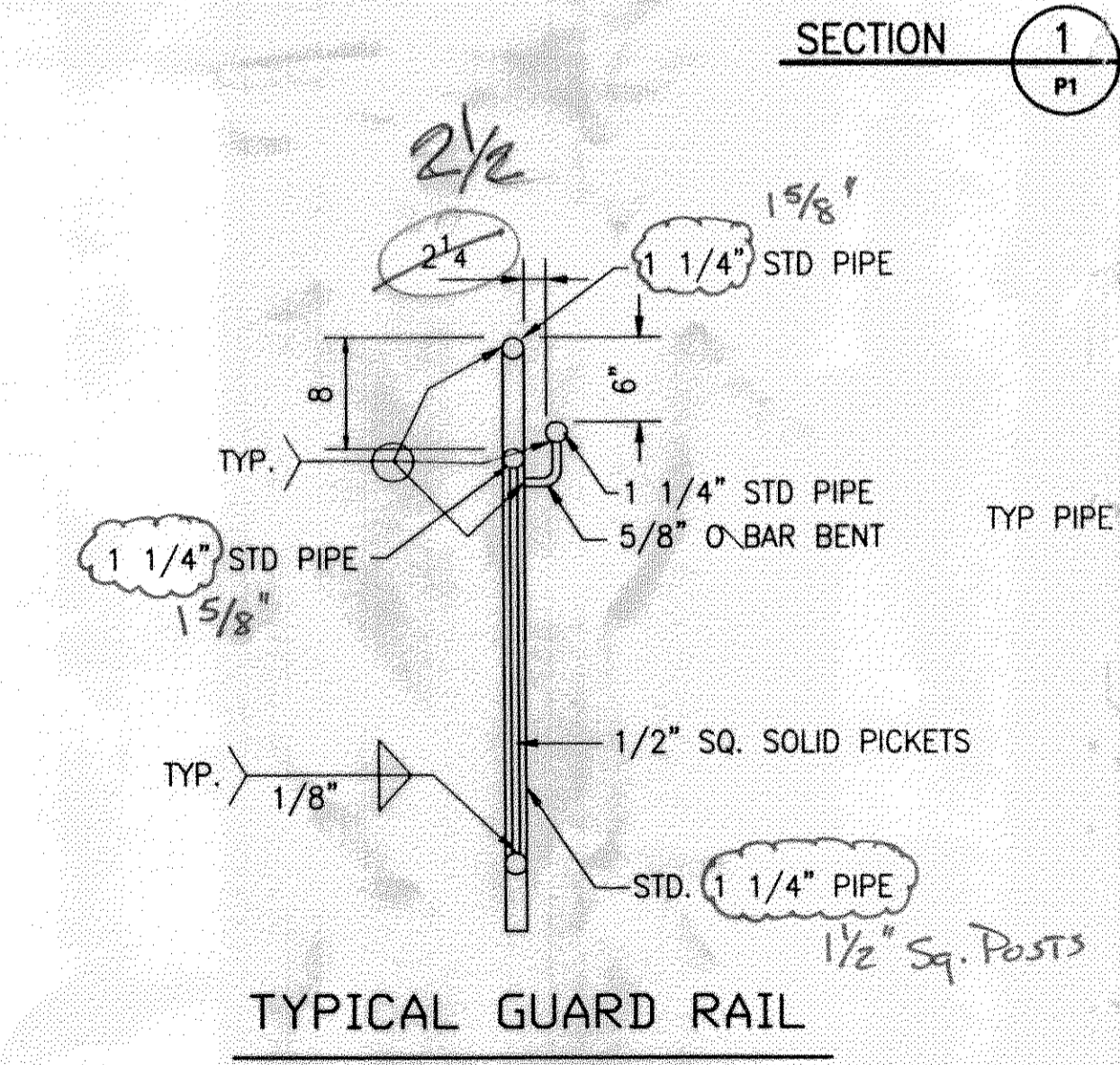
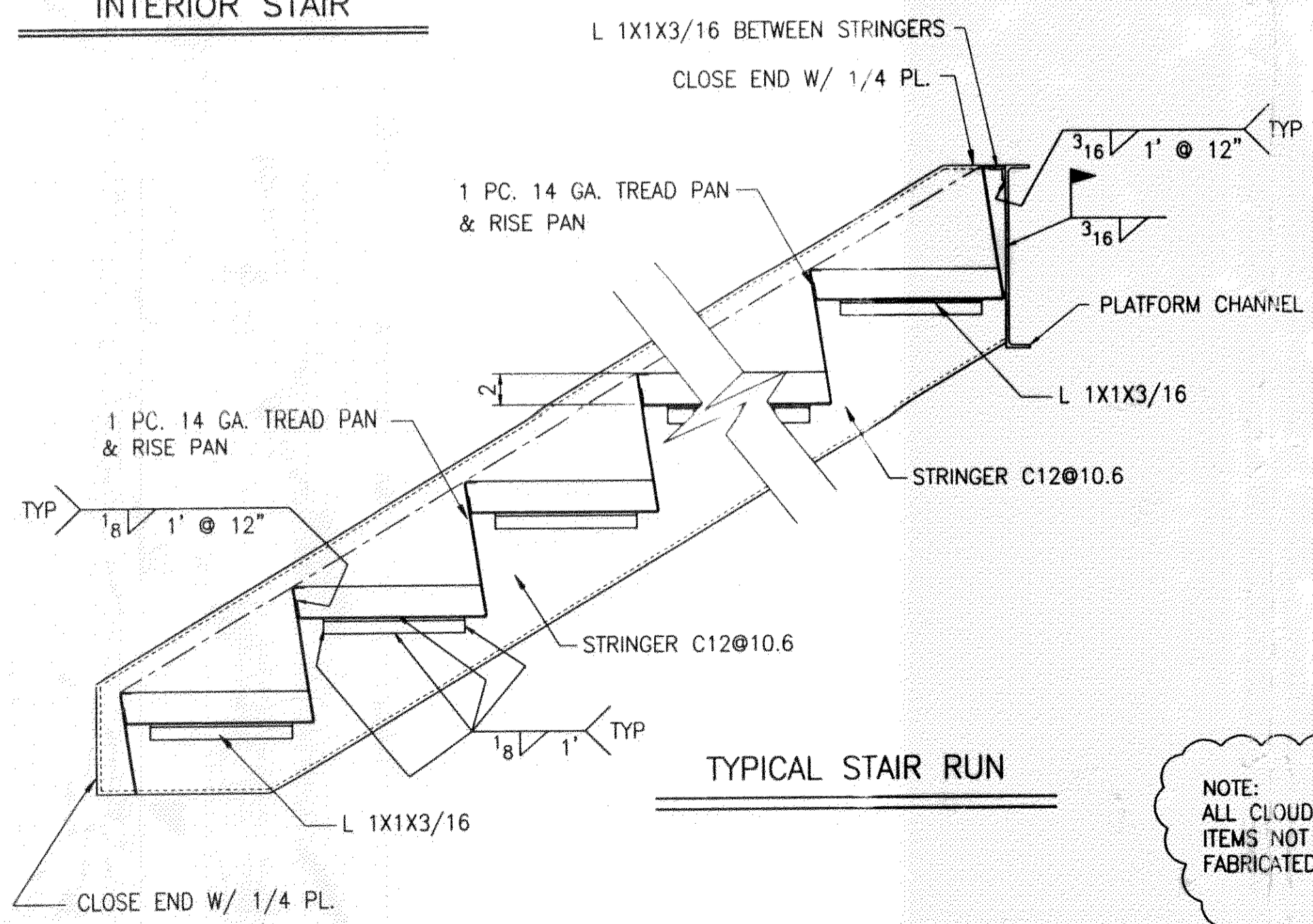
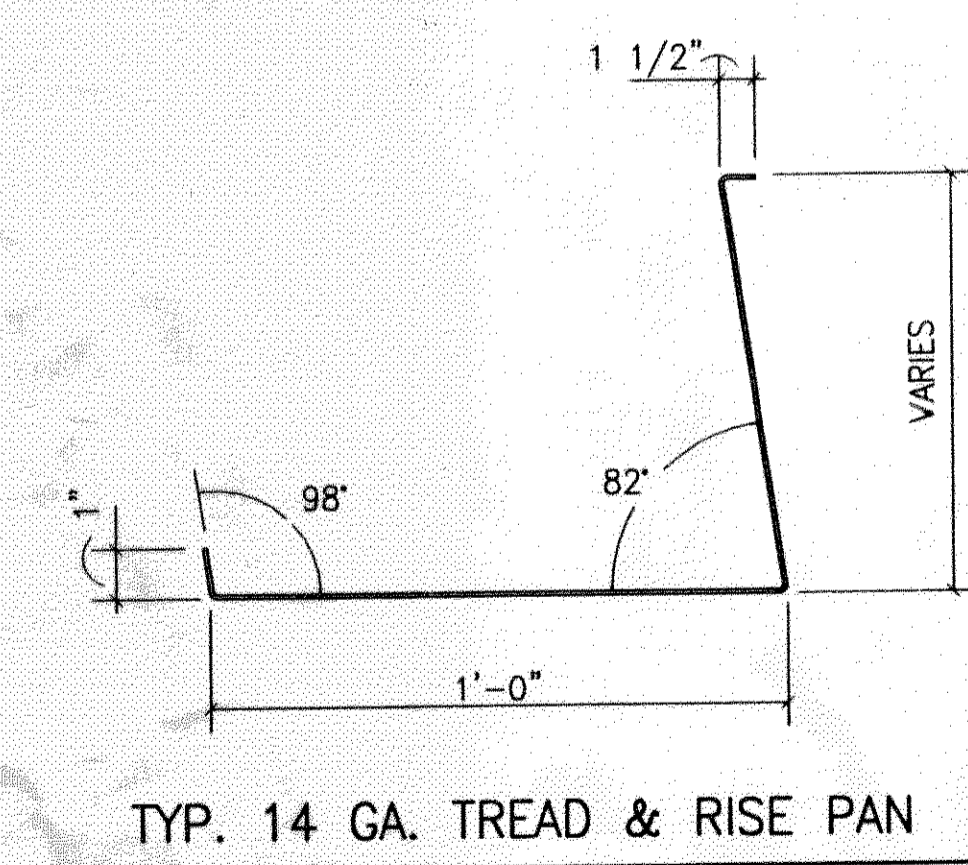


**INTERIOR STAIR**



NOTE:  
ALL CLOUDS ARE TO BE CHECKED AND VERIFIED.  
ITEMS NOT CORRECTED IN CLOUDS SHALL BE  
FABRICATED AND ERECTED AS SHOWN.

|                    |                              |                                       |         |
|--------------------|------------------------------|---------------------------------------|---------|
| PROJECT            |                              | COMBAT CRAFT OPERATIONS FACILITY      |         |
| LOCATION           |                              | NASA JOHN C. STENNIS SPACE CTR. MISS. |         |
| DETAIL OF          |                              | INTERIOR STAIR PROPOSAL               |         |
| CONTRACTOR         |                              | XX                                    |         |
| ARCHITECT          |                              | DAMMON ENGINEERING, INC.              |         |
| REVISIONS          |                              |                                       |         |
| DETAILERS JOB #    |                              | 09008                                 |         |
| DWG. FILE LOCATION |                              | DWG/BW/09008                          |         |
| HOLES              | PAINT                        | DRAWN                                 | CHECKED |
| 13/16              | SSPC-SP 3<br>FAB. STD. PRIME | GPD                                   |         |
| SHEET #            |                              | JOB #                                 |         |
| P1                 |                              |                                       |         |

| ISSUED FOR APPROVAL | REV.    | DATE | DESCRIPTION | REV. | DATE | DESCRIPTION | APPROVALS |           |            |           | FABRICATOR RELEASE TO SHOP FOR FABRICATION |
|---------------------|---------|------|-------------|------|------|-------------|-----------|-----------|------------|-----------|--------------------------------------------|
|                     |         |      |             |      |      |             | ARCHITECT | ENGINEER  | CONTRACTOR | OTHER     |                                            |
| DATE                | 1/30/09 |      |             |      |      |             | SIGNATURE | SIGNATURE | SIGNATURE  | SIGNATURE | SIGNATURE                                  |
| PROPOSAL DWG.       |         |      |             |      |      |             | DATE      | DATE      | DATE       | DATE      | DATE                                       |

DRAWINGS PREPARED BY DETAILER FROM INFORMATION CONTAINED IN THE PROJECT DOCUMENTS WITH INSTRUCTIONS FROM THE FABRICATOR. DETAILER IS NOT RESPONSIBLE FOR ANY DESIGN ENGINEERING OR CODE ISSUES WHICH MAY ARISE FROM THE USE OF THESE DRAWINGS. APPROVALS SHOULD BE OBTAINED FROM THE OWNER, ARCHITECT, ENGINEER, CONTRACTOR, WHICH EVER IS APPLICABLE. THE FABRICATOR SHOULD CHECK THE DETAIL DOCUMENTS FOR CORRECTNESS BEFORE RELEASING FOR FABRICATION. THE USE OF THE DETAILED DRAWINGS FOR FABRICATION CONSTITUTES ACCEPTANCE AND APPROVAL OF THE DRAWINGS, MATERIAL LIST OR CUT LIST, WHICH EVER APPLIES.