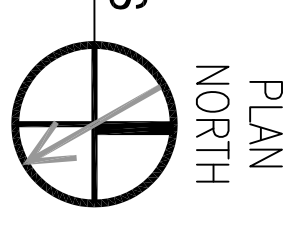
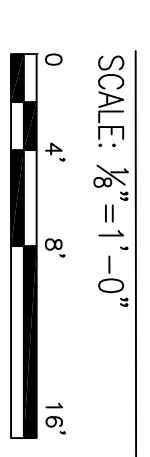


BOAT STORAGE BLDG. 2442
 FLOOR PLAN - TELECOMMUNICATIONS



SPECIFIC NOTES THIS SHEET:

- ① 4-2" SCH40 PVC ROUTED FROM BLDG. 2440. SEE SHEET E2.3 FOR CONTINUATION. TURN UP THROUGH SLAB USING WRAPPED RIGID STEEL TO A POINT MINIMUM 6" ABOVE FLOOR. EXTEND TO JUNCTION BOX USING RIGID STEEL CONDUIT THEREAFTER. CONDUITS SHALL BE UTILIZED FOR FIRE ALARM, INTERCOM, AND INTEGRATED SECURITY SYSTEM CABLING. SEE RESPECTIVE SHOP DRAWINGS FOR FURTHER INFORMATION.
- ② 1-1" SCH40 PVC ROUTED TO PEDESTRIAN GATE. SEE SHEET E2.3 FOR CONTINUATION. TURN UP THROUGH SLAB USING WRAPPED RIGID STEEL TO A POINT MINIMUM 6" ABOVE FLOOR. EXTEND TO JUNCTION BOX USING RIGID STEEL CONDUIT THEREAFTER. CONDUIT SHALL BE UTILIZED FOR INTEGRATED SECURITY SYSTEM CABLING. SEE SHOP DRAWINGS FOR FURTHER INFORMATION.

1 2 3 4 5

A

B

C

D

1 2 3 4 5

A

B

C

D

THESE PLANS AND SPECIFICATIONS HAVE BEEN PREPARED BY OR UNDER OUR DIRECT SUPERVISION, AND WE ARE NOT PROVIDING CONTRACT ADMINISTRATION. WE ARE NOT GENERALLY ADMINISTERING THE WORK.

SCHLARLY ENGINEERING, LLC
 PER: *[Signature]*
 REG. # 27699

9-4-09

DATE: 11B OF 13Z

SHEET: E5.3

DEPARTMENT OF THE NAVY
 NAVAL FACILITIES ENGINEERING COMMAND
 NAVAL FACILITIES ENGINEERING COMMAND SOUTHEAST
 NAVAL AIR STATION JACKSONVILLE
 IPT SOUTH ATLANTIC

JOHN C. STENNIS SPACE CENTER MISSISSIPPI

SOF RIVERINE AND COMBATANT CRAFT OPERATIONS FACILITY

BLDG. 2442 FLOOR PLAN - TELCO

SCALE: 1/8"=1'-0"

CODE ID NO. N4412 SIZE 0

MAKIND NO. #####

STA. PROJ. NO. P-210

WORK ORDER NO. 510247

CONSTR. CONTR. NO. N62467-05-D-0096

NAVFAC DRAWING NO. 15026765

RES. K. SCHLARLY/DRAW. K. SCHLARLY
 REVIEWED BY: R. WILISE

PN/DWG. I. ARMBR
 CHIEF ENG/ARCH. P. DAMON

SCALE

REG. NO. 27699


PROFESSIONAL ENGINEER
 IN THE STATE OF LOUISIANA

SEPTEMBER 4, 2009

SCHLARLY ENGINEERING, LLC

121 SOUTH GENOIS STREET
 NEW ORLEANS, LA 70119
 PH: 504-482-1941
 FAX: 504-482-1930

M. KIMBALL SCHLARLY, P.E.
 LA REG. 27699



SYM	DESCRIPTION	DATE	APPR