



DRAWING INDEX	
DRAWING TITLE	PAGES
Cover Sheet	1
Notes	2
Anchor Rod Plan	3-5
Primary Structural	
Secondary Structural	
Covering	
Special Drawings	
Standard Erection Details	

DRAWING RELEASE HISTORY		
TYPE	DATE	DESCRIPTION
ANCHOR ROD DRAWINGS	12-23-2008	PRELIMINARY FOR APPROVAL

### GENERAL NOTES

**ASTM DESIGNATION**

A529, A572, A1011, A1018	GRADE 50
A653, A1011	GRADE 60
A572	GRADE 80
A36, A529, A572, A588, A709, A992	GRADE 36 KS: UNLESS NOTED
A529, A572, A588, A709, A992	GRADE 50
A500	GRADE B
A653, A792	GRADE 50 OR GRADE 80

**A325 & A490 BOLT TIGHTENING REQUIREMENTS**

IT IS THE RESPONSIBILITY OF THE ERECTOR TO INSURE PROPER BOLT TIGHTNESS IN ACCORDANCE WITH APPROPRIATE REGULATIONS. THE FOLLOWING CRITERIA IS IN COMPLIANCE WITH THE LATEST SPECIFICATIONS, HOWEVER THE ERECTOR IS RESPONSIBLE TO VERIFY LOCAL AUTHORITY REQUIREMENTS.

ALL CONNECTIONS MADE WITH A325 BOLTS MAY BE TIGHTENED TO THE "SNUG TIGHT" CONDITION AS PERMITTED BY THE SPECIFICATION FOR STRUCTURAL JOINTS USING A325 OR A490 BOLTS (2004 ED), UNLESS INDICATED AS "PRE-TENSIONED" ELSEWHERE IN THESE DRAWINGS, OR AS INDICATED BELOW.

PRE-TENSION BOLTS ON PRIMARY FRAMING, BOLTED BRACING, AND STRUT CONNECTIONS IF LOCATED IN IBC SEISMIC PERFORMANCE / DESIGN CATEGORY D, E OR F, UBC ZONE 3 OR 4. SEE CODES AND LOADS NOTES BELOW FOR FOR SEISMIC DESIGN CATEGORY. PRE-TENSION ALL PRIMARY FRAMING CONNECTIONS IN CANADA.

PRE-TENSION BOLTS ON PRIMARY FRAMING, BOLTED BRACING, STRUTS AND CRANE RUNWAY CONNECTIONS IF BUILDING SUPPORTS A CRANE WITH A CAPACITY GREATER THAN 5 TONS.

CONNECTIONS THAT SUPPORT RUNNING MACHINERY AND OTHER SOURCES OF IMPACT OR STRESS REVERSAL MUST BE PRE-TENSIONED.

ALL SLIP CRITICAL CONNECTIONS AS INDICATED IN THESE DRAWINGS WITH -SC DESIGNATION MUST BE PRE-TENSIONED. SC TYPE CONNECTIONS MUST BE FREE OF PAINT, OIL OR OTHER MATERIALS THAT REDUCE THE FRICTION AT CONTACT SURFACES.

CONNECTIONS DESIGNATED AS A325-X OR A490-X SHALL BE INSTALLED WITH BOLT HEAD ON SIDE OF THE THINNEST PLATE BEING CONNECTED.

SECONDARY MEMBERS AND FLANGE BRACE CONNECTIONS ARE ALWAYS "SNUG TIGHTENED", EVEN IF ABOVE CONDITIONS EXIST, UNLESS SPECIFICALLY NOTED OTHERWISE ON DETAILS.

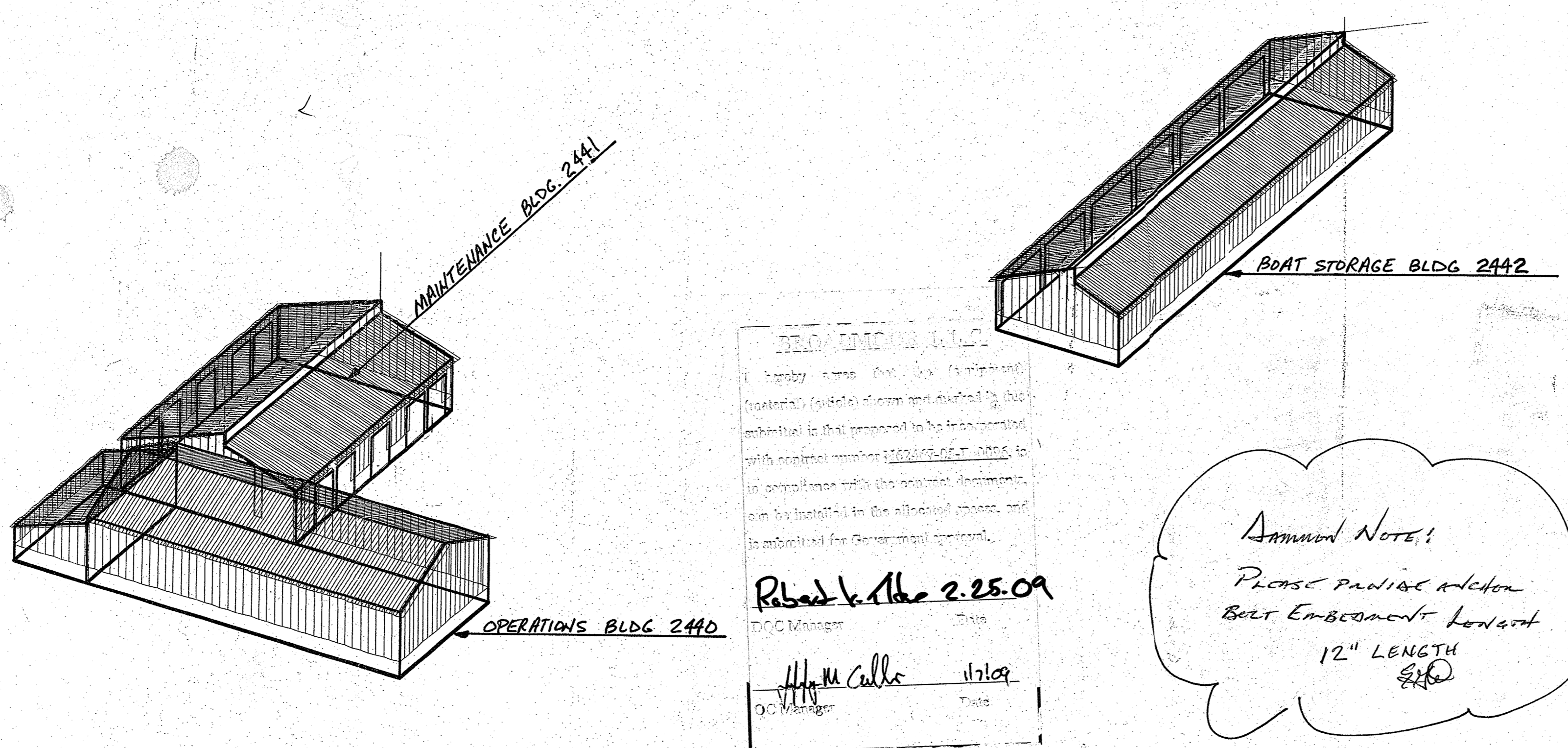
WASHERS ARE NOT REQUIRED FOR "SNUG-TIGHT" CONNECTIONS. PRE-TENSIONED A325 OR A490 CONNECTIONS TIGHTENED USING THE TURN-OF-THE-NUT METHOD DO NOT REQUIRE WASHERS. A490 BOLTS MUST ALWAYS BE PRE-TENSIONED.

DAMMON ENGINEERING INC  
 Date: 2.25.09 Project: Stennis ROP  
 Reviewed: \_\_\_\_\_  
 Reviewed as Noted:   
 Review and Resubmit: \_\_\_\_\_  
 Rejected: \_\_\_\_\_  
 Other: \_\_\_\_\_

Corrections or comments made on the shop drawings during this review do not relieve the contractor from compliance with requirements of the drawings and specifications. This check is only for review of the general conformance with the design concept of the project and general compliance with the information given in the contract documents. This contractor is responsible for: confirming and correlating all quantities and dimensions; selecting fabrication processes and techniques of construction; coordinating his or her work with that of all other trades and performing all in a safe and satisfactory manner.

Submittal Item: Anchor Bolt Plans  
 Comments

- Coordinate with subsequent drawings / submittals, especially rigid frame column / masonry wall dimensions.



### CODES AND LOADS

WHEN MULTIPLE BUILDINGS ARE INVOLVED, SPECIFIC LOAD FACTORS FOR DIFFERING OCCUPANCIES, BUILDING DIMENSIONS, HEIGHTS, FRAMING SYSTEMS, ROOF SLOPES, ETC., MAY RESULT IN DIFFERENT LOAD APPLICATION FACTORS THAN INDICATED BELOW. SEE CALCULATIONS FOR FURTHER DETAILS.

Building Code: 2006 International Building Code  
 Building Use: Standard Occupancy Structure, Collateral Gravity: 5.00 psf (Not Including bldg wt)

**LIVE LOADS AND RAINFALL**  
 Live Load 20.00 psf (Not Reducible)  
 Rainfall: 10.00 inches per hour  
 Operations Building : Mezzanine 1 @ 12/9/0: FD=50.00 psf, FL=100.00 psf (Not Reducible, Coll. Load:= 10.00 psf, Partition Load:= 10.00 psf)

**SNOW LOAD**  
 Ground Snow: 5.00 psf, Flat Roof Snow: 3.15 psf  
 Snow Exposure Category (Factor): 1 Fully Exposed (0.90)  
 Snow Importance: 1.000 Thermal Category (Factor): Heated (1.00)

**WIND LOAD**  
 Wind Speed: 130.00 mph, Wind Exposure: B  
 Basic Wind Pressure: 25.97 psf  
 Wind Importance Factor: 1.000, Ft= Topographic Factor: 1.0000  
 Wind Enclosure: Enclosed, 0.180  
 Note: All windows, doors, skylights and other covered openings must be designed for the specified above wind loads

**EARTHQUAKE DESIGN DATA**  
 Lateral Force Resisting Systems using Equivalent Force Procedure  
 Mapped Spectral Response - Ss: 11.80 %, S1: 5.10 %  
 Seismic Hazard / Use Group: Group 1  
 Seismic Performance / Design Category: B (See Bolt Tightening Note Above)  
 Seismic Snow Load: 0.00 psf  
 Seismic Importance: 1.000  
 Soil Profile Type: Stiff soil (D, 4)  
 Design Spectral Response - Sds: 0.1259, Sd1: 0.0816

Ordinary Steel Moment Frames  
 Frame Redundancy Factor: 1.0000  
 Framing R-Factor: 3.0000, Frame Seismic Factor (%): 0.0420, Design Base Shear = 0.0420 W  
 Ordinary Steel Concentric Braced Frames  
 Brace Redundancy Factor: 1.0000  
 Bracing R-Factor: 3.0000, Brace Seismic Factor (%): 0.0420, Design Base Shear = 0.0420 W

APPROVED OF DRAWINGS  
 These drawings are released for review and APPROVAL ONLY. Please review carefully. Approval constitutes the Builder / Contractor's acceptance of the Varco-Pruden interpretation of the contract Purchase Order. Fabrication is pending the return of one set signed by Builder / Contractor.  
 Approved as Submitted  
 Disapproved. Please resubmit.  
 Builder Contr: \_\_\_\_\_ Date: \_\_\_\_\_

VP Buildings  
 2822 W. 17th Street  
 Pine Bluff, AR 71603

PAGES 1-5  
 FOR APPROVAL ONLY  
 PRELIMINARY

Approval  
 SCANNED  
 Date: 2/25/09 initials: PAC


VP Buildings 3200 Players Club Circle Memphis TN 38125

THE VP ENGINEER'S SEAL APPLIES ONLY TO THE WORK PRODUCT OF VP AND DESIGN AND PERFORMANCE REQUIREMENTS SPECIFIED BY VP. THE VP ENGINEER'S SEAL DOES NOT APPLY TO THE PERFORMANCE OR DESIGN OF ANY OTHER PRODUCT OR COMPONENT FURNISHED BY VP EXCEPT TO ANY DESIGN OR PERFORMANCE REQUIREMENTS SPECIFIED BY VP.

THIS DRAWING, INCLUDING THE INFORMATION HEREON, REMAINS THE PROPERTY OF VP BUILDINGS.


IT IS PROVIDED SOLELY FOR ERECTING THE BUILDING DESCRIBED IN THE APPLICABLE PURCHASE ORDER AND SHALL NOT BE MODIFIED, REPRODUCED OR USED FOR ANY OTHER PURPOSE WITHOUT PRIOR WRITTEN APPROVAL OF VP BUILDINGS.

THE GENERAL CONTRACTOR AND/OR ERECTOR IS SOLELY RESPONSIBLE FOR ACCURATE, GOOD QUALITY WORKMANSHIP IN ERECTING THIS BUILDING IN CONFORMANCE WITH THIS DRAWING. DETAILS REFERENCED IN THIS DRAWING, ALL APPLICABLE VP BUILDINGS ERECTION GUIDES, AND INDUSTRY STANDARDS PERTAINING TO PROPER ERECTION, INCLUDING THE CORRECT USE OF TEMPORARY BRACING.



COVER SHEET

BUILDER	Broadmoor, LLC
CUSTOMER	John F. Stennis Space Center
LOCATION	Stennis Space Center, Mississippi
PROJECT	Riverine and Combatant Craft Operations Facility
BUILDERS P#	



JOBNO	08-28914
DATE	12-23-2008
DRAWN / CHECK	
PAGE	