A / 25 — CHANNEL CONNECTION TO CORNER COLUMN AT GRID "A"

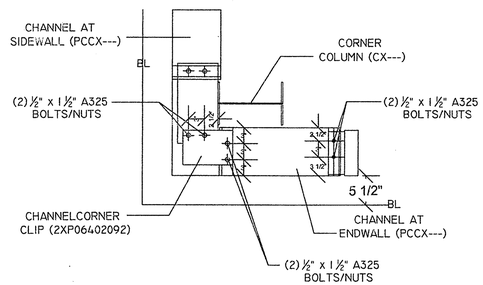

CONNECT CHANNEL AT TOP OF 6'-0" MASONRY WALL TO CLIP ON CORNER CLOUMN FO WITH SHIPLOOSE CONNECTOR CLIP (2XP06402092) AS SHOWN ABOVE.

B / 25 — CHANNEL CONNECTION TO CORNER COLUMN AT GRID "D"

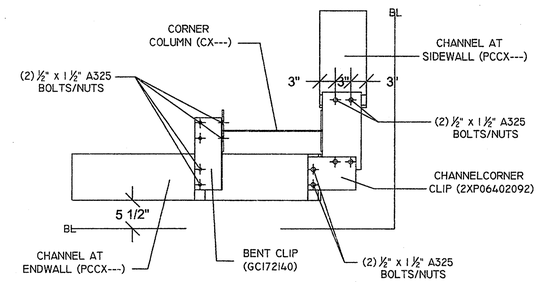

CONNECT CHANNEL AT TOP OF 6'-0" MASONRY WALL TO CLIP ON CORNER CLOUMN FO WITH SHIPLOOSE CONNECTOR CLIP (2XP06402092) AND WITH BENT CLIP(GCI72140) AS SHOWN ABOVE.

C / 25 — CHANNEL CONNECTION TO END POST COLUMN

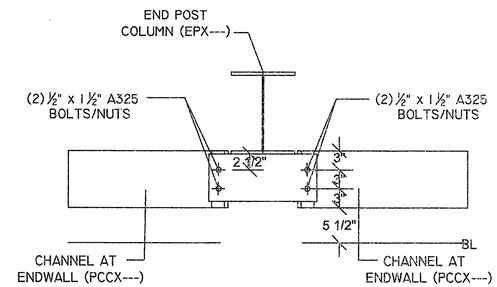

D / 25 — ENDWALL SECONDARY CONNECTION TO ROOF PURLINS

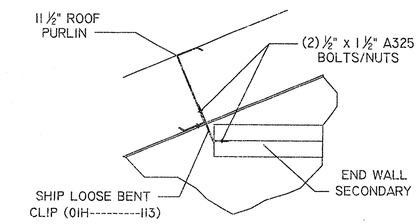

CONNECT ENDWALL SECONDARY TO WEB OF ROOF PURLIN WITH SHIP LOOSE BENT CLIP (01H----). REFER TO WALL SECONDARY DRAWING FOR CLIP MARK NUMBER. FIELD DRILL (2) 9/16" DIAM. HOLES IN WEB OF ROOF PURLIN AS REQUIRED FOR CONNECTION OF CLIP.

E / 25 — CHANNEL CONNECTION TO SIDE WALL COLUMN AT GRID "D"

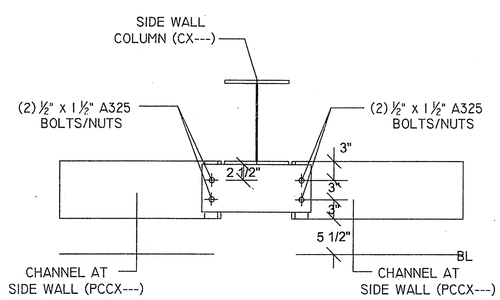

F / 25 — CHANNEL CONNECTION TO CORNER COLUMN AND JAMB AT GRID "A"

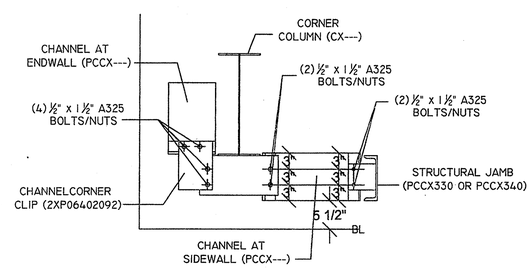

CONNECT CHANNEL AT TOP OF 6'-0" MASONRY WALL TO CLIP ON CORNER CLOUMN FO WITH SHIPLOOSE CONNECTOR CLIP (2XP06402092) AS SHOWN ABOVE.

G / 25 — CHANNEL CONNECTION TO STRUCTURAL JAMB AT GRID "A"

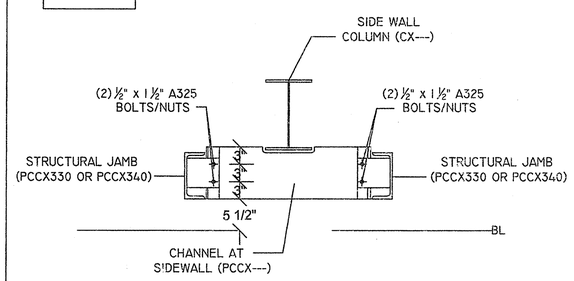

CONNECT CHANNEL AT TOP OF 6'-0" MASONRY WALL TO CLIPS ON STRUCT. JAMBS. THE CHANNEL WILL NOT CONNECT TO THE SIDE WALL COLUMN AT GRID "A" ONLY.

BONNIE D. PATTERSON REGISTERED PROFESSIONAL ENGINEER NO. 7057 STATE OF MISSISSIPPI

FOR CONSTRUCTION

THE VP ENGINEER'S SEAL APPLIES ONLY TO THE WORK PRODUCT OF VP AND DESIGN AND PERFORMANCE REQUIREMENTS SPECIFIED BY VP. THE VP ENGINEER'S SEAL DOES NOT APPLY TO THE PERFORMANCE OR DESIGN OF ANY OTHER PRODUCT OR COMPONENT FURNISHED BY VP EXCEPT TO ANY DESIGN OR PERFORMANCE REQUIREMENTS SPECIFIED BY VP.

THIS DRAWING, INCLUDING THE INFORMATION HEREON, REMAINS THE PROPERTY OF VP BUILDINGS.

IT IS PROVIDED SOLELY FOR ERECTING THE BUILDING DESCRIBED IN THE APPLICABLE PURCHASE ORDER AND SHALL NOT BE MODIFIED, REPRODUCED OR USED FOR ANY OTHER PURPOSE WITHOUT PRIOR WRITTEN APPROVAL OF VP BUILDINGS.

THE GENERAL CONTRACTOR AND/OR ERECTOR IS SOLELY RESPONSIBLE FOR ACCURATE, GOOD QUALITY WORKMANSHIP IN ERECTING THIS BUILDING IN CONFORMANCE WITH THIS DRAWING, DETAILS REFERENCED IN THIS DRAWING, ALL APPLICABLE VP ERECTION GUIDES, AND INDUSTRY STANDARDS PERTAINING TO PROPER ERECTION, INCLUDING THE CORRECT USE OF TEMPORARY BRACING.

VP Buildings
3200 Players Club Circle Memphis TN 38125

REV	DATE	BY	DESCRIPTION

NTS

DRAWING

BUILDER	Broadmoor, LLC
CUSTOMER	John F. Stennis Space Center
LOCATION	Stennis Space Center, Mississippi
PROJECT	Riverine and Combatant Craft Operations Facility
BUILDERS PO#	

VP BUILDINGS
VARCO, PRUDEN
A BlueScope Steel Company
VPC VERSION: 7.1f

JOBNO	08-28914EP3
DATE	4/30/09
DRAWN/CHECK	BR BR
PAGE	25

5/4/2009 11:56:48 FILENAME: 08-28914 EP3.VPC

a division of BlueScope Buildings North America, Inc.