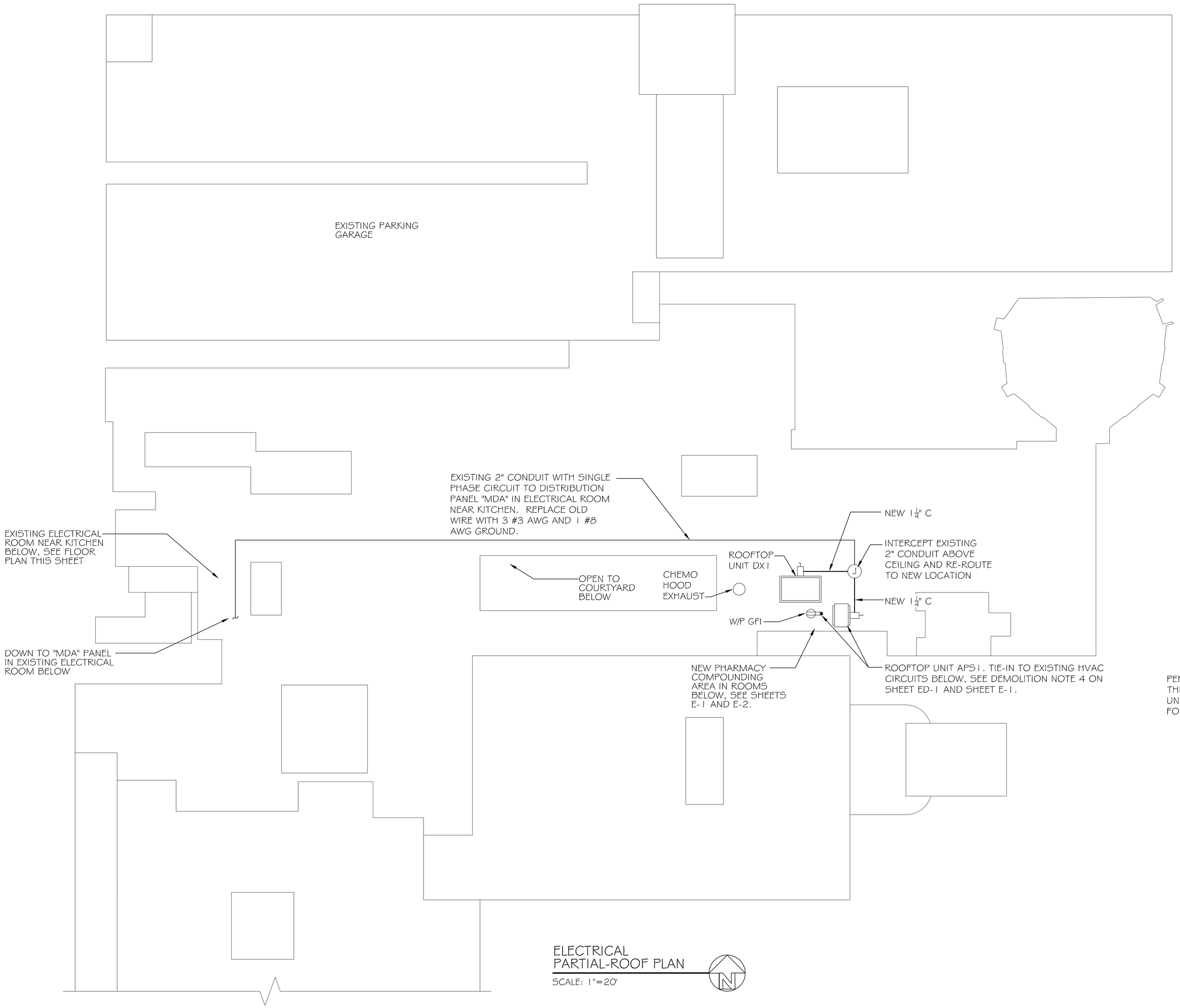

ELECTRICAL PARTIAL-ROOF PLAN

SCALE: 1"=20'

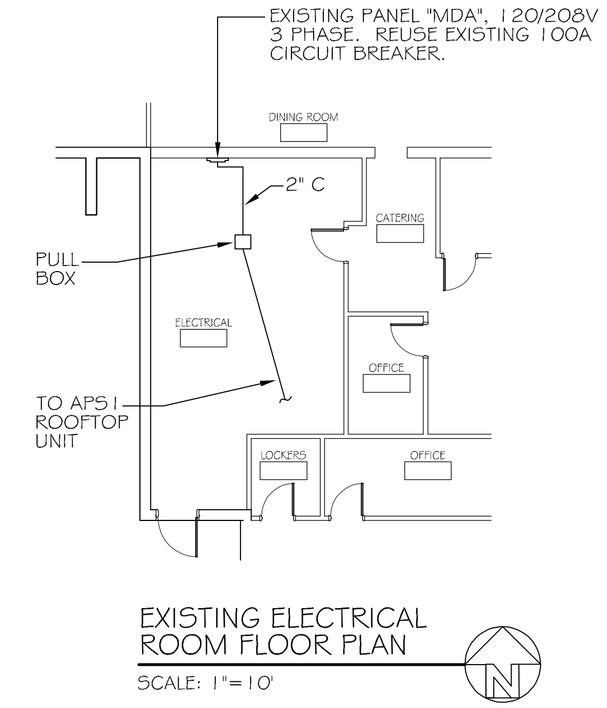

EXISTING ELECTRICAL ROOM FLOOR PLAN

SCALE: 1"=10'

NOTES

1. DRAWINGS ARE DRAWN DIAGRAMATIC. FIELD VERIFY ALL RELATED EXISTING CONDUITS & WIRING SIZES, LOCATIONS, ROUTES, AND CONDITIONS PRIOR TO CONSTRUCTION.

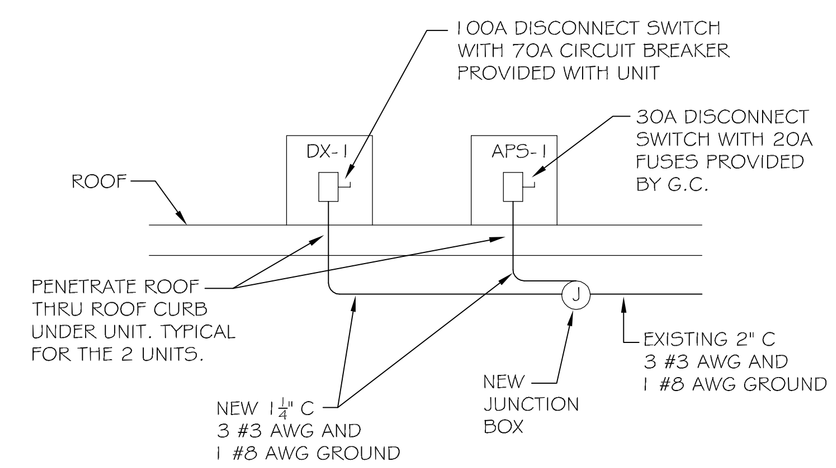

RISER DIAGRAM

N.T.S.

DAMMON ENGINEERING, INC.

CHIEF ENGINEER
EMMETT
DAMMON, P.E.

CHIEF ARCHITECT
ROBERT
WILTSE

1095 FLORIDA AVENUE
SLIDELL, LA. 70458
OFFICE: 985-649-5832
FAX: 985-641-5950

WEBSITE:
WWW.DAMMONENGINEERING.COM

EMAIL:
DAMMONENG@BELLSOUTH.NET

ARCHITECTURE

ENGINEERING

STUDIES

PLANNING

INVESTIGATION

EXPERT WITNESS

PHARMACY COMPOUNDING AREA UPGRADE & RENOVATIONS

SLIDELL MEMORIAL HOSPITAL
1001 GAUSE BLVD.
SLIDELL, LA

NEW ELECTRICAL ROOF PLAN

REV:

SCALE: AS NOTED

JOB#: 2063

DATE: 06-02-10

SHEET 11

E-3

OF 11