


THE DESIGNER HAS PREPARED THESE PLANS AND SPECIFICATIONS AND ASSUMES NO LIABILITY FOR THE ACCURACY OF THE INFORMATION PROVIDED HEREIN. THE USER OF THESE PLANS AND SPECIFICATIONS SHALL BE RESPONSIBLE FOR OBTAINING ALL NECESSARY PERMITS AND APPROVALS FROM THE APPROPRIATE AGENCIES. THE USER SHALL BE RESPONSIBLE FOR OBTAINING ALL NECESSARY INFORMATION FROM THE FIELD AND FOR VERIFYING THE ACCURACY OF THE INFORMATION PROVIDED HEREIN. THE USER SHALL BE RESPONSIBLE FOR OBTAINING ALL NECESSARY INFORMATION FROM THE FIELD AND FOR VERIFYING THE ACCURACY OF THE INFORMATION PROVIDED HEREIN. THE USER SHALL BE RESPONSIBLE FOR OBTAINING ALL NECESSARY INFORMATION FROM THE FIELD AND FOR VERIFYING THE ACCURACY OF THE INFORMATION PROVIDED HEREIN.

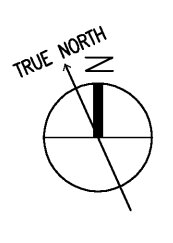
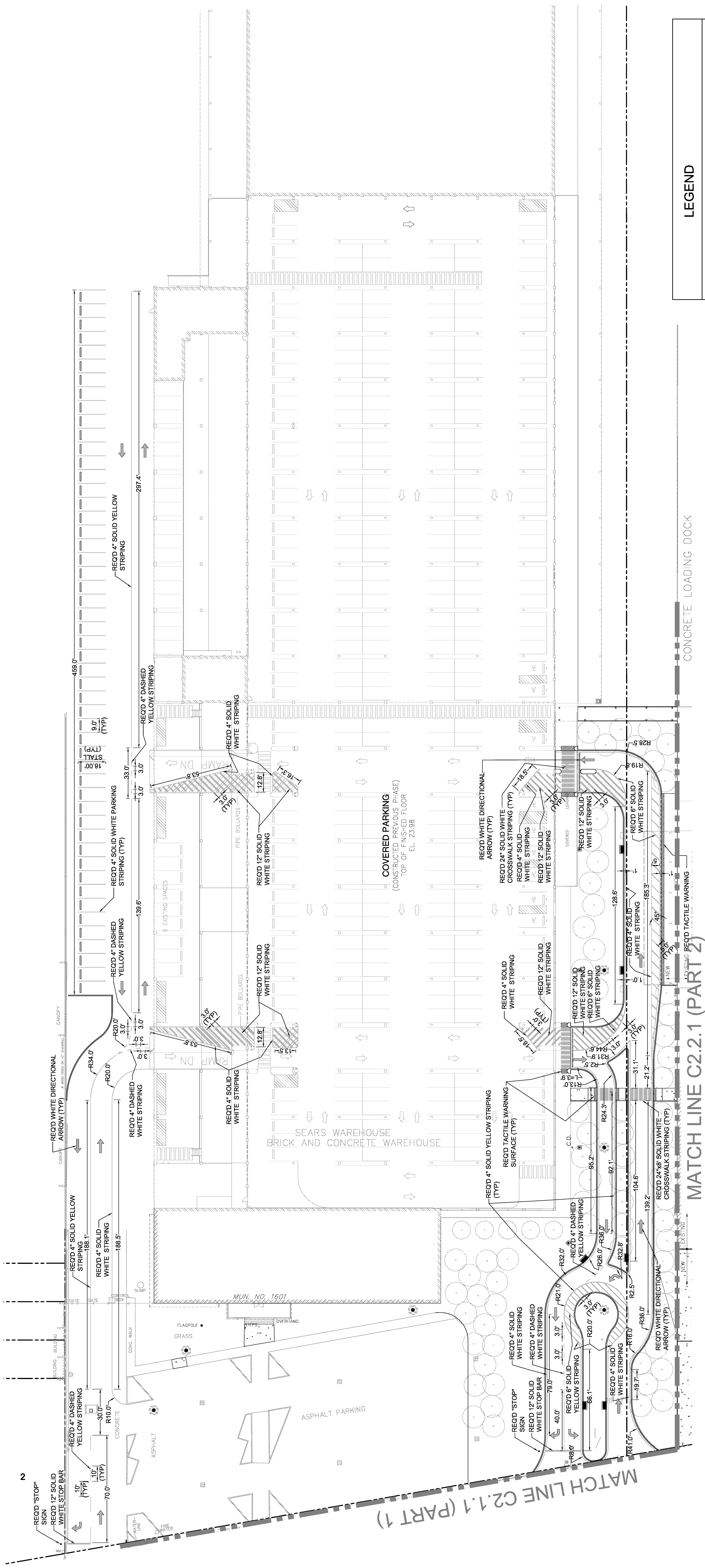
**OCHSNER NORTH CAMPUS INTERNAL MEDICINE RELOCATION**  
 OCHSNER MEDICAL CENTER  
 1401 Jefferson Highway  
 Jefferson, LA 70121

Copyright © 2010  
 Eskiew-Dumiez-Ripple / Rozas-Ward, Joint Venture  
 Date: 16 DECEMBER 2010



**CIVIL STRIPING PLAN**  
 EDR No. 09023  
 RWA No. 09024

drawn: SHU  
 checked: RMF  
 approved: [Signature]  
 sheet:



**1 CIVIL STRIPING PLAN**  
 C2.3.1 (PART 3)  
 1" = 30'

**LEGEND**

	RECD 4" DASHED WHITE STRIPING
	RECD 4" SOLID WHITE STRIPING
	RECD 12" OR 24" SOLID WHITE STOP BAR
	RECD 4" DASHED WHITE STRIPING
	RECD 4" SOLID WHITE PARKING STRIPING
	RECD 4" SOLID BLUE HANDICAP PARKING STRIPING & HANDICAP PARKING SYMBOL (SEE DETAIL 6/C4.4 FOR HANDICAP PARKING SYMBOL)
	RECD 4" DASHED YELLOW STRIPING
	RECD 4" SOLID YELLOW STRIPING
	RECD SIGN (SEE DETAIL 5/C4.4 FOR HANDICAP PARKING SIGN)
	RECD CONCRETE WHEEL STOP (SEE DETAIL 7/C4.1)
	RECD TACTILE WARNING SURFACE (SEE DETAIL 4/C4.4)

**LEGEND (SURVEY)**

	1" MANHOLE
	2" MANHOLE
	3" MANHOLE
	4" MANHOLE
	6" MANHOLE
	8" MANHOLE
	12" MANHOLE
	18" MANHOLE
	24" MANHOLE
	30" MANHOLE
	36" MANHOLE
	42" MANHOLE
	48" MANHOLE
	54" MANHOLE
	60" MANHOLE
	66" MANHOLE
	72" MANHOLE
	78" MANHOLE
	84" MANHOLE
	90" MANHOLE
	96" MANHOLE
	102" MANHOLE
	108" MANHOLE
	114" MANHOLE
	120" MANHOLE
	126" MANHOLE
	132" MANHOLE
	138" MANHOLE
	144" MANHOLE
	150" MANHOLE
	156" MANHOLE
	162" MANHOLE
	168" MANHOLE
	174" MANHOLE
	180" MANHOLE
	186" MANHOLE
	192" MANHOLE
	198" MANHOLE
	204" MANHOLE
	210" MANHOLE
	216" MANHOLE
	222" MANHOLE
	228" MANHOLE
	234" MANHOLE
	240" MANHOLE
	246" MANHOLE
	252" MANHOLE
	258" MANHOLE
	264" MANHOLE
	270" MANHOLE
	276" MANHOLE
	282" MANHOLE
	288" MANHOLE
	294" MANHOLE
	300" MANHOLE
	306" MANHOLE
	312" MANHOLE
	318" MANHOLE
	324" MANHOLE
	330" MANHOLE
	336" MANHOLE
	342" MANHOLE
	348" MANHOLE
	354" MANHOLE
	360" MANHOLE
	366" MANHOLE
	372" MANHOLE
	378" MANHOLE
	384" MANHOLE
	390" MANHOLE
	396" MANHOLE
	402" MANHOLE
	408" MANHOLE
	414" MANHOLE
	420" MANHOLE
	426" MANHOLE
	432" MANHOLE
	438" MANHOLE
	444" MANHOLE
	450" MANHOLE
	456" MANHOLE
	462" MANHOLE
	468" MANHOLE
	474" MANHOLE
	480" MANHOLE
	486" MANHOLE
	492" MANHOLE
	498" MANHOLE
	504" MANHOLE
	510" MANHOLE
	516" MANHOLE
	522" MANHOLE
	528" MANHOLE
	534" MANHOLE
	540" MANHOLE
	546" MANHOLE
	552" MANHOLE
	558" MANHOLE
	564" MANHOLE
	570" MANHOLE
	576" MANHOLE
	582" MANHOLE
	588" MANHOLE
	594" MANHOLE
	600" MANHOLE
	606" MANHOLE
	612" MANHOLE
	618" MANHOLE
	624" MANHOLE
	630" MANHOLE
	636" MANHOLE
	642" MANHOLE
	648" MANHOLE
	654" MANHOLE
	660" MANHOLE
	666" MANHOLE
	672" MANHOLE
	678" MANHOLE
	684" MANHOLE
	690" MANHOLE
	696" MANHOLE
	702" MANHOLE
	708" MANHOLE
	714" MANHOLE
	720" MANHOLE
	726" MANHOLE
	732" MANHOLE
	738" MANHOLE
	744" MANHOLE
	750" MANHOLE
	756" MANHOLE
	762" MANHOLE
	768" MANHOLE
	774" MANHOLE
	780" MANHOLE
	786" MANHOLE
	792" MANHOLE
	798" MANHOLE
	804" MANHOLE
	810" MANHOLE
	816" MANHOLE
	822" MANHOLE
	828" MANHOLE
	834" MANHOLE
	840" MANHOLE
	846" MANHOLE
	852" MANHOLE
	858" MANHOLE
	864" MANHOLE
	870" MANHOLE
	876" MANHOLE
	882" MANHOLE
	888" MANHOLE
	894" MANHOLE
	900" MANHOLE
	906" MANHOLE
	912" MANHOLE
	918" MANHOLE
	924" MANHOLE
	930" MANHOLE
	936" MANHOLE
	942" MANHOLE
	948" MANHOLE
	954" MANHOLE
	960" MANHOLE
	966" MANHOLE
	972" MANHOLE
	978" MANHOLE
	984" MANHOLE
	990" MANHOLE
	996" MANHOLE
	1002" MANHOLE
	1008" MANHOLE
	1014" MANHOLE
	1020" MANHOLE
	1026" MANHOLE
	1032" MANHOLE
	1038" MANHOLE
	1044" MANHOLE
	1050" MANHOLE
	1056" MANHOLE
	1062" MANHOLE
	1068" MANHOLE
	1074" MANHOLE
	1080" MANHOLE
	1086" MANHOLE
	1092" MANHOLE
	1098" MANHOLE
	1104" MANHOLE
	1110" MANHOLE
	1116" MANHOLE
	1122" MANHOLE
	1128" MANHOLE
	1134" MANHOLE
	1140" MANHOLE
	1146" MANHOLE
	1152" MANHOLE
	1158" MANHOLE
	1164" MANHOLE
	1170" MANHOLE
	1176" MANHOLE
	1182" MANHOLE
	1188" MANHOLE
	1194" MANHOLE
	1200" MANHOLE
	1206" MANHOLE
	1212" MANHOLE
	1218" MANHOLE
	1224" MANHOLE
	1230" MANHOLE
	1236" MANHOLE
	1242" MANHOLE
	1248" MANHOLE
	1254" MANHOLE
	1260" MANHOLE
	1266" MANHOLE
	1272" MANHOLE
	1278" MANHOLE
	1284" MANHOLE
	1290" MANHOLE
	1296" MANHOLE
	1302" MANHOLE
	1308" MANHOLE
	1314" MANHOLE
	1320" MANHOLE
	1326" MANHOLE
	1332" MANHOLE
	1338" MANHOLE
	1344" MANHOLE
	1350" MANHOLE
	1356" MANHOLE
	1362" MANHOLE
	1368" MANHOLE
	1374" MANHOLE
	1380" MANHOLE
	1386" MANHOLE
	1392" MANHOLE
	1398" MANHOLE
	1404" MANHOLE
	1410" MANHOLE
	1416" MANHOLE
	1422" MANHOLE
	1428" MANHOLE
	1434" MANHOLE
	1440" MANHOLE
	1446" MANHOLE
	1452" MANHOLE
	1458" MANHOLE
	1464" MANHOLE
	1470" MANHOLE
	1476" MANHOLE
	1482" MANHOLE
	1488" MANHOLE
	1494" MANHOLE
	1500" MANHOLE

**NOTE:**  
 ALL SIGNALIZATION, LONGITUDINAL DIMENSIONS AND DIMENSIONS OF MARKERS SHALL COMPLY WITH L.A. D.O.T.D. STANDARD SPECIFICATIONS AND STANDARD DETAILS. REFER TO THE STANDARD SPECIFICATIONS AND STANDARD DETAILS FOR THE LATEST REVISION FOR L.A. D.O.T.D. STD. PLANS PM-02, RS-24 (REV).

**48 HOURS BEFORE DIGGING**  
 CALL TOLL FREE  
**1-800-272-3020**  
 Louisiana One Call

