


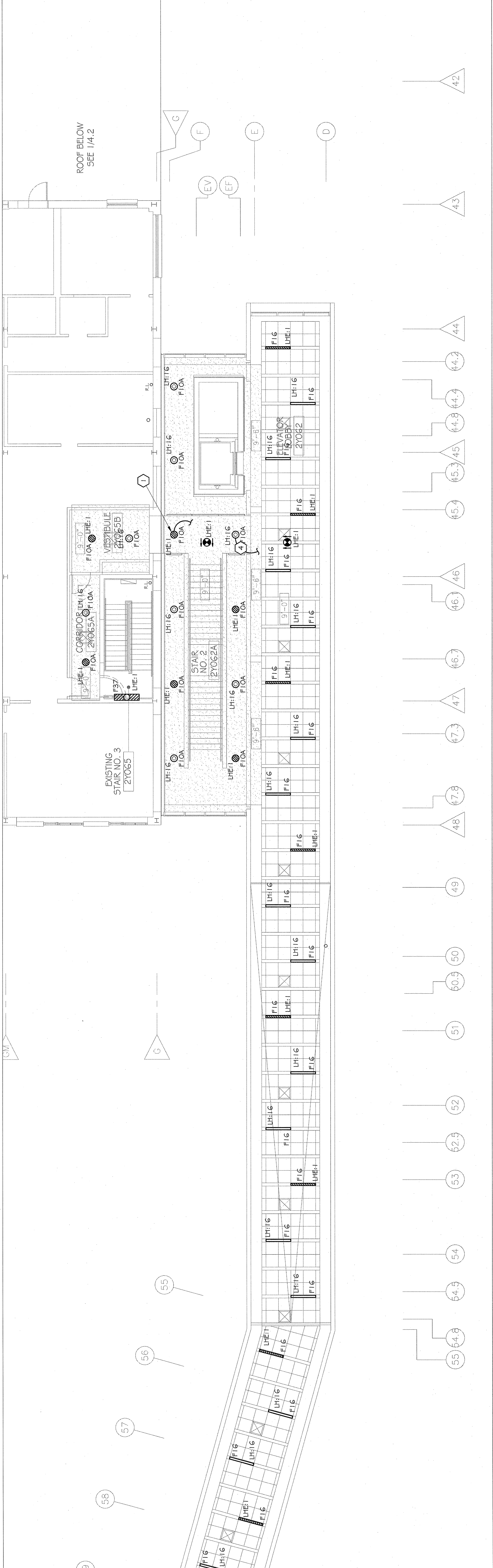
THE ABOVE DRAWINGS AND SPECIFICATIONS AND ALL DIMENSIONS, THEREOF, ARE AND SHALL REMAIN THE PROPERTY OF THE ARCHITECT, AND NO PART OF THESE DRAWINGS OR SPECIFICATIONS SHALL BE REPRODUCED OR USED IN CONNECTION WITH ANY WORK OR PROJECT FOR WHICH THEY WERE PREPARED AND DEVELOPED WITHOUT THE WRITTEN CONSENT OF THE ARCHITECT. THESE DRAWINGS OR SPECIFICATIONS SHALL CONSTITUTE A COMPLETE AND EXHAUSTIVE STATEMENT OF THE ARCHITECT'S INTENTIONS AND REQUIREMENTS. THE CONTRACTOR SHALL BE RESPONSIBLE FOR OBTAINING ALL NECESSARY PERMITS AND APPROVALS. THE CONTRACTOR SHALL VERIFY, AND BE RESPONSIBLE FOR, ALL DIMENSIONS AND CONDITIONS OF THE EXISTING WORK. ANY VARIATIONS FROM THE DIMENSIONS AND CONDITIONS SHOWN ON THESE DRAWINGS SHALL BE NOTIFIED OF ANY VARIATIONS TO THE ARCHITECT IMMEDIATELY UPON DISCOVERY. ANY VARIATIONS SHALL BE APPROVED BY THE ARCHITECT BEFORE PROCEEDING WITH FABRICATION.

**OCHSNER NORTH CAMPUS INTERNAL MEDICINE RELOCATION**  
 OCHSNER MEDICAL CENTER  
 1401 Jefferson Highway  
 Jefferson, LA 70121

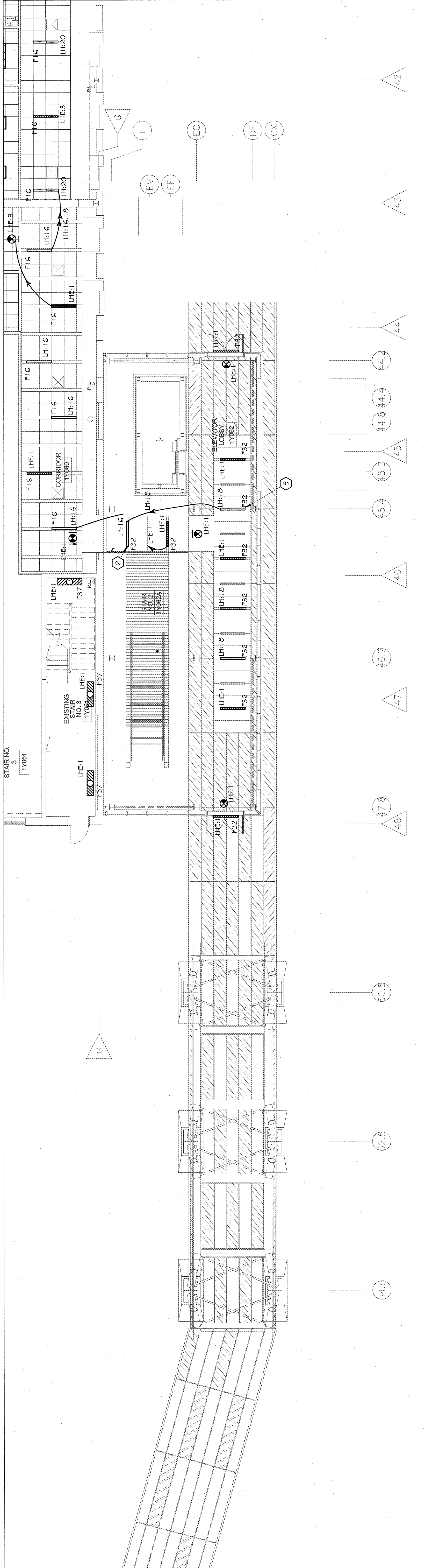
Copyright © 2010  
 Eskiew+Dumez+Ripple /  
 Rozas+Ward, Joint Venture  
 Date: 16 MAY 2011



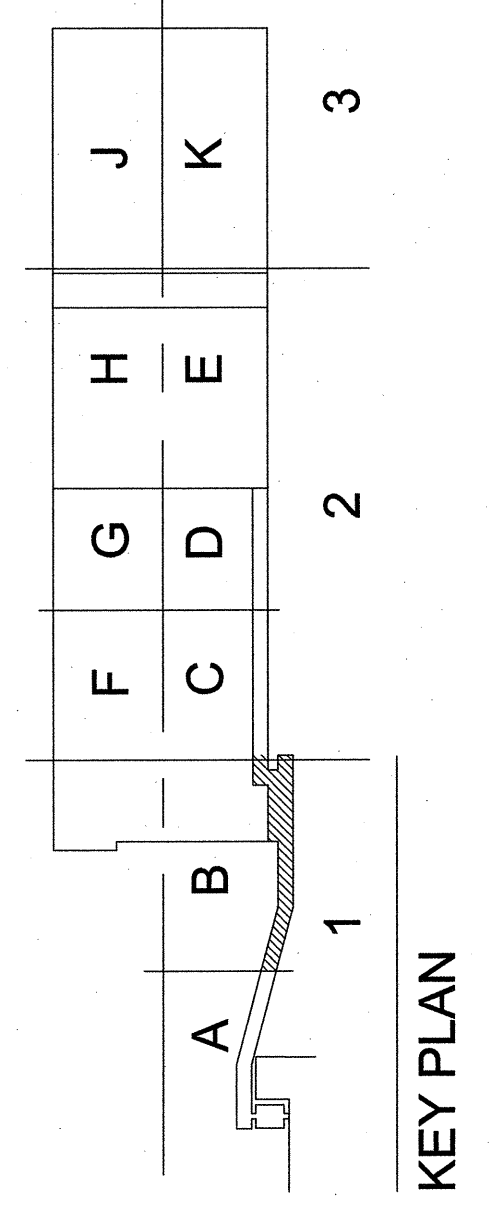
LIGHTING FIRST FLOOR PLAN  
 SECTION 1 - AREA B  
 EDR No. 09023  
 RWA No. 09024  
 drawn: BGM  
 checked: DAB  
 approved: SNM  
 sheet



**2 THIRD FLOOR LIGHTING PLAN**  
 1/8" = 1'-0"  
 SECTION 1



**1 FIRST FLOOR LIGHTING PLAN**  
 1/8" = 1'-0"  
 SECTION 1



WDG ARCHITECTS ENGINEERS  
 1100 POYDRAS ST. SUITE 1360 - NOLA 70163 - t. 504.754.5280

**GENERAL NOTES:**

- ALL "O" ARE F11 UNLESS NOTED OTHERWISE.
- ALL "□" ARE F15 UNLESS NOTED OTHERWISE.
- ALL "●" ARE X1 UNLESS NOTED OTHERWISE.
- LETTER "L" DESIGNATION NEXT TO LIGHTING FIXTURE INDICATES OUTLET CONTROLLED.
- "LHE1" DESIGNATION NEXT TO LIGHTING FIXTURE INDICATES CIRCUIT BREAKER FIXTURE IS CONNECTED TO.

**LIGHTING NOTES (THIS SHEET ONLY):**

- DOWN TO F32 (LHE1) IN CORRIDOR TO ELEVATOR LOBBY ON FIRST FLOOR.
- UP TO F16 ON THIRD FLOOR.
- UP TO F10A (LHE16) IN STAIR LOBBY ON THIRD FLOOR.
- DOWN TO F32 (LHE16) IN CORRIDOR TO ELEVATOR LOBBY ON FIRST FLOOR.
- CONNECT TO F32S IN CANOPY. SEE NOTE 5 ON SHEET E3.04.