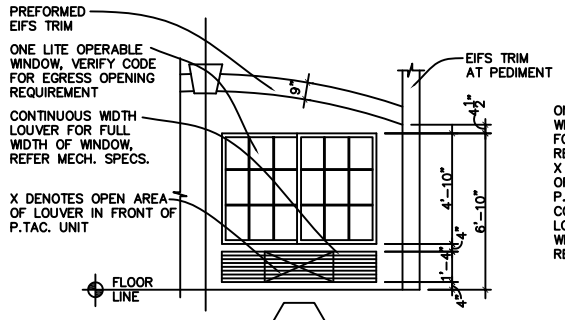

OPERABLE WINDOW AT PEDIMENT

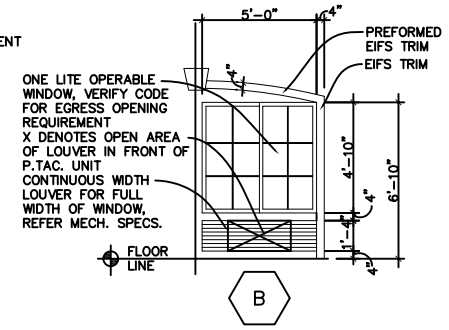

OPERABLE WINDOW

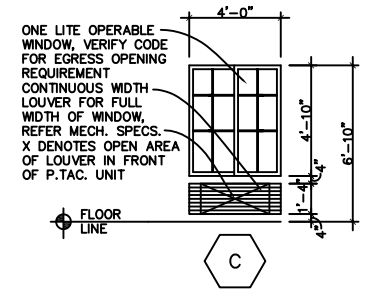

OPERABLE WINDOW AT CORRIDOR

WINDOW SCHEDULE

	WINDOW	TYPE: FIXED	TYPE: VERTICAL SLIDE	TYPE: HORIZ SLIDE	FRAME: STEEL	FRAME: ALUMINUM	FRAME: WOOD	GLASS: TINTED	GLASS: PLAIN	GLASS: INSULATED	LITES: 2/2	LITES: 4/4	LITES: 6/6	LITES: 8/8	LITES: 9/9	ACCESSORIES: NONE	ACCESSORIES: SCREEN	ACCESSORIES: SHUTTER	ACCESSORIES: WOME	ACCESSORIES: ALARM	REMARKS
A	6/9 X 4/10			●		●				●					●				●		
B	5/0 X 4/10			●		●				●			●						●		
C	4/0 X 4/10			●		●				●			●						●		

NOTE: WINDOW FRAME– BAKED WHITE ENAMEL, GLASS– INSULATED, TEMPERED GLAZING

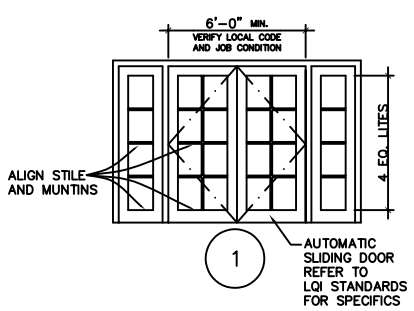

ALUM. ENTRANCE DOOR W/ FIXED SIDE LITE

LOCATION: ENTRY



STEEL (6 PANEL) FIRE RATED

LOCATION: FROM CORRIDOR TO GUEST ROOMS, STORAGE ROOMS, LINEN ROOMS, REGISTRATION/WORK ROOM, SALES OFFICE, LAUNDRY, MEN'S AND WOMEN'S TOILETS, ELECTRICAL ROOMS, FROM BREAKFAST TO PANTRY

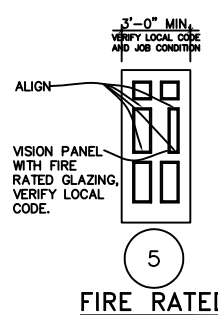

FIRE RATED STEEL (6 PANEL) W/ WIRE GLASS PANEL

LOCATION: FROM CORRIDOR TO STAIRCASES AND GUEST LAUNDRY

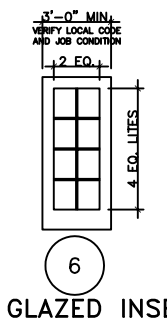

STEEL W/ GLAZED INSERT T.D.L. FIRE RATED GLAZING (WOOD GRAIN IF EXTERIOR DOOR)

LOCATION: FROM CORRIDOR TO BUSINESS CENTER AND EXERCISE ROOM AND FROM LOBBY TO LUGGAGE ROOM BETWEEN ROOMS IN TWO–ROOM SUITE

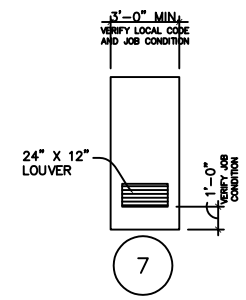

FLUSH STEEL WITH LOUVER

LOCATION: AT EXTERIOR STORAGE BUILDING, POOL EQUIPMENT AREA



FLUSH STEEL FIRE RATED

LOCATION: EXTERIOR DOOR AT PANTRY, STAIRCASE, CORRIDOR (AS APPLICABLE) REFER FLOOR PLAN AND EXTERIOR ELEVATIONS

FLUSH STEEL

LOCATION: FROM STORAGE TO JANITOR, FROM MECHANICAL ROOM TO MAINTENANCE ROOM, FROM MECH. ROOM TO ELEV. EQUIPMENT ROOM, FROM LAUNDRY TO LINEN CHUTE, EMPLOYEE TOILET, LINEN ROOM, FROM WORK ROOM TO TELE/VIDEO, TO BREAK ROOM, TO GENERAL MANAGER

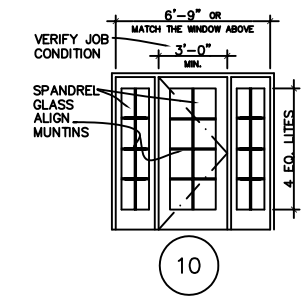

FLUSH STEEL THERMAL GLAZING FULL PANEL & SIDE GLAZED PANEL

LOCATION: EXTERIOR DOOR AT MAINTENANCE ROOM– IN THE PEDIMENT TO ALIGN WITH STACK OF WINDOWS ABOVE.



HOLLOW CORE 6 PANEL COLONIST

LOCATION: FROM GUEST ROOM TO GUEST BATH

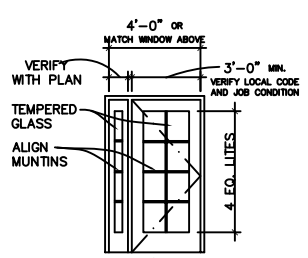

FLUSH STEEL THERMAL GLAZING FULL PANEL & SIDE GLAZED PANEL

LOCATION: EXTERIOR AT CORRIDORS AND STAIRCASE, OVERALL WIDTH TO MATCH THE STACK OF WINDOWS ABOVE

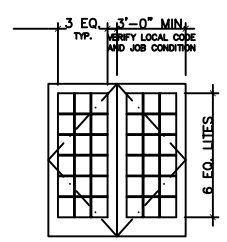

FLUSH STEEL W/ FIRE RATED GLAZING

LOCATION: FROM CORRIDOR TO MEETING ROOM

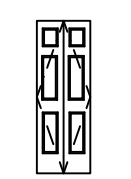

HOLLOW CORE 6 PANEL COLONIST

LOCATION: FROM GUEST ROOM TO CLOSETS, AND FROM MEETING ROOM TO CLOSET

NOTES:
1. DIMENSIONS SHOWN ON THIS DRAWING ARE FOR PROTOTYPE DESIGN ONLY. VERIFY JOB CONDITION AND LOCAL CODE REQUIREMENT FOR WINDOW AND DOOR SIZES.
2. VERIFY ROUGH OPENING DIMENSION PER JOB CONDITION.
3. VERIFY EGRESS AND ANY OTHER REQUIREMENT PER JOB SPECIFIC CONDITION.

DOOR & HARDWARE SCHEDULE

	DOOR	TYPE: SOLID WOOD	TYPE: HOLLOW CORE	TYPE: ALUM/GLASS	TYPE: STEEL/GLASS	TYPE: STEEL	TYPE: 6 PNL STEEL	FRAME: STEEL	FRAME: ALUMINUM	FRAME: WOOD	HINGE: DBL SWING	HINGE: BUTT	HINGE: BURGLERPRF	LOCK: NONE	LOCK: KEY CARD	LOCK: PRIVACY	LOCK: DEADBOLT	LOCK: KEYED HANDLE	LOCK: PUSH PULL	ACCESSORIES: PANIC BAR	ACCESSORIES: THRESHOLD	ACCESSORIES: WEATHERSTRIP	ACCESSORIES: DOOR STOP	ACCESSORIES: ALARM	ACCESSORIES: VIEW GLASS	ACCESSORIES: CLOSER	ACCESSORIES: SIDE LITE(S)	REMARKS
1	3/0x6/8x1 3/4 PR			●					●			●			●							●	●			●		SLIDING DOOR
2	3/0x6/8x1 3/4						●	●				●			●													20 MIN RATED
3	3/0x6/8x1 3/4						●	●				●				●												20 MIN RATED
4	3/0x6/8x1 3/4						●	●				●						●										20 MIN RATED
5	3/0x6/8x1 3/4						●	●				●		●											●			45 MIN RATED
6	3/0x6/8x1 3/4				●			●				●			●											●		20 MIN RATED
7	3/0x6/8x1 3/4					●		●				●						●										LOUVERED DOOR
8	3/0x6/8x1 3/4					●		●				●						●										20 MIN RATED
9	3/0x6/8x1 3/4					●		●				●						●										
10	3/0x6/8x1 3/4				●			●				●						●									●	8 LITES
11	3/0x6/8x1 3/4		●					●		●		●				●												6 PANEL WOOD
12	3/0x6/8x1 3/4				●			●				●			●						●	●					●	8 LITES
13	3/0x6/8x1 3/4 PR				●			●				●			●													20 MIN RATED
14	1/0x6/8x1 3/4		●					●		●																		
15	2/0x6/8x1 3/4		●					●		●																		

NOTE: EGRESS DOORS SHALL BE READILY OPERABLE FROM THE EGRESS SIDE WITHOUT THE USE OF A KEY OR SPECIAL KNOWLEDGE OR EFFORT.

DESIGN 3 REVISED: 02–09–07

DOOR/WINDOW TYPES

DR. EDUARDO HERNANDEZ
CEDAR LAKE ROAD
BILOXI, MISSISSIPPI

LA QUINTA INN & SUITES

DAMMON ENGINEERING, INC.
ARCHITECTS — ENGINEERS
1025 FLORIDA AVENUE SLIDELL, LA. 70458
985-649-5832
DAMMONENGINEERING.COM

SCALE: 1/4"=1'
FILE:
JOB NO. 1694
DATE:11–01–05
SHEET
A.11
OF