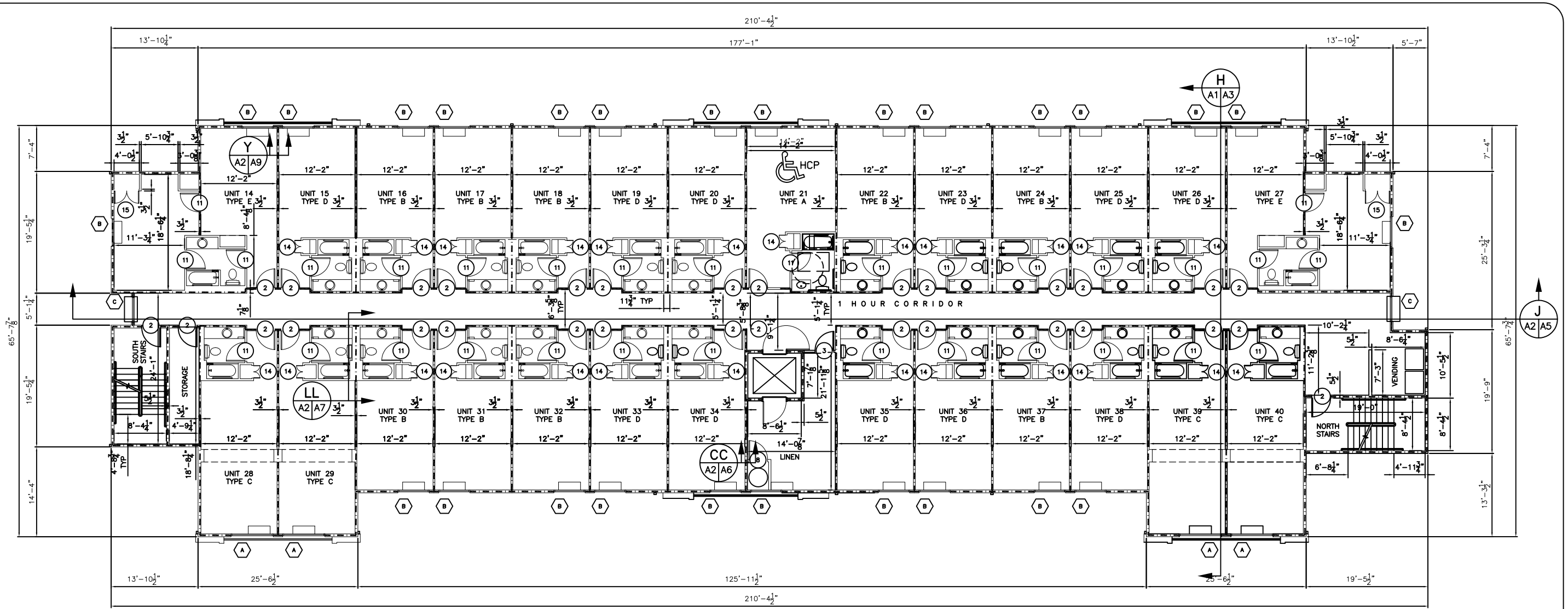

NOTE:
SEE SHEET A-11 FOR DOOR AND WINDOW TYPES AND SCHEDULES.

LEGEND

- 1 HOUR RATED INTERIOR WALL SEE UL# U333- SHT. A-2
- 1 HOUR RATED INTERIOR WALL SEE UL# U356- SHT. A-2

SECOND FLOOR PLAN

SCALE: 1/8"=1'-0"

DESIGN NO. U333
BEARING WALL RATING- 1 HR.
FINISH RATING- 23 MIN.

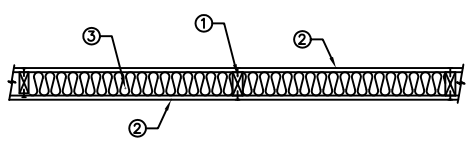

1. WOOD STUDS:
NOM. 2 BY 4 IN., SPACED 16 IN. O.C. EFFECTIVELY CROSS BRACED.
2. GYPSUM BOARD:
5/8 IN. THICK. 4 FT. WIDE, APPLIED EITHER VERTICALLY OR HORIZONTALLY, SCREW ATTACHED TO STUDS AND PLATES WITH 1 1/4 IN. LONG TYPE W STEEL SCREWS, SPACED 12 IN. O. C.
AMERICAN GYPSUM CO- TYPES AG-C, AGX-C.
BPB AMERICA, INC.- PRO ROC TYPE C.
CANADIAN GYPSUM COMPANY- TYPES C, IP-X2, IPC-AR
G-P GYPSUM CORP., SUB. OF GEORGIA PACIFIC CORP.- TYPE S.
LAFARGE NORTH AMERICA, INC.- TYPES LGFC-C, LGFC-C/A.
NATIONAL GYPSUM CO.- TYPES FSW-C, FSW-G.
PABCO GYPSUM, DIV. OF PACIFIC COAST BUILDING PROD., INC.- TYPE C OR PG-C.
STANDARD GYPSUM, LLC- TYPE SG-C.
TEMPLE-INLAND FOREST PRODUCTS CORP.- TYPE TG-C
UNITED STATES GYPSUM CO.- TYPES C, IP-X2, IPC-AR.
USG MEXICO S A DE C V- TYPES C, IP-X2, IPC-AR.
3. BATTS AND BLANKETS: (OPTIONAL)-
MINERAL WOOL INSULATION, PARTIALLY OR COMPLETELY FILLING STUD CAVITY.
THERMAFIBER LLC- TYPE SAFB.
3A. FIBER, SPRAYED*
AS AN ALTERNATE TO BATTS AND BLANKETS (ITEM 3)- SPRAY APPLIED CELLULOSE INSULATION MATERIAL. THE FIBER IS APPLIED WITH WATER TO COMPACTLY FILL THE ENCLOSED CAVITY IN ACCORDANCE WITH THE APPLICATION INSTRUCTIONS SUPPLIED WITH THE PRODUCT. NOMINAL DRY DENSITY OF 3.0 LB/FT3.
U. S. GREENFIBER LLC- COCOON STABILIZED CELLULOSE INSULATION.
3B. FIBER, SPRAYED*
AS AN ALTERNATE TO BATTS AND BLANKETS (ITEM 3) AND ITEM 3A- SPRAY APPLIED CELLULOSE INSULATION MATERIAL. THE FIBER IS APPLIED WITH WATER TO INTERIOR SURFACES IN ACCORDANCE WITH THE APPLICATION INSTRUCTIONS SUPPLIED WITH THE PRODUCT. APPLIED TO COMPLETELY FILL THE ENCLOSED CAVITY. MINIMUM DRY DENSITY OF 4.3 POUNDS PER CUBIC FT.
NU-WOOL CO., INC.- CELLULOSE INSULATION.
4. JOINTS AND HANDLEARS:
WALLBOARD JOINTS COVERED WITH PAPER TAPE AND JOINT COMPOUND.

*BEARING THE UL CLASSIFICATION MARK

DESIGN NO. U356
(EXPOSED TO FIRE ON INTERIOR FACE ONLY)
BEARING WALL RATING- 1 HR.
FINISH RATING- 23 MIN.

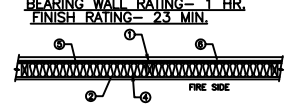

1. WOOD STUDS: NOM 2x4 IN. SPACED 16" O.C. WITH TWO 2x4 IN. TOP PLATES AND ONE 2x4 IN. BOTTOM PLATE. STUDS LATERALLY-BRACED BY WOOD STRUCTURAL PANEL SHEATHING (ITEM 5) AND EFFECTIVELY FIRE STOPPED AT TOP AND BOTTOM OF WALL.
2. GYPSUM BOARD: ANY CLASSIFIED 5/8" THICK , 4 FT WIDE, APPLIED VERTICALLY AND PARALLEL TO STUDS AND BEARING FLANGES 7 IN. O.C. WITH 6D COATED NAILS, 1-7/8" LONG WITH 1/4" DIAMETER HEAD.
3. JOINTS AND HANLEARS: (NOT SHOWN) WALL BOARD JOINTS COVERED WITH TAPE AND JOINT COMPOUND. NAIL HEADS COVERED WITH JOINT COMPOUND.
4. BATTS AND BLANKETS: MINERAL FIBER OR GLASS FIBER INSULATION, 3-1/2" THICK, PRESSURE FIT TO FILL WALL CAVITIES BETWEEN STUDS AND PLATES. MINERAL FIBER INSULATION TO BE UNFACED AND TO HAVE A MIN. DENSITY OF 3 PCF. GLASS FIBER INSULATION TO BE FACED WITH ALUMINUM FOIL OR KRAFT PAPER AND TO HAVE A MIN. DENSITY OF 0.9 PCF (MIN R-11 THERMAL INSULATION RATING).
5. WOOD STRUCTURAL PANEL SHEATHING: MIN. 7/16" THICK, 4FT WIDE WOOD STRUCTURAL PANELS, MIN. GRADE "C-D" OR "SHEATHING". INSTALLED WITH LONG DIMENSION OF SHEET (STRENGTH AXIS) OR FACE GRAIN OF PLYWOOD PARALLEL WITH OR PERPENDICULAR TO STUDS. VERTICAL JOINTS CENTERED OVER STUDS. HORIZONTAL JOINTS BACKED WITH NOM. 2x4 IN. WOOD BLOCKING. ATTACHED TO STUDS ON EXTERIOR SIDE OF WALL WITH 6D CEMENT COATED BOX NAILS SPACED 4" O.C. AT PERIMETER OF PANELS AND 12" O.C. ALONG INTERIOR STUDS.
6. EXTERIOR FACINGS: INSTALLED IN ACCORDANCE WITH THE MANUFACTURERS INSTALLATION INSTRUCTIONS. ONE OF THE FOLLOWING EXTERIOR FACINGS IS TO BE APPLIED OVER THE SHEATHING.
A. VINYL SIDING: - MOLDED PLASTIC - CONTOURED RIGID VINYL SIDING WITH A FLAME SPREAD INDEX VALUE OF 20 OR LESS.
B. PATTOLYN MONTEX SIDING: HARDBOARD EXTERIOR SIDINGS INCLUDING PATTERNED PANEL OR LAP SIDING.
C. WOOD STRUCTURAL PANEL: EXTERIOR GRADE APA RATED SIDING, EXTERIOR, PLYWOOD, OSB OR COMPOSITE PANELS WITH VENEER FACES AND STRUCTURAL WOOD CORE. PER PS1 OR PS2 OR APA STANDARD PRP-108, INCLUDING TEXTURED, ROUGH SAWN, BRUSHED, GROOVED AND LAP SIDING.
D. CEMENTITIOUS STUCCO: PORTLAND CEMENT OR SYNTHETIC STUCCO SYSTEMS WITH SELF-FURRING METAL LATH OR ADHESIVE BASE COAT. THE LATH IS MADE FROM 3/8" TO 1/2" OF FOIL GRAVEL AND 312.GLS OF SAND WITH APPROX. 5.5 GAL. OF WATER. CAST DENSITY OF FLOOR TOPPING MIXTURE 100 PLUS OR MINUS 5 PCF. MIN. COMPRESSIVE STRENGTH 1000 PSI. THICKNESS 1 IN.
LITE CRETE INC- TYPE I
VAPOR BARRIER (OPTIONAL)- COMMERCIAL ASPHALT SATURATED FELT 0.030 IN. THICK.
7. ALTERNATE FINISH FLOORING SYSTEM TO BE APPLIED OVER ITEM 1 (NOT SHOWN)- FLOOR TOPPING MIXTURE-- 3 TO 7 GAL. OF WATER MIXED WITH 80 LBS. OF FLOOR TOPPING MIXTURE AND 1.0 TO 2.1 CU FT OF SAND. COMPRESSIVE STRENGTH TO BE 1000 PSI MIN. THICKNESS TO BE ⅜ IN. MIN.
MAXDON CORP.- TYPE D-C, DC, DC2000, L-R OR T-F
FLOOR MAT MATERIALS- (OPTIONAL)- FLOOR MAT MATERIAL NOM. 1/4 IN. THICK ADHERED TO FLOORING WITH MAXDON FLOOR PRIMER. PRIMER TO BE APPLIED TO SURFACE OF THE MAT PRIOR TO LATH PLACEMENT.
METAL LATH- FOR USE WITH FLOOR MAT MATERIAL, ⅜ IN. EXPANDED GALVANIZED STEEL DIAMOND MESH, ⅛ LBS./SQ. YD. PLACED OVER THE FLOOR MAT MATERIAL. FLOOR TOPPING THICKNESS A NOM. 1 IN. OVER THE FLOOR MAT.
ALTERNATE FLOOR MAT MATERIALS- (OPTIONAL)- FLOOR MAT MATERIAL NOM. ⅛ IN. THICK LOOSE LAID OVER THE FLOORING. MAXDON FLOOR PRIMER TO BE APPLIED TO THE SURFACE OF THE MAT PRIOR TO THE FLOOR TOPPING PLACEMENT. FLOOR TOPPING THICKNESS A MIN 1 IN. OVER THE FLOOR MAT.
MAXDON CORP.- TYPE ACOUSTI-MAT 1
VAPOR BARRIER (OPTIONAL)- COMMERCIAL ASPHALT SATURATED FELT 0.030 IN. THICK.
8. ALTERNATE FINISH FLOORING SYSTEM TO BE APPLIED OVER ITEM 1 (NOT SHOWN)- FLOOR TOPPING MIXTURE-- COMPRESSIVE STRENGTH TO BE 2100 PSI MIN. THICKNESS TO BE ⅜ IN MIN. REFER TO MANUFACTURER'S INSTRUCTIONS ACCOMPANYING THE MATERIAL FOR SPECIFIC MIX DESIGN.
UNITED STATES GYPSUM CO- LEVELROCK 3500, LEVELROCK COMMERCIAL RH
FLOOR MAT MATERIALS- (OPTIONAL)- FLOOR MAT MATERIAL NOM. 0.4 IN. THICK LOOSE LAID OVER THE FLOOR MAT.
UNITED STATES GYPSUM CO- TYPE USG SOUND MAT
9. ALTERNATE FINISH FLOORING SYSTEM TO BE APPLIED OVER ITEM 1 (NOT SHOWN)- FLOOR TOPPING MIXTURE-- FOAM CONCENTRATE MIXED 40:1 BY VOLUME WITH WATER AND EXPANDED AT 100 PSI THROUGH A NOZZLE. MIX AT RATE OF 1.4 CUBIC FT. OF PREFORMED FOAM TO 94 LB. TYPE I PORTLAND CEMENT AND 300 LB. OF SAND WITH APPROX. 5.5 GAL. OF WATER. CAST DENSITY OF FLOOR TOPPING MIXTURE 100 PLUS OR MINUS 5 PCF. MIN. COMPRESSIVE STRENGTH 1000 PSI. THICKNESS 1 IN.
ELASTOCELL CORP. OF AMERICA- TYPE FF
VAPOR BARRIER- (OPTIONAL)- COMMERCIAL ASPHALT SATURATED FELT 0.030 IN. THICK.
10. ALTERNATE FINISH FLOORING SYSTEM TO BE APPLIED OVER ITEM 1 (NOT SHOWN)- FLOOR TOPPING MIXTURE-- 4 TO 7 GAL. OF WATER MIXED WITH 80 LBS. OF FLOOR TOPPING MIXTURE AND 1.4 TO 1.9 CU. FT. OF SAND. COMPRESSIVE STRENGTH TO BE 1200 PSI MIN. MIN. THICKNESS TO BE 1 IN.
BAIRD FLOOR SYSTEMS- TYPE RF, RFP OR RFU
FLOOR MAT MATERIALS(OPTIONAL)- FLOOR MAT MATERIAL NOM. 1 IN. THICK ADHERED TO SUBFLOOR WITH MAXDON FLOOR PRIMER. PRIMER TO BE APPLIED OVER THE SURFACE OF THE MAT PRIOR TO LATH PLACEMENT.
MAXDON CORP.- TYPE ACOUSTE-MAT
METAL LATH- FOR USE WITH FLOOR MAT MATERIAL, ⅜ IN. EXPANDED GALVANIZED STEEL DIAMOND MESH, 3.4 LBS./SQ. YD. PLACED OVER THE FLOOR MAT MATERIAL. FLOOR TOPPING THICKNESS A NOM. 1 IN. OVER THE FLOOR MAT.
ALTERNATE FLOOR MAT MATERIALS- (OPTIONAL)- FLOOR MAT MATERIAL NOM. ⅛ IN. THICK LOOSE LAID OVER THE SUBFLOOR. MAXDON FLOOR PRIMER TO BE APPLIED TO THE SURFACE OF THE MAT PRIOR TO THE FLOOR TOPPING PLACEMENT. FLOOR TOPPING THICKNESS A MIN. 1 IN. OVER THE FLOOR MAT.
MAXDON CORP.- TYPE ACOUSTI-MAT 1
VAPOR BARRIER (OPTIONAL)- COMMERCIAL ASPHALT SATURATED FELT 0.030 IN. THICK.
11. ALTERNATE FINISH FLOORING SYSTEM TO BE APPLIED OVER ITEM 1 (NOT SHOWN)- CORROSION RESISTANT MEMBERS-- 18 GA. DEEP "Y" SHAPED WOOD JOISTS WITH 2 BY 3 IN. OR 2 BY 4 IN. SPACED A MAX. 24 IN. O.C. MIN. JOIST BEARING ON BEARING PLATES 2 IN. JOISTS SECURED TO BEARING PLATES WITH TWO NO. 100 NAILS AT EACH END. SINGULAR HOLES MAY BE CUT IN THE WEB OF THE JOISTS IN ACCORDANCE WITH THE MANUFACTURER'S PUBLISHED INSTALLATION INSTRUCTIONS.
WILLAMETTE INDUSTRIES INC- TYPES SJ-350, SJ-30, SJ-550, S-35, SJ-20, SJ-32, SJ-62, WSI-435, WSI-522, WSI-522A, WSI-522A-LT, WSI-544, WSI-565, WSI-570, WSI-585, WSI-635F, WSI-635F, WSI-635F, WSI-635F, WSI-635F
3. FURRING CHANNELS ¾ IN. DEEP, FORMED OF MIN. 0.019 IN. THICK (28 GA.) GALV. STEEL INSTALLED PERPENDICULAR TO JOISTS. FURRING CHANNELS SPACED ½ IN. O.C. FROM AND ON EACH SIDE OF WALLBOARD JOINTS AND 24 IN. O.C. AWAY FROM EACH JOINT. CHANNELS SECURED TO JOISTS WITH SUPPORT CLIPS (ITEM 4) AT EACH JOIST LOCATION. THE CLIPS PROVIDE A 1 IN. CLEARANCE BETWEEN THE TOP OF FURRING CHANNEL AND THE BOTTOM SURFACE OF THE JOISTS. CHANNELS SPLICED, ADJACENT PIECES OVERLAPPED 6 IN. AND TIED WITH DOUBLE STRAND OF NO. 18 SWG GALV. STEEL WIRE AT EACH END OF SPLICE.
4. SUPPORT CLIP- STEEL FRAMING MEMBERS-- ONE SUPPORT CLIP TO BE USED TO SUPPORT FURRING CHANNELS AT THE INTERSECTION WITH EACH JOIST. SUPPORT CLIPS NAILED TO SIDE OF JOIST BOTTOM FLANGE WITH ONE ½ IN. LONG NO. 11 GAUGE (0.125 IN. ϕ SHANK) NAIL.
SIMPSON STRONG-TIE CO INC- TYPE CSC
5. BATTS AND BLANKETS*- NOM. 1 IN. THICK, 48 IN. LONG WITH WIDTH OF BATT EQUAL TO ON INCHTER SPACING OF STRUCTURAL WOOD MEMBERS (MAX. 24 IN.). BATTS INSTALLED PARALLEL WITH THE JOISTS ON TOP OF THE FURRING CHANNELS AND UNDER THE BOTTOM CHORD OF THE BATTS ARE TO BE CENTERED OVER THE FURRING CHANNELS. CARE SHOULD BE TAKEN TO ENSURE THAT THE BATTS ARE TIGHTLY BUTTED AT ALL JOINTS.
THERMAFIBER LLC- TYPE FR
6. GYPSUM BOARD*- ½ OR ⅝ IN. THICK, 4 FT. WIDE. SHEETS OF WALLBOARD INSTALLED WITH LONG DIMENSION PERPENDICULAR TO FURRING CHANNELS AND FASTENED TO CHANNELS WITH 1 IN. LONG WALLBOARD SCREWS LOCATED ⅜ IN. AND 6 IN. FROM WALLBOARD SIDE JOINTS AND 12 IN. O.C. IN THE FIELD. END JOINTS OF WALLBOARD MAY BE CONTINUOUS OR STAGGERED. AT BUTTED END JOINTS, TWO FURRING CHANNELS ARE REQUIRED (SEE ITEM 3). FOR STAGGERED END JOINTS THE FURRING CHANNELS MUST EXTEND A MIN. OF 6 IN. BEYOND EACH END OF JOINT OVER THE ADJACENT BOARDS.
AMERICAN GYPSUM CO- TYPES AG-C, AGX-C
BPB AMERICA INC- PRONOS TYPE C
CANADIAN GYPSUM CO- TYPE C
THE DOW CHEMICAL CO- TYPE FRPC
GEORGIA-PACIFIC CORP- TYPE S
LAFARGE NORTH AMERICA INC- TYPES LGFC-C, LGFC-C/A
NATIONAL GYPSUM CO- TYPES FSK-C, FSK-G
PABCO GYPSUM, DIV. OF PACIFIC COAST BUILDING PRODUCTS INC- TYPES C, PG-C
STANDARD GYPSUM LLC- TYPE SG-C
TEMPLE-INLAND FOREST PRODUCTS CORP- TYPE TG-C
UNITED STATES GYPSUM CO- TYPE C
USG MEXICO S A DE C V- TYPE C
7. SCREWS, GYPSUM BOARD- 1 IN. LONG, TYPE S, ⅜ IN. DIA., SELF-DRILLING AND SELF-TAPPING, BUGLE HEAD STEEL SCREWS.
8. FINISHING SYSTEM- (NOT SHOWN)- PAPER TAPE EMBEDDED IN CEMENTITIOUS COMPOUND OVER JOINTS WITH EDGES OF COMPOUND FEATHERED--OUT AND EXPOSED SCREW HEADS COVERED WITH COMPOUND. AS AN ALTERNATE, NOM. ⅜ IN. THICK VENEER PLASTER MAY BE APPLIED TO THE ENTIRE SURFACE OF GYPSUM WALLBOARD.

*BEARING THE UL CLASSIFICATION MARK

DESIGN NO. L531
UNRESTRAINED ASSEMBLY RATING- 1 HR
FINISH RATING- 30 MIN.

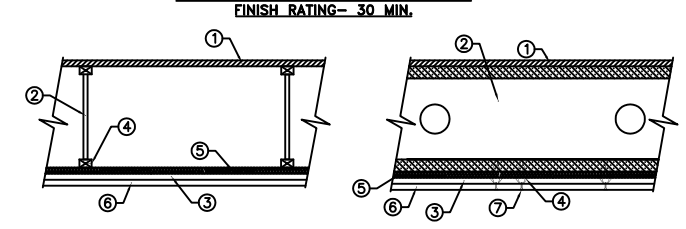

1. FLOORING:
4 FT. BY 8 FT. BY ⅝ IN. THICK PLYWOOD WOOD STRUCTURAL PANELS AND T & G EDGE DETAIL ALONG THE 8 FT. SIDES.
PANELS INSTALLED PERPENDICULAR TO JOISTS WITH END JOINTS STAGGERED 4 FT.. PLYWOOD SECURED TO JOISTS WITH CONSTRUCTION ADHESIVE AND NO. 8D COMENT COATED SINKERS.
ADHESIVE APPLIED AS ⅜ IN.DIA. BEAD TO TOP FLANGE OF JOISTS AND GROOVED EDGES OF PLYWOOD. NAILS SPACED 12 IN. O.C. ALONG EACH JOIST.
AS AN OPTION, LIGHTWEIGHT INSULATING CONCRETE WITH PERLITE* OR VERMICULITE AGGREGATE* AND WOOD TO STUDS AND BEARING FLANGES 7 IN. O.C.
WITH 6D COATED NAILS, 1-7/8" LONG WITH 1/4" DIAMETER HEAD.
3. JOINTS AND HANLEARS: (NOT SHOWN) WALL BOARD JOINTS COVERED WITH TAPE AND JOINT COMPOUND. NAIL HEADS COVERED WITH JOINT COMPOUND.
4. BATTS AND BLANKETS: MINERAL FIBER OR GLASS FIBER INSULATION, 3-1/2" THICK, PRESSURE FIT TO FILL WALL CAVITIES BETWEEN STUDS AND PLATES. MINERAL FIBER INSULATION TO BE UNFACED AND TO HAVE A MIN. DENSITY OF 3 PCF. GLASS FIBER INSULATION TO BE FACED WITH ALUMINUM FOIL OR KRAFT PAPER AND TO HAVE A MIN. DENSITY OF 0.9 PCF (MIN R-11 THERMAL INSULATION RATING).
5. WOOD STRUCTURAL PANEL SHEATHING: MIN. 7/16" THICK, 4FT WIDE WOOD STRUCTURAL PANELS, MIN. GRADE "C-D" OR "SHEATHING". INSTALLED WITH LONG DIMENSION OF SHEET (STRENGTH AXIS) OR FACE GRAIN OF PLYWOOD PARALLEL WITH OR PERPENDICULAR TO STUDS. VERTICAL JOINTS CENTERED OVER STUDS. HORIZONTAL JOINTS BACKED WITH NOM. 2x4 IN. WOOD BLOCKING. ATTACHED TO STUDS ON EXTERIOR SIDE OF WALL WITH 6D CEMENT COATED BOX NAILS SPACED 4" O.C. AT PERIMETER OF PANELS AND 12" O.C. ALONG INTERIOR STUDS.
6. EXTERIOR FACINGS: INSTALLED IN ACCORDANCE WITH THE MANUFACTURERS INSTALLATION INSTRUCTIONS. ONE OF THE FOLLOWING EXTERIOR FACINGS IS TO BE APPLIED OVER THE SHEATHING.
A. VINYL SIDING: - MOLDED PLASTIC - CONTOURED RIGID VINYL SIDING WITH A FLAME SPREAD INDEX VALUE OF 20 OR LESS.
B. PATTOLYN MONTEX SIDING: HARDBOARD EXTERIOR SIDINGS INCLUDING PATTERNED PANEL OR LAP SIDING.
C. WOOD STRUCTURAL PANEL: EXTERIOR GRADE APA RATED SIDING, EXTERIOR, PLYWOOD, OSB OR COMPOSITE PANELS WITH VENEER FACES AND STRUCTURAL WOOD CORE. PER PS1 OR PS2 OR APA STANDARD PRP-108, INCLUDING TEXTURED, ROUGH SAWN, BRUSHED, GROOVED AND LAP SIDING.
D. CEMENTITIOUS STUCCO: PORTLAND CEMENT OR SYNTHETIC STUCCO SYSTEMS WITH SELF-FURRING METAL LATH OR ADHESIVE BASE COAT. THE LATH IS MADE FROM 3/8" TO 1/2" OF FOIL GRAVEL AND 312.GLS OF SAND WITH APPROX. 5.5 GAL. OF WATER. CAST DENSITY OF FLOOR TOPPING MIXTURE 100 PLUS OR MINUS 5 PCF. MIN. COMPRESSIVE STRENGTH 1000 PSI. THICKNESS 1 IN.
LITE CRETE INC- TYPE I
VAPOR BARRIER (OPTIONAL)- COMMERCIAL ASPHALT SATURATED FELT 0.030 IN. THICK.
7. ALTERNATE FINISH FLOORING SYSTEM TO BE APPLIED OVER ITEM 1 (NOT SHOWN)- FLOOR TOPPING MIXTURE-- 3 TO 7 GAL. OF WATER MIXED WITH 80 LBS. OF FLOOR TOPPING MIXTURE AND 1.0 TO 2.1 CU FT OF SAND. COMPRESSIVE STRENGTH TO BE 1000 PSI MIN. THICKNESS TO BE ⅜ IN. MIN.
MAXDON CORP.- TYPE D-C, DC, DC2000, L-R OR T-F
FLOOR MAT MATERIALS- (OPTIONAL)- FLOOR MAT MATERIAL NOM. 1/4 IN. THICK ADHERED TO FLOORING WITH MAXDON FLOOR PRIMER. PRIMER TO BE APPLIED TO SURFACE OF THE MAT PRIOR TO LATH PLACEMENT.
METAL LATH- FOR USE WITH FLOOR MAT MATERIAL, ⅜ IN. EXPANDED GALVANIZED STEEL DIAMOND MESH, ⅛ LBS./SQ. YD. PLACED OVER THE FLOOR MAT MATERIAL. FLOOR TOPPING THICKNESS A NOM. 1 IN. OVER THE FLOOR MAT.
ALTERNATE FLOOR MAT MATERIALS- (OPTIONAL)- FLOOR MAT MATERIAL NOM. ⅛ IN. THICK LOOSE LAID OVER THE FLOORING. MAXDON FLOOR PRIMER TO BE APPLIED TO THE SURFACE OF THE MAT PRIOR TO THE FLOOR TOPPING PLACEMENT. FLOOR TOPPING THICKNESS A MIN 1 IN. OVER THE FLOOR MAT.
MAXDON CORP.- TYPE ACOUSTI-MAT 1
VAPOR BARRIER (OPTIONAL)- COMMERCIAL ASPHALT SATURATED FELT 0.030 IN. THICK.
8. ALTERNATE FINISH FLOORING SYSTEM TO BE APPLIED OVER ITEM 1 (NOT SHOWN)- FLOOR TOPPING MIXTURE-- COMPRESSIVE STRENGTH TO BE 2100 PSI MIN. THICKNESS TO BE ⅜ IN MIN. REFER TO MANUFACTURER'S INSTRUCTIONS ACCOMPANYING THE MATERIAL FOR SPECIFIC MIX DESIGN.
UNITED STATES GYPSUM CO- LEVELROCK 3500, LEVELROCK COMMERCIAL RH
FLOOR MAT MATERIALS- (OPTIONAL)- FLOOR MAT MATERIAL NOM. 0.4 IN. THICK LOOSE LAID OVER THE FLOORING. FLOOR TOPPING THICKNESS A MIN. 1 IN. OVER THE FLOOR MAT.
UNITED STATES GYPSUM CO- TYPE USG SOUND MAT
9. ALTERNATE FINISH FLOORING SYSTEM TO BE APPLIED OVER ITEM 1 (NOT SHOWN)- FLOOR TOPPING MIXTURE-- FOAM CONCENTRATE MIXED 40:1 BY VOLUME WITH WATER AND EXPANDED AT 100 PSI THROUGH A NOZZLE. MIX AT RATE OF 1.4 CUBIC FT. OF PREFORMED FOAM TO 94 LB. TYPE I PORTLAND CEMENT AND 300 LB. OF SAND WITH APPROX. 5.5 GAL. OF WATER. CAST DENSITY OF FLOOR TOPPING MIXTURE 100 PLUS OR MINUS 5 PCF. MIN. COMPRESSIVE STRENGTH 1000 PSI. THICKNESS 1 IN.
ELASTOCELL CORP. OF AMERICA- TYPE FF
VAPOR BARRIER- (OPTIONAL)- COMMERCIAL ASPHALT SATURATED FELT 0.030 IN. THICK.
10. ALTERNATE FINISH FLOORING SYSTEM TO BE APPLIED OVER ITEM 1 (NOT SHOWN)- FLOOR TOPPING MIXTURE-- 4 TO 7 GAL. OF WATER MIXED WITH 80 LBS. OF FLOOR TOPPING MIXTURE AND 1.4 TO 1.9 CU. FT. OF SAND. COMPRESSIVE STRENGTH TO BE 1200 PSI MIN. MIN. THICKNESS TO BE 1 IN.
BAIRD FLOOR SYSTEMS- TYPE RF, RFP OR RFU
FLOOR MAT MATERIALS(OPTIONAL)- FLOOR MAT MATERIAL NOM. 1 IN. THICK ADHERED TO SUBFLOOR WITH MAXDON FLOOR PRIMER. PRIMER TO BE APPLIED OVER THE SURFACE OF THE MAT PRIOR TO LATH PLACEMENT.
MAXDON CORP.- TYPE ACOUSTE-MAT
METAL LATH- FOR USE WITH FLOOR MAT MATERIAL, ⅜ IN. EXPANDED GALVANIZED STEEL DIAMOND MESH, 3.4 LBS./SQ. YD. PLACED OVER THE FLOOR MAT MATERIAL. FLOOR TOPPING THICKNESS A NOM. 1 IN. OVER THE FLOOR MAT.
ALTERNATE FLOOR MAT MATERIALS- (OPTIONAL)- FLOOR MAT MATERIAL NOM. ⅛ IN. THICK LOOSE LAID OVER THE SUBFLOOR. MAXDON FLOOR PRIMER TO BE APPLIED TO THE SURFACE OF THE MAT PRIOR TO THE FLOOR TOPPING PLACEMENT. FLOOR TOPPING THICKNESS A MIN. 1 IN. OVER THE FLOOR MAT.
MAXDON CORP.- TYPE ACOUSTI-MAT 1
VAPOR BARRIER (OPTIONAL)- COMMERCIAL ASPHALT SATURATED FELT 0.030 IN. THICK.
11. ALTERNATE FINISH FLOORING SYSTEM TO BE APPLIED OVER ITEM 1 (NOT SHOWN)- CORROSION RESISTANT MEMBERS-- 18 GA. DEEP "Y" SHAPED WOOD JOISTS WITH 2 BY 3 IN. OR 2 BY 4 IN. SPACED A MAX. 24 IN. O.C. MIN. JOIST BEARING ON BEARING PLATES 2 IN. JOISTS SECURED TO BEARING PLATES WITH TWO NO. 100 NAILS AT EACH END. SINGULAR HOLES MAY BE CUT IN THE WEB OF THE JOISTS IN ACCORDANCE WITH THE MANUFACTURER'S PUBLISHED INSTALLATION INSTRUCTIONS.
WILLAMETTE INDUSTRIES INC- TYPES SJ-350, SJ-30, SJ-550, S-35, SJ-20, SJ-32, SJ-62, WSI-435, WSI-522, WSI-522A, WSI-522A-LT, WSI-544, WSI-565, WSI-570, WSI-585, WSI-635F, WSI-635F, WSI-635F, WSI-635F, WSI-635F
3. FURRING CHANNELS ¾ IN. DEEP, FORMED OF MIN. 0.019 IN. THICK (28 GA.) GALV. STEEL INSTALLED PERPENDICULAR TO JOISTS. FURRING CHANNELS SPACED ½ IN. O.C. FROM AND ON EACH SIDE OF WALLBOARD JOINTS AND 24 IN. O.C. AWAY FROM EACH JOINT. CHANNELS SECURED TO JOISTS WITH SUPPORT CLIPS (ITEM 4) AT EACH JOIST LOCATION. THE CLIPS PROVIDE A 1 IN. CLEARANCE BETWEEN THE TOP OF FURRING CHANNEL AND THE BOTTOM SURFACE OF THE JOISTS. CHANNELS SPLICED, ADJACENT PIECES OVERLAPPED 6 IN. AND TIED WITH DOUBLE STRAND OF NO. 18 SWG GALV. STEEL WIRE AT EACH END OF SPLICE.
4. SUPPORT CLIP- STEEL FRAMING MEMBERS-- ONE SUPPORT CLIP TO BE USED TO SUPPORT FURRING CHANNELS AT THE INTERSECTION WITH EACH JOIST. SUPPORT CLIPS NAILED TO SIDE OF JOIST BOTTOM FLANGE WITH ONE ½ IN. LONG NO. 11 GAUGE (0.125 IN. ϕ SHANK) NAIL.
SIMPSON STRONG-TIE CO INC- TYPE CSC
5. BATTS AND BLANKETS*- NOM. 1 IN. THICK, 48 IN. LONG WITH WIDTH OF BATT EQUAL TO ON INCHTER SPACING OF STRUCTURAL WOOD MEMBERS (MAX. 24 IN.). BATTS INSTALLED PARALLEL WITH THE JOISTS ON TOP OF THE FURRING CHANNELS AND UNDER THE BOTTOM CHORD OF THE BATTS ARE TO BE CENTERED OVER THE FURRING CHANNELS. CARE SHOULD BE TAKEN TO ENSURE THAT THE BATTS ARE TIGHTLY BUTTED AT ALL JOINTS.
THERMAFIBER LLC- TYPE FR
6. GYPSUM BOARD*- ½ OR ⅝ IN. THICK, 4 FT. WIDE. SHEETS OF WALLBOARD INSTALLED WITH LONG DIMENSION PERPENDICULAR TO FURRING CHANNELS AND FASTENED TO CHANNELS WITH 1 IN. LONG WALLBOARD SCREWS LOCATED ⅜ IN. AND 6 IN. FROM WALLBOARD SIDE JOINTS AND 12 IN. O.C. IN THE FIELD. END JOINTS OF WALLBOARD MAY BE CONTINUOUS OR STAGGERED. AT BUTTED END JOINTS, TWO FURRING CHANNELS ARE REQUIRED (SEE ITEM 3). FOR STAGGERED END JOINTS THE FURRING CHANNELS MUST EXTEND A MIN. OF 6 IN. BEYOND EACH END OF JOINT OVER THE ADJACENT BOARDS.
AMERICAN GYPSUM CO- TYPES AG-C, AGX-C
BPB AMERICA INC- PRONOS TYPE C
CANADIAN GYPSUM CO- TYPE C
THE DOW CHEMICAL CO- TYPE FRPC
GEORGIA-PACIFIC CORP- TYPE S
LAFARGE NORTH AMERICA INC- TYPES LGFC-C, LGFC-C/A
NATIONAL GYPSUM CO- TYPES FSK-C, FSK-G
PABCO GYPSUM, DIV. OF PACIFIC COAST BUILDING PRODUCTS INC- TYPES C, PG-C
STANDARD GYPSUM LLC- TYPE SG-C
TEMPLE-INLAND FOREST PRODUCTS CORP- TYPE TG-C
UNITED STATES GYPSUM CO- TYPE C
USG MEXICO S A DE C V- TYPE C
7. SCREWS, GYPSUM BOARD- 1 IN. LONG, TYPE S, ⅜ IN. DIA., SELF-DRILLING AND SELF-TAPPING, BUGLE HEAD STEEL SCREWS.
8. FINISHING SYSTEM- (NOT SHOWN)- PAPER TAPE EMBEDDED IN CEMENTITIOUS COMPOUND OVER JOINTS WITH EDGES OF COMPOUND FEATHERED--OUT AND EXPOSED SCREW HEADS COVERED WITH COMPOUND. AS AN ALTERNATE, NOM. ⅜ IN. THICK VENEER PLASTER MAY BE APPLIED TO THE ENTIRE SURFACE OF GYPSUM WALLBOARD.

*BEARING THE UL CLASSIFICATION MARK

DESIGN 3 REVISED: 02-09-07

SECOND/ THIRD FLOOR PLAN

DR. EDUARDO HERNANDEZ
CEDAR LAKE ROAD
BILOXI, MISSISSIPPI

LA QUINTA INN & SUITES

DAMMON ENGINEERING. INC.
1095 FLORIDA AVENUE 985-649-5832 SLIDELL, LA. 70458
DAMMONENGINEERING.COM

SCALE:AS NOTED

FILE:

JOB NO. 1694

DATE:11-01-05

SHEET
A-2
OF