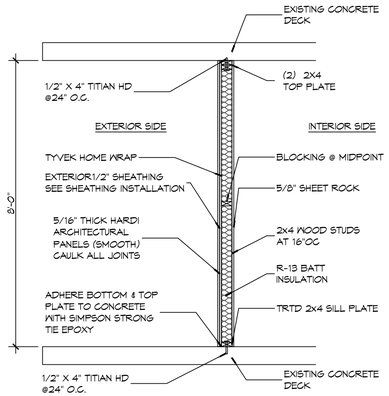

E
A106 A106

SECTION

SCALE: 1/2" = 1' - 0"

EXTERIOR WALL

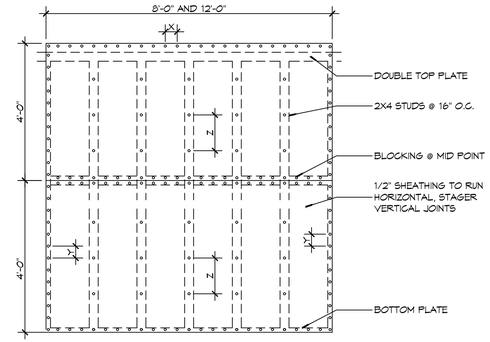

NAIL SPACING
X = 4" OC
Y = 4" OC
Z = 6" OC

X = PLATE EDGE NAIL SPACING
Y = LONG EDGE NAIL SPACING
Z = FIELD NAIL SPACING

EXTERIOR SHEATHING
1/2"PLYWOOD ON FACE STAGGERED 48"O.C. W/8d NAILS@4"O.C. FASTENING @ PANEL EDGES 8d NAILS @4" O.C. FASTENING @ INTERMEDIATE MEMBERS @12" O.C.

26 SHEAR WALL EXTERIOR SHEATING NAILING PATTERN

SCALE: 1/2"= 1'-0"

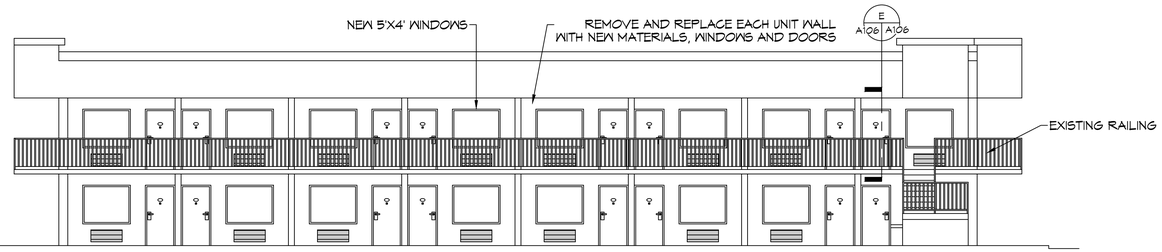

27 NEW REAR ELEVATION

SCALE: 1/8"= 1'-0"

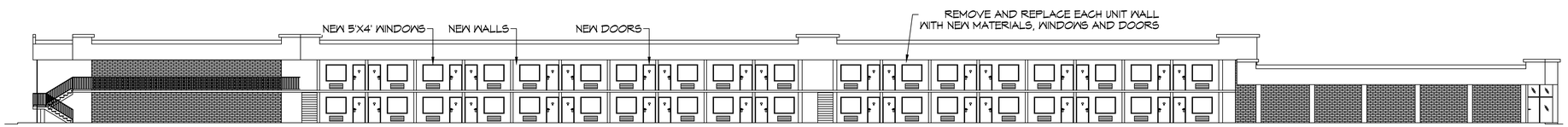

28 NEW SIDE ELEVATION

SCALE: 1/16"= 1'-0"

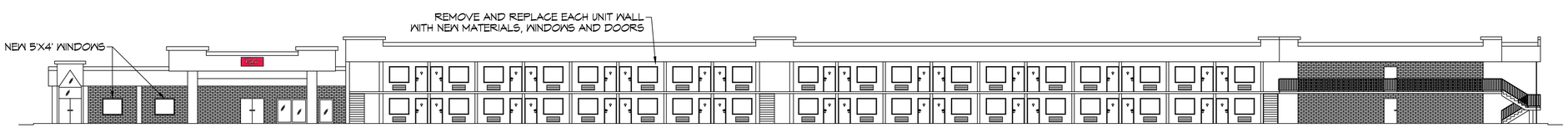

29 NEW SIDE ELEVATION

SCALE: 1/16"= 1'-0"

NOTE : PARAPET ROOF SHALL BE POSTPONED UNTIL NEXT YEAR.

DESIGN CRITERIA

THE CONSTRUCTION FOR SAID RESIDENCE, WHERE BASIC WIND SPEED IS 130 MILES PER HOUR, WIND EXPOSURE ZONE C, IS DESIGNED IN ACCORDANCE WITH: AMERICAN FOREST AND PAPER ASSOCIATION (AF&PA) WOOD FRAME CONSTRUCTION MANUAL FOR ONE AND TWO FAMILY DWELLINGS (WFCM) 2001 EDITION AS WELL AS THE INTERNATIONAL RESIDENTIAL CODE (IRC) 2021 EDITION

DOOR SCHEDULE

MK	WIDTH	HEIGHT	THK	DOOR MAT	FRAME	FR	REMARKS
D01	3'-0"	6'-8"	1-3/4"	MTL	STEEL	NR	VERIFY EXTERIOR DOOR JAMB THICKNESS

WINDOW SCHEDULE

MK	SIZE	FRAME	TYPE	REMARKS
W01	5'-0" W x 4'-0" H	VINYL	N/A	LOW E TENTED

NOTE; ALL EXTERIOR WINDOW AND DOOR ASSEMBLES TO BE RATED FOR 130 MPH WINDS AND SHALL BE MISSILE IMPACT RESISTANT.

DAMMON ENGINEERING, INC.
LOUISIANA & MISSISSIPPI
www.dammonengineering.com
info@dammonengineering.com
PH: 985.649.5832
Chief Engineer: Brian Mistich, PE
5454 Jean Sarah Trail
Slidell, LA 70458

REVISIONS

#	DESCRIPTION	DATE

SEAL:

STATE OF LOUISIANA
BRIAN A. MISTICH
License No. 30187
PROFESSIONAL ENGINEER

NEW PARTIAL RENOVATION

RED ROOF INN

1662 GAUSE BLVD.
SLIDELL, LA 70458

JOB No:	2481	DATE:	04-09-2024
DRAWN BY:	CJCD	CHECKED BY:	JMS

THIS DOCUMENT, THE PHYSICAL FORM AND ELECTRONIC FORM, IS THE PROPERTY OF DAMMON ENGINEERING, INC. THE DOCUMENT MAY BE USED FOR THE PROJECT FOR WHICH IT WAS PREPARED AND PROVIDED TO THE OWNER FOR THE PROJECT PROVIDED THE OWNER HAS FULFILLED ALL OBLIGATIONS TO DAMMON ENGINEERING, INC. UNDER THE CONTRACT FOR THE PROJECT. REPRODUCTIONS, PUBLICATIONS OR DISTRIBUTION OF THIS DOCUMENT OR PARTS THEREOF ARE PROHIBITED WITHOUT THE WRITTEN CONSENT OF DAMMON ENGINEERING, INC.

SHEET TITLE:
NEW BUILDING ELEVATIONS

DRAWING NUMBER:

A106

SHEET No: 8 of 10

FILE NAME: J:\2481 - Red Roof Inn Slidell\Drawings\Current Drawings\A106 - Building Elevation Plan.dwg DLOT DATE & TIME: Monday, April 8, 2024 10:37:31 AM